



ROLL WITH THE WHOLE SQUAD

HIGHLANDER HYBRID



TOYOTA

**SOUTHERN CALIFORNIA TOYOTA DEALERS
PROUD SPONSOR SINCE 1989**



2020-21 SEASON

THE STAFF

Staff Directory.....	4-7
Ownership	8
Business and Hockey Operations.....	9-12
Business Operations – Vice Presidents.....	13
Hockey Operations.....	14-19

THE PLAYERS

Player Bios	22-73
Players in the System	74-87
Prospects	88-92
2020 NHL Draft Selections.....	93

ALL-TIME RECORDS

All-Time Owners, General Managers, Captains.....	98
All-Time Coaching Records, Year-by-Year, Fastest to 100 Wins	99
All-Time Record Year-by-Year, Home, Road	100-101
All-Time Record vs. Opponents, Home, Road	102-103
All-Time Overtime Record Year-by-Year, vs. NHL	104-105
All-Time Shootout Record Year-by-Year, vs. NHL	106-107
Team Records.....	108-110
All-Time Power Play and Penalty Kill	111
All-Time Shootout Records	112
All-Time Scoring	113-117
All-Time Goaltending	118
All-Time Roster	119-124
All-Time Uniform #'s	125-129
All-Time Streaks	130-132
Record Homestands	133
Record Road Trips	134
Situational Stats	135-136
Highest Scoring Games	137
Best Months	138
Opening Night	139
All-Time Attendance Year-by-Year	140
Seasons In Review (1967-2020)	141-192
NHL Award Winners	193-194

NHL All-Stars	195-196
Team Award Winners	197-199
Individual Records	200-202
Leaders Year-by-Year	203
Goaltender Leaders Year-by-Year.....	204
All-Time Top Ten	205-206
Season Bests	207-208
All-Time Hat Tricks	209-210
All-Time Shutouts	211-213
All-Time Overtime Goal Scorers	214-215
Overtime Goal Leaders, Career Overtime Goal Leaders	216
Player Shootout Stats, Career, 2019-20	217
Individual Shootout Records	218
All-Time Penalty Shots For	219
All-Time Penalty Shots Against	220
NHL Debuts, Teenagers	221
All-Time Draft Choices	222-226
All-Time Trades.....	227-234
The Banners	235
Kings in the Hockey Hall of Fame	236
Kings Hall of Fame	237

THE PLAYOFFS

All-Time Playoff Coaching Records, Year-by-Year, Home, Road	240-241
All-Time Playoff Record vs. Opponents, Home, Road	242-243
All-Time Overtime Playoff Games and Scoring Year-by-Year, vs. NHL	244
All-Time Playoff Overtime Goal Scorers	245
All-Time Playoff Team Records.....	246-249
All-Time Playoff Power Play and Penalty Kill	250
All-Time Playoff Scoring.....	251-252
All-Time Playoff Goaltending	253
Highest Scoring Playoff Games	254
Playoff Scenarios	255
All-Time Playoff History	256-258
Playoff Seasons In Reviews.....	259-276
Individual Playoff Records	277-279
All-Time Playoff Top Five	280

Kings All-Time Playoff Season Bests	281
Playoff Hat Tricks, Playoff Overtime Goals, Career Playoff Overtime Goals	282
Playoff Game-Winning Goals, Playoff Power Play Goals, Playoff Short-Handed Goals ..	283
Playoff Penalty Shots For, Against, Playoff Shutouts For, Against	284

THE OPPONENTS

Records Year-by-Year, Fast Facts	286-315
--	---------

MEDIA INFORMATION

TV/Radio Partners	320
Broadcaster, Team Ambassador Bios, Spanish Radio Bios	321-324
Communications Bios	325-327
NHL Directory	328-329
On Ice Officials	330



EDITORIAL DESIGN & PRODUCTION

Editor: Eddie Fischermann

Associate Editor & Production: Kaylea Konoval

Contributors: Jeff Moeller, Zach Dooley, Nick Nickson

Cover Design: LA Kings

Photography: Andrew D Bernstein Associates & Getty Images

Follow the Kings Communications Department on Twitter @LAKingsPR

AEG

AEG	332
STAPLES Center, Vital Stats	333-336
AEG Community Foundation and Kings Care Foundation	337-338
AEG Sports	339-340
Ontario Reign	341
Bailey/Bavis Tribute	342

LA KINGS 2020 - 2021 MEDIA GUIDE

STAFF

LA KINGS

KINGS 2020-21 STAFF DIRECTORY

OWNERSHIP	Owner. Philip F. Anschutz
	Owner. Edward P. Roski, Jr.
	President and CEO, AEG and Alternate Governor, Kings Dan Beckerman
	Executive Assistant to President and CEO, AEG and Alternate Governor, Kings Tanya Plum Brice
EXECUTIVE	President, Alternate Governor Luc Robitaille
	Vice President and General Manager Rob Blake
	Chief Operating Officer, Alternate Governor Kelly Cheeseman
	Executive Assistant to President Kehly Sloane
HOCKEY OPERATIONS	Executive Vice President/Hockey Operations and Legal Affairs Jeff Solomon
	Senior Advisor to the General Manager/Development Mike O'Connell
	Advisor, Hockey Operations Ron Hextall
	Director of Player Personnel Nelson Emerson
COACHES	Director, Hockey Administration Eva Bassett
	Head Coach Todd McLellan
	Assistant Coach Trent Yawney
	Assistant Coach Marco Sturm
SCOUTS/HOCKEY OPERATIONS	Goaltending Coach Bill Ranford
	Video Coordinator Samson Lee
	Assistant Video Coordinator Derik Johnson
	Director of Amateur Scouting Mark Yannetti
	Head European Scout Christian Ruutti
	Pro Scout Rob Laird
	Pro Scout Mark Osborne
	Pro Scout David Torrie
	AHL Scout Eric Weissman
	AHL Scout Peter White
	AHL Scout Jason Supryka
	Amateur Scout – United States Tony Gasparini
	Amateur Scout – Quebec/Maritimes Denis Fugere
	Amateur Scout – Ontario/CIS Chris Byrne
	Amateur Scout – Ontario Bryan Denney
	Amateur Scout – Europe Niklas Andersson
	Amateur Scout – United States Ted Belisle
	Amateur Scout - Europe Jussi Kari-Koskinen
PLAYER DEVELOPMENT	Amateur Scout Nick Sinclair
	Amateur Scout Ron Pyette
	AHL Scout/Growth and Inclusion Specialist Blake Bolden
	Scout – College Pro Brooks Bertsch
	Scout – European Pro Matjaz Kopitar
	Russian Scout Yuri Khmylev
	Video Technician Jason Lewis
	Senior Hockey Analyst Rob Vollman
	Hockey Analyst Hayden Speak
	Director of Player Development Glen Murray
	Player Development Mike Donnelly
	Player Development Sean O'Donnell
	Player Development Jarret Stoll
	Player Development Matt Greene
	Development, Strength and Conditioning Jeremy Clark

KINGS 2020-21 STAFF DIRECTORY

MEDICAL AND CONDITIONING	Director, Player Health and Performance. Dr. John Meyer
	Head Athletic Trainer Chris Kingsley
	Head Strength and Conditioning Coach Matt Price
	Assistant Athletic Trainer Myles Hirayama
	Massage Therapist Riley Barrie
	Assistant Strength and Conditioning Coach Trent Frey
	Performance Data Analyst Brett Billbe
	Mental Skills Dafna Aaronson
MEDICAL	Head Team Physician Dr. Frank Petrigliano
	Team Internist Dr. Michael Mellman
	Team Ophthalmologist Dr. Jane Semel
	Team Dentist Dr. Ken Ochi
	Chiropractic Consultant Dr. Chad Moreau
EQUIPMENT	Head Equipment Manager Darren Granger
	Assistant Equipment Manager Dana Bryson
	Assistant Equipment Manager Chris Schornack
	Assistant Equipment Manager Joe Alexander
	Equipment Assistant Bobby Halfacrea
BROADCASTERS	TV Play-by-Play Announcer Alex Faust
	Radio Play-by-Play Announcer Nick Nickson
	TV Analyst Jim Fox
	Radio Analyst Daryl Evans
	Team Ambassador Bob Miller
	Spanish Radio Play-by-Play Announcer Francisco. X. Rivera
	Spanish Radio Analyst Nano Cortés
COMMUNITY RELATIONS AND HOCKEY DEVELOPMENT	Vice President, Community Relations, Team Services and Hockey Development Jennifer Pope
	Senior Director, Hockey Development Chris Crotty
	Director, Community Relations and Kings Care Foundation Amanda Apel
	Director, Hockey Programming and Curriculum Derek Armstrong
	Senior Manager, Hockey Development Courtney Ports
	Supervisor, Hockey Development Marisa Blanco
	Supervisor, Kings Care Foundation Brittany Eremita
	Coordinator, Community Relations and Team Services Gabe Gelbard
	Coordinator, Learn To Play and Events Jordan Watt
	Coordinator, Ball Hockey and Events Gaetano Moirano
FINANCE AND HUMAN RESOURCES	Vice President, Finance Joe Leibfried
	Director, Human Resources AnnMarie Francis
	Controller Scott Sangrey
	Staff Accountant Charles Borjon
	Senior Manager, Finance Yvonne Luong
	Coordinator, Human Resources Jocelyn Hernandez
MARKETING, COMMUNICATIONS AND CONTENT	Assistant, Human Resources Aunisha Leffridge
	Office Coordinator Kylie Sullivan
	Senior Vice President, Marketing, Communications and Content Michael Altieri
	Executive Producer, Live Events Wanton Davis
	Senior Director, Business Communications and Heritage Jeff Moeller
	Senior Director, Marketing and Creative Pat Donahue
	Senior Director, Team Operations and Hockey Communications Rob Koch
	Director, Creative Ashley Lane
	Director, Marketing Dominique DiDia
	Senior Video Editor and Motion Graphics Animator Jeff Lewis
	Senior Manager, Hockey Communications Jon Gomez

KINGS 2020-21 STAFF DIRECTORY

Manager, Media Services and Team Operations Eddie Fischermann
 Manager, Digital and ContentRobyn Dutton
 Manager, ProductionChris Wohlers
 Social Media ManagerKatlyn Gambill
 Motion Graphics Animator and Video EditorJesse Duncan
 Manager, Graphic DesignAndrew Massey
 Manager, EditorialZach Dooley
 Senior Editor, ProductionPhillip Radke
 Producer/EditorRyan Todd
 Coordinator, Marketing and PromotionsEmma Tani
 Coordinator, MarketingLexi Mossler
 Coordinator, Team Operations and Media ServicesKaylea Konoval
 Coordinator, Digital ContentJack Jablonski
 Supervisor, ProductionTrevor Rabone
 Graphic DesignerNick Oeffling
 Music DirectorDieter Ruehle

OPERATIONS AND STRATEGY

Senior Vice President, Business Operations and StrategyAaron LeValley
 Senior Director, Ticket OperationsElizabeth Hauck
 Senior Director of Security, LA Kings and Toyota Sports CenterJeff Hink
 Senior Director, Information TechnologyDarshan Parikh
 Director, Ticket OperationsSamantha Lewis
 Director, Business OperationsPete Lisowski
 Director, Ice QualityFrancois Martindale
 Senior Manager, Game Used MerchandiseJonathan Anderson
 Senior Manager, CRM and Email MarketingGretchen Kiker
 Senior Manager, Data and AnalyticsMichael Marsocci
 Business AnalystJohn D'Onofrio
 Coordinator, Ticket OperationsPeter Etcheberria
 Coordinator, Ticket Operations and CRMKarina Wilkerson

PARTNERSHIP SALES AND ACTIVATION

Chief Operating Officer, Global PartnershipsRussell Silvers
 Chief Operating Officer, Global PartnershipsNick Baker
 Senior Vice President, Corporate PartnershipsJosh Veilleux
 Senior Vice President, Partnership ActivationNam McGrail
 Director, Partnership ActivationTherese Nguyen
 Director, Global PartnershipsMatt Richardson
 Director, Partnership SalesScott Emery
 Manager, Partnership SalesJeff Barash
 Manager, Partnership ActivationStephanie Nienhuis
 Account Executive, Partnership ActivationBergen Houston
 Coordinator, Partnership SalesMadeline Frohling

KINGS 2020-21 STAFF DIRECTORY

TICKET SALES AND SERVICE

President of LA Kings Affiliates & Senior Vice President, Revenue, AEG SportsDarren Abbott
 Vice President, Ticket Sales and ServiceMason Donley
 Vice President, Ticket Sales and Business DevelopmentRyan Miller
 Sr. Director, Ticket Sales and Staff DevelopmentJames Collins
 Sr. Director, Membership Service and Group SalesEvan Flagg
 Manager, Ticket SalesDaniel Hernandez
 Supervisor, Membership ServiceLisa Dolan
 Coordinator, Ticket Sales and ServiceGaby Smotrys
 Sr. Account Manager, VIP ServiceChristine Miller
 Membership Account ManagerScott Servetnick
 Membership Account ManagerMichael Brady
 Membership Sales ExecutiveMadison McAndrews
 Membership Sales RepresentativeSarah Vail
 Business Development ManagerEric Silva
 Business Development Account ExecutivePatrick Clark
 Business Development Account ExecutiveJohnny Seo
 Business Development Account ExecutiveJordan Thomas
 Business Development Account ExecutiveTim Hillman
 Membership Sales Account ExecutiveJustin Bishop
 Membership Sales RepresentativeNico Agnone
 Membership Sales RepresentativeSeth Suckow
 Membership Sales RepresentativeDaniel Brokop
 Group Sales Supervisor, Amateur Hockey SalesJohn Abary
 Sr. Group Sales Account ExecutiveJesse Rogers
 Sr. Group Sales Account ExecutiveKylie McLogan
 Group Sales RepresentativeWarner Myerson
 Inside Sale RepresentativeKeith Schneider

STAPLES Center

1111 South Figueroa Street
 Los Angeles, CA 90015
213-742-7100

Toyota Sports Performance Center

555 North Nash Street
 El Segundo, CA 90245
310-535-4500

Building A / AEG Executive Offices

800 W. Olympic Blvd., Suite 305
 Los Angeles, CA 90015
213-763-7700

STAPLES Center

Opened: October, 1999
 Seating Capacity: 18,230 (for hockey)
 Rink Dimensions: 200 feet by 85 feet

Rightsholders:

Television: FOX Sports Net
 Audio: iHeartRadio /
 LA Kings Audio Network
 Radio: KWKW 1330 AM TU LIGA
 (select home games)

Minor League Affiliate:

Ontario Reign (AHL)

Team Colors:

Black, White, Silver

PHILIP F. ANSCHUTZ**Owner**

Philip F. Anschutz assumed ownership of the Los Angeles Kings in October of 1995. Mr. Anschutz is the owner of The Anschutz Corporation, Denver, Colorado. The company's major business interests are in the fields of natural resources, transportation, real estate development, lodging, entertainment and communications.

**EDWARD P. ROSKI, JR.****Owner**

As President and Chairman of the Board of one of the oldest and largest privately held real estate companies in the United States, Edward P. Roski, Jr., took over ownership of the Los Angeles Kings with Philip F. Anschutz in October of 1995. Mr. Roski's expertise in real estate development played a key role as he helped lead the L.A. Arena Company's efforts to create STAPLES Center in Los Angeles.

His company, Southern California-based Majestic Reality Co., was built upon the entrepreneurial vision of his father, Edward P. Roski, Sr., who founded the company in 1948. Majestic, whose corporate offices are in Los Angeles, has long been a top developer in the area, owning 83 million square feet of commercial real estate across the United States.

A graduate of the University of Southern California in 1962 with a Bachelor of Science degree in Finance and Real Estate, Mr. Roski served as an officer in the United States Marines from 1962 to 1966. Ed was raised in Southern California and is a graduate of Loyola High School.

Mr. Roski's other involvements include serving on the Board of Governors of the Bowers Museum of Cultural Art; Natural History Museum of Los Angeles County; Board of Trustees of National Geographic Society; Board of Directors of the Los Angeles Sports & Entertainment Commission; Board of Regents, Loyola High School and Chairman Emeritus of the Board of Trustees at the University of Southern California.

An avid cyclist and mountain climber, Mr. Roski lives in Los Angeles.

**DAN BECKERMAN****President and CEO, AEG and
Alternate Governor, Kings**

Dan Beckerman is President and Chief Executive Officer of AEG, the world's leading sports and entertainment company with operations in facilities, music, sports, global partnerships, entertainment districts and ticketing. On an annual basis, AEG entertains more than 100 million fans, promotes more than 15,000 shows and produces more than 22,000 events.

In addition to his role as President and CEO of AEG, Beckerman represents the Kings on the National Hockey League's Board of Governors, and the LA Galaxy on Major League Soccer's Board of Governors.

Prior to being named President and CEO in 2013, Beckerman was the Chief Operating Officer and Chief Financial Officer for AEG for more than 15 years. In this capacity, he led the company's day-to-day global operations and oversaw financial planning, budgeting, analysis and reporting for all its divisions. He also was responsible for the financial oversight, long-range planning and financing for AEG's multi-billion-dollar real estate projects such as STAPLES Center (Los Angeles), Dignity Health Sports Park (Los Angeles), Sprint Center (Kansas City) and Mercedes-Benz Arena (Berlin), as well as its renowned entertainment districts including L.A. LIVE (Los Angeles), The O2 (London) and the Mercedes Platz (Berlin). Because of the success of its pioneering integrated sports and entertainment districts, AEG is credited with revitalizing neighborhoods and communities in some of the world's largest cities.

Beckerman joined AEG in August 1997 as the Chief Financial Officer of the Kings, where he oversaw all financial activities for the franchise. Prior to joining AEG, he served as Vice President, Finance for the Los Angeles Clippers. Beckerman began his career as a senior accountant at Arthur Andersen in Los Angeles.

Beckerman received his MBA in Finance from the Anderson School at UCLA, as well as a Bachelor of Arts degree in Economics from UCLA. He serves on the Board of the GRAMMY Museum Foundation and on the Board of Advisors of the UCLA Anderson School of Management.

He lives in Los Angeles with his wife and two daughters.



LUC ROBITAILLE

President, Alternate Governor

Luc Robitaille – a member of the Hockey Hall of Fame, the all-time Kings leader in goals scored and the second highest goal scoring left wing in NHL history – is in his fourth season as Kings President as he directs and oversees all hockey and business operations, and his 14th season overall in the Kings front office after working the previous 10 years as President, Business Operations. He played 19 seasons in the NHL, including 14 with the Kings, and won a Stanley Cup in 2002.

In April 2017, Robitaille was promoted to President on the same day Rob Blake was promoted to Vice President and General Manager under Robitaille. Robitaille also is an Alternate Governor with the Kings.

Since his playing career ended, Robitaille, has had a tremendous impact on the Kings in the front office. For the Kings Business Operations department, he has been effective in the areas of Sponsorship Sales and Renewal and Fan and Customer Relations as revenue has more than doubled and the Kings won their first two Stanley Cups. Additionally, the team enjoyed a record sellout streak of 297 consecutive home games including 262 straight regular season contests. The Kings were named the Sports Team of the Year by the Sports Business Journal in 2015.

Under Fan Development, Robitaille has been a driving force to grow the game in Southern California including The Little Kings program and The LA Kings High School Hockey program. Robitaille has helped develop the Kings Care Foundation's principles, values and strategic direction. He is on the Board of Children's Hospital Los Angeles and Ronald McDonald House, and he and his wife Stacia are the co-founders of a non-profit organization, Echoes of Hope.

He has been a driving force behind unique events including the 2010 NHL Entry Draft at STAPLES Center and the Kings hosted the 2017 NHL All-Star Game at STAPLES Center as part of the club's 50th Anniversary Celebration. In 2014 the Kings hosted the Anaheim Ducks in a regular-season outdoor NHL game at Dodger Stadium in front of 54,099 fans. The Kings also played outdoor hockey again in 2015 at Levi's Stadium and in 2020 at the U.S. Air Force Academy.

Robitaille also played for Pittsburgh, the New York Rangers and Detroit. Among NHL left wings, he has recorded the most points (1,394) and assists (726). He has the second most goals (668) – a mark he set in a Kings uniform before being surpassed by Alexander Ovechkin – and he holds the record for most points by a left wing in a single season (125) in 1992-93. He is 13th in overall NHL goal scoring, 22nd in points and he is the only left wing in NHL history to record eight consecutive 40-goal seasons (all in a Kings uniform).

With the Kings, Robitaille ranks third all-time in games played (1,077), second in points (1,154) and fifth in assists (597). In 2006, Robitaille set the franchise record for goals when his 551st goal as a King surpassed former teammate Marcel Dionne. In 1,077 total regular season games as a King, Robitaille had 557 goals. He played in eight NHL All-Star Games with the Kings.

Robitaille, 55 (2/17/66), was selected by the Kings in the ninth round (171st overall) of the 1984 NHL Entry Draft. As a rookie, the Montreal native became the first (and only) Kings player to win the Calder Memorial Trophy and he was named to the NHL's All-Rookie Team in 1987. Later he helped lead the Kings to the club's first trip to the Stanley Cup Final in 1993 as Robitaille set NHL records for the most goals (63) by a left wing.

Robitaille would go on to reach other milestones in a Kings uniform, including his 500th career goal in 1999 and his 1,000th game as a King in 2004. Robitaille became the fifth player to have his jersey retired by the team. In 2009, Robitaille was inducted into the Hockey Hall of Fame, in 2014 he was named a member of the Hockey Hall of Fame Selection Committee, and three years later he named one of the NHL's 100 greatest players.

Luc and Stacia have two sons, Steven and Jesse. They reside in Santa Monica.



ROB BLAKE

Vice President and General Manager

Rob Blake – who was inducted into the Hockey Hall of Fame in 2014 – is in his eighth season with the Kings as an executive and his fourth as the club's Vice President and General Manager. He previously served as the club's Vice President/Assistant General Manager for four seasons before getting promoted to his current job on April 10, 2017.

In his role with the Kings, Blake directs all day-to-day hockey operations for the organization under club President Luc Robitaille, who oversees both hockey and business operations.

On the ice, Blake played 14 of his 20 NHL seasons with the Kings (1990-01 and 2006-08). He also played with the San Jose Sharks (2008-10) and the Colorado Avalanche (2001-06), where he won a Stanley Cup in 2001. He recorded 777 points (240-537=777) in 1,270 regular season games while in 146 playoff games he registered 73 points (26-47=73).

Blake, 50 (12/10/69), served as the Kings captain from 1996-01 and again during the 2007-08 season (six total seasons). He helped lead the Kings to the Stanley Cup Final in 1993; won the franchise's first Norris Trophy in 1998; captured a gold medal at the 2002 Olympics; and made seven trips to the NHL All-Star Game including four as a King.

He also is a two-time winner of the Kings Most Valuable Player Award (1997-98 and 1999-00); a six-time winner of the Kings Outstanding Defenseman Award (1990-91, 1991-92, 1992-93, 1993-94, 1997-98 and 1999-00); a winner of the Most Popular Player Award (1997-98); a winner of the Most Inspirational Award (1997-98); and he is a three-time winner of the Kings Community Service Award (1995-96, 1998-99 and 2000-00). He was named to the NHL's All-Rookie Team in 1991; named to NHL's First All-Star Team in 1998; and he was named to the NHL's Second All-Star Team three times.

Blake was originally selected by the Kings in the fourth round (70th overall) of the 1988 NHL Entry Draft. A native of Simcoe, Ontario, Blake played college hockey at Bowling Green State University. He made his NHL debut with the Kings during the 1989-90 season and his final game came in the 2010 postseason with the Sharks. In January of 2015, Blake became the sixth former Kings player to have his jersey retired.

After retiring as a player Blake worked in the NHL's Player Safety department for three years. He returned to the Kings as the club's Assistant General Manager on July 18, 2013, and before his promotion to his current job part of his responsibilities included serving as General Manager of the Ontario Reign, the Kings primary affiliate (American Hockey League). In 2015 the Kings' then-AHL affiliate, the Manchester Monarchs, won the 2015 Calder Cup Championship.

Blake has also served as General Manager of Canada's National Men's Team for the 2014 IIHF Ice Hockey World Championship and he worked in a Management Staff position on Team Canada's entry in the 2016 World Cup of Hockey. Blake was inducted into the International Ice Hockey Federation Hall of Fame as part of the 2018 World Hockey Championship gold medal game in Copenhagen.

Rob and his wife Brandy live in Manhattan Beach with their children Jack, Brooke and Max.



KELLY CHEESEMAN

Chief Operating Officer, Alternate Governor

Kelly Cheeseman serves as Chief Operating Officer (COO) of the Kings and he represents the Kings as an Alternate Governor. In addition, Cheeseman serves as COO for AEG Sports which oversees multiple sports teams and events including the LA Galaxy (five-time MLS Champions), Ontario Reign (American Hockey League) and Eisbären Berlin of Deutsche Eishockey Liga where he plays an integral executive role and is a member of that hockey franchise's Board of Directors.

In his 20th year with the organization, Cheeseman's day-to-day role as COO for the Kings includes overseeing the Kings various business departments with the goal of maximizing club revenues and growing the team's charitable endeavors. His areas of oversight include Ticket Sales and Service, CRM and Analytics, Marketing, Digital, Game Presentation, Communications and Broadcasting, Hockey Development, Community Relations and Human Resources along with working with AEG Global Partnerships to oversee all sponsorship opportunities for the club.

As part of the senior executive leadership team within the Kings, Cheeseman has played a key role in achieving record organizational success and setting several franchise records in Ticket Sales, Sponsorship and On-line Digital Metrics. Additionally, the team enjoyed a club record sellout streak of 297 consecutive home games including 262 straight regular season contests. In March of 2014, he was named to Street and Smith's Sports Business Journal's Forty Under 40 list, and in 2015 the Kings were named the Sports Team of the Year at the Sports Business Journal's Sports Business Awards event.

During his tenure at AEG, Cheeseman has been an integral part of the success of numerous high profile championship teams and events in Los Angeles including championship boxing, tennis, lacrosse, soccer, cycling, track and field, (3) MLS Cups, (2) Stanley Cup Championships, (2) NHL All-Star Games, NHL Entry Draft, 50th Anniversary Celebration, NHL Premiere in Europe and three Outdoor NHL Games. In 2017 the Kings made more history playing the first two NHL games in China.

Cheeseman has also been a driving force behind Keck Medicine of USC and Meyer Institute of Sport calling the Toyota Sports Performance Center home along with the LA Kings Off-Ice Training Center at the El Segundo facility.

In the community, Cheeseman has been an active board member with both the Kings Care and LA Galaxy Foundations. He helped lead the Kings Care Foundation's five-year pledge to Children's Hospital Los Angeles (CHLA) that includes a \$1,000,000 commitment to the LA Kings Bloodmobile; the Foundation's five-year, \$500,000 commitment to CHLA's Blood Donor Center; and a \$1,000,000 commitment to the YMCA Metro Los Angeles to implement Ball Hockey in all 26 locations. Additionally, Cheeseman played a leading role in the Kings' \$1,000,000 donation to Camp Ronald McDonald for Good Times to fund the construction of the Dining Hall and Activity Center in Mountain Center.

In conjunction with the Kings, Cheeseman serves on the following boards: Discovery Cube Los Angeles, Los Angeles Metro YMCA Board, Redondo Beach Police Foundation and the LA Sports and Entertainment Committee. Among the many highlights include the Kings Care Foundation's partnership with Discovery Cube Los Angeles in 2015 which introduced a permanent Science of Hockey exhibit, a highly interactive, educational and science-based \$2.5-million, 3,000-plus square foot wing of the museum based in the Hansen Dam Recreational Area.

Before joining the Kings and AEG, Cheeseman worked for the Rancho Cucamonga Quakes (California League) as Marketing Manager with a focus on Marketing and Ticket Sales.

A graduate of Northwood University in West Palm Beach, Florida, Cheeseman earned a Bachelor of Arts degree in Marketing Management in 2000. At Northwood he minored in Advertising and MIS. In 1996, he attended Seton Hall University in South Orange, New Jersey. In school, Cheeseman served as Senior Class President; was a Member of the Men's Varsity Baseball Team at both universities; was the 2000 Student Athlete of the Year (Northwood University) and was a member of Who's Who in College Students in North America in 2000.

Kelly and his wife Andrea reside in Redondo Beach with their daughters Emma and Maisie.

KINGS BUSINESS OPERATIONS – VICE PRESIDENTS



DARREN ABBOTT
President of
LA Kings Affiliates and
Senior Vice President,
Revenue, AEG Sports



MICHAEL ALTIERI
Senior Vice
President, Marketing,
Communications and
Content



NICK BAKER
Chief Operating Officer,
Global Partnerships



WANTON DAVIS
Executive Producer,
Live Events



MASON DONLEY
Vice President,
Ticket Sales and
Service



JOE LEIBFRIED
Vice President, Finance



AARON LeVALLEY
Senior Vice President,
Business Operations
and Strategy



RYAN MILLER
Vice President,
Ticket Sales and
Business Development



NAM McGRAIL
Senior Vice President,
Partnership Activation



JENNIFER POPE
Vice President,
Community Relations,
Team Services and
Hockey Development



RUSSELL SILVERS
Chief Operating Officer,
Global Partnerships



JOSH VILLEUX
Senior Vice President,
Corporate Partnerships



JEFF SOLOMON

Executive Vice President/ Hockey Operations and Legal Affairs

Jeff Solomon is in his 15th season with the Kings, currently serving as Executive Vice President/Hockey Operations and Legal Affairs. Solomon is responsible for the negotiation of player contracts, development of strategic salary cap plans and management of all matters related to the NHL Collective Bargaining Agreement.

Prior to joining the Kings, Solomon served as an NHLPA Certified Agent for 20 years. During that time, Solomon represented hundreds of NHL hockey players including former Kings Tony Granato and Nelson Emerson.

Solomon has extensive experience working with the NHL Entry Level System, restricted and unrestricted free agency and all aspects of the NHL Collective Bargaining Agreement and its arbitration system.

Prior to representing professional hockey players, Solomon practiced law in California where he specialized in tax and estate planning. His post-graduate experience includes work as an international tax specialist and financial consultant. Solomon earned a Bachelor of Arts in Business Administration from Rutgers University and a Juris Doctorate from the University of San Diego School of Law.



NELSON EMERSON

Director of Player Personnel

Nelson Emerson is in his third season as Director of Player Personnel after spending the previous 10 seasons in the Player Development department. He was originally named to the coaching staff on July 10, 2006 and spent the two seasons as an Assistant Coach after serving as a Coaches Aide in 2003-04.

The native of Hamilton, Ontario appeared in 771 career games, including 124 with the Kings from 2000-02, and recorded 488 points (195-293) overall. Originally selected by the St. Louis Blues in the third round (44th overall) of the 1985 NHL Entry Draft, the forward also had 22 points (7-15) in 40 playoff games.

Emerson, 53 (8/17/67), was a two-time All-American, a three-time CCHA All-Star, a finalist for the Hobey Baker Award three times (1988-90), and a teammate of Rob Blake while at Bowling Green State University of the Central Collegiate Hockey Association (CCHA). He remains the school's all-time leading scorer with 294 points. He also finished as the CCHA's all-time leading scorer and is seventh on the NCAA's all-time points list. Nelson and his wife June reside in Manhattan Beach with their four children: Daughters Mackenzie and Madelyn, and sons Quinn and Blake.




MARK YANNETTI

Director of Amateur Scouting

Mark Yannetti is in his 15th season with the Kings and 14th as Director of Amateur Scouting. During the 2006-07 season, he served as a Pro Scout for the Kings before being named to his current position on June 5, 2007.

Prior to coming to Los Angeles, the native of Boxford, Massachusetts served as an Amateur Scout with the Toronto Maple Leafs beginning in 2004. In that role, he monitored prospects in the Quebec Major Junior Hockey League as well as Hockey East, the Eastern Collegiate Athletic Conference, the Central Collegiate Hockey Association, the United States Hockey League, the U.S. National Development Team and other select leagues. He also served as Pro Scout from 2000-04. Prior to that assignment, he was the Advance Scout of potential opponents for the Stanley Cup Playoffs from 1999-04.

Yannetti became a scout after six seasons of professional hockey. He turned pro after earning Second Team All-America honors from the American Hockey Coaches Association following his senior season at Williams College in 1993-94. The defenseman played three seasons with the Ephs after beginning his collegiate career at Brown University in 1990-91. Mark, 49 (6/7/71), lives in Boston.



GLEN MURRAY

Director of Player Development

Glen Murray began serving as Director of Player Development in June of 2018 after holding multiple roles in the Player Development department dating back to 2016. The former Kings forward joined the front office on a part-time basis in 2011-12 during the club's first Stanley Cup championship season. After four-plus seasons as a Consultant he formally served in Player Development from 2016-18 until his most recent promotion.

A native of Halifax, Nova Scotia, Murray played 16 seasons in the NHL including his time with the Kings from 1996-02. He played in 1,009 regular season games and recorded 651 points (337-314=651) with the Los Angeles, Boston and Pittsburgh.

He also played in 94 postseason games where he recorded 42 points. A two-time All-Star, Murray recorded a career-high in 2002-03 with 44 goals, 48 assists and 92 points in 82 games. He scored as many as 28 goals in a season five different times including a team-high 29 goals with the Kings during the 1997-98 season. His 41 goals in 2001-02 were second most in the NHL.

Glen, 48 (11/1/72), and his wife Katie have three children: Parker, Hunter and Payton.



MIKE O'CONNELL

Senior Advisor to the General Manager/Development

Mike O'Connell is in his 15th season with the Kings and is currently Senior Advisor to the General Manager/Development. Prior to joining the organization, he spent six seasons as Vice President and General Manager of the Boston Bruins.

O'Connell spent 20 years in the NHL with Boston as a player, Assistant Coach (1991-92), Head Coach (interim basis for nine games in 2002-03) and front office executive. He was instrumental in assembling two Northeast Division winners before he left in March of 2006. He also served as Head Coach of Providence (AHL) for two seasons from 1992-94.

A native of Chicago, O'Connell enjoyed a 13-year career as a defenseman with the Bruins, Red Wings and Blackhawks. He recorded three 50-plus point seasons (1982-85) and was an NHL All-Star in 1984. He still holds the Bruins record for longest goal streak by a defenseman with seven games. It was also an NHL record for 25 years before Mike Green set a new mark in February of 2009.

Mike, 64 (11/25/55), and his wife Rosemary reside in Cohasset, Massachusetts. They have a daughter, Kristen, and two sons, Matthew and Gregory.



RON HEXTALL

Advisor to Hockey Operations

Ron Hextall was named Advisor, Hockey Operations on September 18, 2019 and is in his second season in that capacity. He re-joined the Kings organization after spending the majority of the previous five seasons as General Manager of the Philadelphia Flyers. He also spent a portion of seven seasons (2006-07 to 2012-13) in Los Angeles as Vice President and Assistant General Manager with the Kings, including the club's first Stanley Cup Championship season in 2012.

A former netminder, Hextall enjoyed a tremendous playing career, retiring in 1999 after appearing in 608 regular season games during a 13-year career with Philadelphia, Quebec and the New York Islanders. He posted a 296-214-69 record, a 2.98 goals-against average and a .895 save percentage. Hextall won the Vezina Trophy in 1986-87 and the Conn Smythe Trophy that same season as the Flyers advanced to the Stanley Cup Final. Originally selected by the Flyers in the sixth round (119th overall) in the 1982 NHL Entry Draft, the Brandon, Manitoba native also represented Team Canada on multiple occasions, including the 1987 Canada Cup and 1992 World Championship. Ron, 56 (5/3/64), and his wife Diane have four children: Kristin, Brett, Rebecca and Jeffrey.



TODD McLELLAN

Head Coach

The Kings named Todd McLellan as the club's new head coach on April 16, 2019. McLellan is the 29th head coach in club history and he joined the Kings with a wealth of experience as an NHL head coach.

Upon joining the Kings, McLellan had already logged 11 seasons as a head coaching in both Edmonton (three-plus seasons with the Oilers) and San Jose (seven seasons with the Sharks). He has also won at the highest levels in the game (Stanley Cup Champion as an assistant coach with the Detroit Red Wings in 2008).

McLellan's has a career record of 463-317-96 in 876 regular season games. His 463 regular season wins are tied for 30th all-time. McLellan-led teams have eclipsed the 50-win plateau three times and 100-plus points five times during his coaching career. Additionally, his teams have advanced to the Stanley Cup Playoffs in seven of his 10 full seasons behind an NHL bench and he has a career post-season record of 37-38.

In his first season with the Kings, the club posted a 29-35-6 record. At the time the season ended at the 70-game mark, the Kings were enjoying a seven-game winning streak, which is tied for the seventh longest streak in franchise history. The club under McLellan also tied for third in the league in shots for/GP and tied for fifth in the league in shots against/GP.

McLellan most recently served as the head coach of the Oilers for three-plus seasons. He had a 123-119-24 record in 266 regular season games with the Oilers. He led the Oilers to a 47-26-9 record and 103 points during the 2016-17 season, a season in which the Oilers finished in second place in the Pacific Division before getting to within one win of advancing to the Western Conference Final (lost 2-1 to Anaheim in Game 7 of the Pacific Division Final). The 2016-17 season marked the first 100-plus point season for the Oilers since 1986-87, and the furthest advancement for the Oilers in the playoffs since 2005-06.

In 2014-15, McLellan served as the head coach of Team Canada at the 2015 World Hockey Championship, leading Canada to its first gold medal since 2007. The team had an undefeated record of 10-0 and an impressive 6-1 win over Team Russia in the Gold Medal Final. He was also the head coach of Team North America at the 2016 World Cup of Hockey.

McLellan spent seven seasons as the head coach of the San Jose Sharks prior to joining the Oilers, posting a record of 311-163-66 in 540 regular season games (.637 points percentage). During his tenure in San Jose, McLellan led the Sharks to six playoff appearances, six 40-plus win seasons, four 100-point seasons, a Presidents' Trophy (2009), three Pacific Division titles and San Jose made back-to-back appearances in the Western Conference Final (2010 and 2011).

No head coach in NHL history has won more games in their first four seasons behind the bench than the 195 collected by McLellan from 2008-12. In 2010, McLellan became just the third head coach in NHL history to record 50-plus wins in his first two seasons as a bench boss. McLellan was named a finalist for the NHL's Jack Adams Trophy in 2008-09.

Prior to joining San Jose, McLellan spent three seasons as an assistant coach with the Red Wings. One of McLellan's key responsibilities was Detroit's power play, which finished first in the NHL in 2005-06 (22.1 percent) and third in 2007-08 (20.7 percent). McLellan won a Stanley Cup in 2008 with the Wings, as well as two Presidents' Trophies (2006 and 2008).

Before re-entering the NHL as a coaching, McLellan spent four seasons as the head coach with the American Hockey League's (AHL) Houston Aeros, capturing the 2003 Calder Cup Championship. Under his guidance the Aeros won 154 wins and made four consecutive trips to the playoffs, and he was named the 2003 Minor Coach of the Year by The Hockey News. He was also selected to coach two AHL All-Star Games during his tenure in Houston.

McLellan spent the 2000-01 season as the head coach of the Cleveland Lumberjacks of the International Hockey League (IHL). The Lumberjacks posted 43 regular season wins before advancing to the playoffs.

McLellan also spent six seasons in junior hockey as the head coach with the Swift Current Broncos of the Western Hockey League (WHL), where he also served as the general manager in his final four seasons. He was named the WHL Executive of the Year in 1997 and WHL Coach of the Year in 2000. The Broncos also captured division titles in 1996 and 2000 under McLellan.

McLellan, 53 (10/3/67), was born in Melville, Saskatchewan. He played his junior hockey in the WHL with the Saskatoon Blades and he was drafted by the New York Islanders in the fifth round (104th overall) of the 1986 NHL Draft. He played parts of two seasons with Springfield of the AHL, and he played in five games with the Islanders during the 1987-88 season, posting two points (1-1=2) before a shoulder injury ended his playing career.




TRENT YAWNEY

Assistant Coach

Trent Yawney was named Assistant Coach for the Kings on June 18, 2019 after serving in the same capacity with the Edmonton Oilers in 2018-19 (under Todd McLellan) and four years (2014-18) with the Anaheim Ducks. The native of Hudson Bay, Saskatchewan, has more than 15 years of coaching experience, including Head Coach of the Chicago Blackhawks in 2005 for part of two seasons. He also served under McLellan in San Jose for three years (2008-11). In the American Hockey League, he was Head Coach of the Norfolk Admirals for seven seasons (2000-05; 2011-14).

As a player, Yawney amassed 129 points (27-102) and 783 penalty minutes in 593 games over 12 seasons with Chicago (1987-91; 1997-99), Calgary (1991-96) and St. Louis (1996-97). He was drafted by Chicago in the third round (45th overall) of the 1984 NHL Entry Draft. Yawney, 55 (9/29/65), also represented Team Canada on multiple occasions, including the 1988 Winter Olympics Games (team captain) and the 1991 and 1992 World Championship, winning a Silver Medal in 1991.

Yawney and McLellan also played together for two seasons with the Saskatoon Blades of the Western Hockey League from 1983-85. Trent and his wife, Charlane, have two children – Ashley and Conor.



MARCO STURM

Assistant Coach

Marco Sturm was named a Kings assistant coach on November 4, 2018. He is currently in his third season as a member of the Kings coaching staff and his second full season.

At the time he joined the Kings coaching staff, the former Kings forward was serving as the head coach and general manager of the German National Team. His coaching resume in his native Germany includes winning the 2015 Deutschland-Cup title as head coach and general manager; coaching the German entry at the 2016 World Championship to a quarterfinal appearance; coaching the squad to another quarterfinal appearance at the 2017 IIHF World Championship; and earning a Silver Medal at the 2018 Winter Olympic Games after winning a qualifying tournament for Olympic participation in 2016.

Sturm, 42 (9/8/78), is a native of Dingolfing, Germany. He appeared in 938 NHL games during his playing career that spanned over 14 seasons. He registered 487 total points during his career (242-245=487), a career plus-59 rating and 446 penalty minutes. He played for six different teams including eight seasons with San Jose.

Marco and his wife, Astrid, have two children.



BILL RANFORD

Goaltending Coach

Bill Ranford joined the Kings in July of 2006 and is the longest tenured Goaltending Coach in team history entering his 15th season. Under his tutelage, the team goals-against average dropped steadily during each of his first six seasons and the club won the William M. Jennings Trophy (lowest goals-against average) in 2013-14 and 2017-18.

A two-time Stanley Cup Champion (1988, 1990) with the Edmonton Oilers, Ranford won the Conn Smythe Trophy and shares the single-season playoff record for most wins (16) in 1990. Originally selected by Boston in the third-round (52nd overall) of the 1985 NHL Entry Draft, Ranford had a 240-279-76 record in 647 games over 15 seasons with the Oilers, Bruins, Red Wings, Lightning and Capitals. He was an All-Star in 1990-91.

Prior to joining the Kings staff, Ranford, 53 (12/14/66), was the Goaltending Consultant for the Vancouver Giants of the Western Hockey League (two seasons) and the Burnaby Express of the British Columbia Hockey League (Tier II Junior), of which he was a part-owner. Ranford served as the "stunt double" for Jim Craig in the movie Miracle about Team USA during the 1980 Winter Olympics. A native of Brandon, Ranford is a member of the Manitoba Sports Hall of Fame.

Bill and his wife Kelly have two children: daughters Cassidy and Tristan.



DR. JOHN MEYER

Director, Player Health and Performance

Dr. John Meyer is in his fourth season as the Director of Player Health and Performance for the Kings. As a clinician, Dr. Meyer has practiced in the Los Angeles community for more than 20 years, specializing in biomechanical movement analysis and its relationship with orthopedic and sports injuries.

Dr. Meyer is the President and CEO of the Meyer Institute of Sport in Los Angeles, which is based at the Toyota Sports Performance Center in El Segundo. He and his team provide physical therapy, biomechanical movement analysis and preventative sports performance programs to the Kings and a variety of elite professional athletes from the NHL, NFL, NBA, MLB, UFC, USA Volleyball and Track and Field.

Dr. Meyer previously served as the Associate Athletic Director of Sports Science and Performance for the Department of Athletic Medicine at the University of Southern California

His interests in spinal disorders, and upper and lower extremity injuries, have led him to serve as an Adjunct Assistant Professor of Clinical Physical Therapy at the University of Southern California in the Departments of Biokinesiology and Physical Therapy. He frequently lectures throughout the country to physical therapists, doctors and other healthcare practitioners on various topics related to movement disorders and sports performance.

He attained his Doctor of Physical Therapy degree and Orthopedic Residency Certificate from the University of Southern California. Dr. Meyer is a Board-Certified Specialist in Orthopedics.

A native of Hutchinson, Kansas, John resides in Manhattan Beach with his wife, Dr. Lisa Meyer, and their two daughters.



CHRIS KINGSLEY

Head Athletic Trainer

Chris Kingsley is in his 15th season as Head Athletic Trainer with the Kings. He was named to his position on August 1, 2006.

Kingsley had most recently held the same role with the Kings' then primary American Hockey League (AHL) affiliate, the Manchester Monarchs, where he had worked since the franchise began play in 2001. Prior to the Monarchs, he spent his first three AHL seasons with the Lowell Lock Monsters. He was a member of the Team USA Training Staff for the World Cup of Hockey in 2016 and the NHL All-Star Game at STAPLES Center in 2017.

Before arriving in the AHL, Kingsley worked seven years at Cushing Academy in Ashburnham, Massachusetts, as the school's Director of Sports Medicine.

Kingsley graduated from North Adams State College in 1990, earning a Bachelor of Arts degree in Biology with a concentration in Sports Medicine. He also attended Indiana State University, where he earned a Master of Science degree in Athletic Training in 1995.

Chris and his wife Sue have two children: Jonathan and Jaclyn. They reside in the South Bay.



DARREN GRANGER

Head Equipment Manager


Darren Granger is in his 15th season as Head Equipment Manager with the Kings. He was named to his position on June 1, 2006.

Granger came to the Kings with a great deal of experience. Prior to the Kings, he spent 13 seasons as the Assistant Equipment Manager with the Vancouver Canucks. He has also served as the Equipment Manager at the 2017, 2015 and 1998 NHL All-Star Games, with the 2017 contest taking place at STAPLES Center. In March of 2019 he was recognized by the Kings for working his 2,000th hockey game.

He was Equipment Manager for the gold-medal-winning Team Canada squad at the 2014 Winter Olympic Games in Russia, and he has also represented that organization at the 2016 World Cup of Hockey, the 2010, 2008, 2006 and 1999 World Championships, the 1996 World Cup and the 1992 World Junior Championship. In 2004, he received the Larry Ashley Award from the British Columbia Hockey Hall of Fame for dedication and spirit toward the game of hockey.

Prior to joining the Canucks, the Brandon, Manitoba-born Granger worked for five years as a Trainer for the Brandon Wheat Kings of the Western Hockey League.

Darren lives in Redondo Beach with his wife, Cathy, their daughter, Sadie, and their son, Chase.



MATT PRICE

Head Strength and Conditioning Coach

Matt Price is in his seventh season as the Head Strength and Conditioning Coach for the Kings. He was hired to his current position in September 2014.

Price has a wealth of experience. After an accomplished playing career as a hockey player, he turned his athletic experience and post-graduate education into a successful career as a strength and physiology expert. During that 15-year period, Price has trained countless professional hockey players and Canada's national Alpine Ski Team.

Prior to joining the Kings, Price worked for the Canadian Sports Institute Ontario where he served as Lead, Strength and Conditioning for the Institute as well as for Cycling Canada. He had also led Alpine Canada's Strength and Conditioning and Sports Science since 2007, and that group included multiple Olympic and World Championship medals.

In addition to training, Price has designed his Olympic and professional athlete's health and performance-based supplement programs to support training and competition. He holds an undergraduate degree in Kinesiology (Acadia University) and a Master's degree in Kinesiology (University of Calgary).

Matt is a native of Holland Landing, Ontario. He lives in Marina del Rey with his wife Ashley and their son Bodin.



BLUE

Blue Shield of California is proud to support the
LA Kings and their loyal fans.



© 2020 Blue Shield of California is an independent member of the Blue Shield Association (2/20)



LA KINGS 2020 - 2021 MEDIA GUIDE

PLAYERS

LA KINGS

MICHAEL AMADIO

Center

10

MICHAEL AMADIO

(MIGH-kuhl ah-MAD-ee-oh)

Shoots: Right

Height: 6-1

Weight: 204

Age: 24

(Turns 25 on May 13, 2021)

Birthplace:

Sault Ste. Marie,
Ontario (May 13, 1996)

Acquired by Kings:

Selected by the Kings
in the third round
(90th overall) in the
2014 NHL Draft.

Played in a
CAREER-HIGH
68 GAMES
during the
2019-20 season

**LAST SEASON:**

2019-20: Played in a career-high 68 games with the Kings, posting a career-high 16 points (6-10=16)... Set a career-high in assists and tied his career-high in goals...Recorded two multi-point games, Oct. 12 vs. NSH and Nov. 21 vs. EDM, both two-point games (1-1=2), tying his career-high...Set a career-high with 17:34 TOI, Oct. 7 at CGY.

LAST AMATEUR CLUB:

North Bay, OHL.

CAREER STATISTICS

SEASON	TEAM	LEAGUE	REGULAR SEASON					PLAYOFFS				
			GP	G	A	PTS	PIM	GP	G	A	PTS	PIM
2015-16	Ontario Reign	AHL	-	-	-	-	-	11	1	4	5	0
2016-17	Ontario Reign	AHL	68	16	25	41	4	5	2	0	2	0
2017-18	Ontario Reign	AHL	32	11	24	35	12	4	1	3	4	2
2017-18	Los Angeles Kings	NHL	37	4	4	8	8	1	0	1	1	0
2018-19	Los Angeles Kings	NHL	43	6	7	13	6	-	-	-	-	-
2018-19	Ontario Reign	AHL	28	8	18	26	12	-	-	-	-	-
2019-20	Los Angeles Kings	NHL	68	6	10	16	10	-	-	-	-	-
NHL/KINGS Totals			148	16	21	37	24	1	0	1	1	0

CAREER HIGHLIGHTS**FIRST NHL GAME:**

Oct. 26, 2017 at Montreal

FIRST NHL GOAL:

Nov. 2, 2017 vs. Toronto

FIRST NHL ASSIST:Jan. 21, 2018 vs. NY
Rangers**MOST POINTS, GAME:**2, 5x's (Last: Nov. 21, 2019
vs. Edmonton)**MOST GOALS, GAME:**

2, Feb. 17, 2018 at Buffalo

MOST ASSISTS, GAME:

2, Dec. 8, 2018 at Vegas

HIGHEST PLUS/MINUS:

+3, Dec. 8, 2018 at Vegas

HIGHEST TIME ON ICE:17:34, Oct. 8, 2019
at Calgary**MOST SHOTS:**5, 2x's (Last: Nov. 29, 2019
at San Jose)**LONGEST POINT STREAK:**4, March 26 to April 1, 2019:
1-3=4**LONGEST GOAL STREAK:**

None

LONGEST ASSIST STREAK:2, 3x's (Last: March 26 to
March 28, 2019: 2a)**CAREER****POWER-PLAY GOALS:**1, Jan. 21, 2018
vs. NY Rangers**CAREER****SHORT-HANDED GOALS:**

None

CAREER**GAME-WINNING GOALS:**

None

CAREER PENALTY SHOTS:

None

CAREER OVERTIME GOALS:

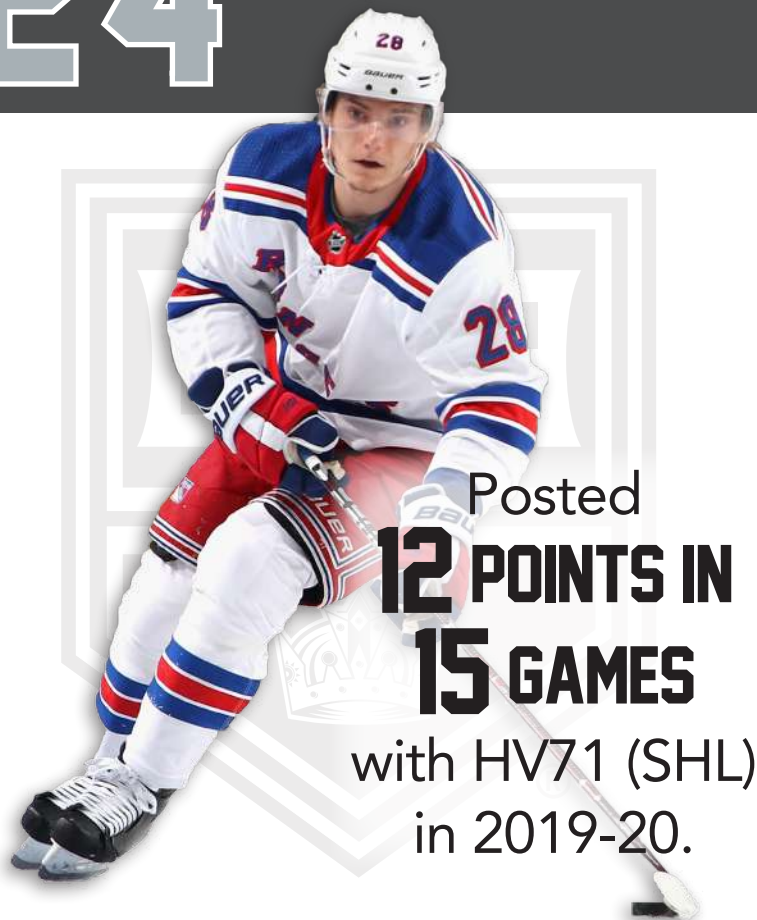
None

CAREER SHOOTOUT**GOALS/ATTEMPTS:**
0/2 (0.00 percent)**CAREER PLUS-MINUS:** -14

LIAS ANDERSSON

Center

24



Posted
12 POINTS IN
15 GAMES
 with HV71 (SHL)
 in 2019-20.

LIAS ANDERSSON

(lee-AHS AN-duhr-suhn)

Shoots: Left
Height: 6-1
Weight: 190

Age: 22
 (Turns 23 on Oct. 13,
 2021)
Birthplace:
 Smogen,
 Sweden (Oct. 13, 1998)

Acquired by Kings:
 From NYR for second
 round pick in 2020 NHL
 Draft on Oct. 7, 2020.

**LAST SEASON:**

2019-20: Began the season with the NY Rangers, recording one point (0-1=1) in 17 games...Played in 13 games with Hartford (AHL), posting five points (4-1=5)...Loaned mid-season to HV71 (SHL), where he tallied 12 points (7-5=12) in just 15 games before the season was stopped.

LAST AMATEUR CLUB:

HV71 J20, J20 SuperElit.

TRANSACTIONS:

Selected by NYR in the first round (7th overall) in the 2017 NHL Draft.

INTERNATIONAL PLAY:

Played for Team Sweden at the following tournaments: World Championships (2018, 10 GP, 1-1=2, plus-3, gold medal); World Junior Championships (2018, 7 GP, 6-1=7, plus-5, captain, silver medal), (2017, 7 GP, 3-0=3, plus-2); World U18 Championships (2016, 7 GP, 5-4=9, assistant captain, silver medal).

CAREER STATISTICS

SEASON	TEAM	LEAGUE	REGULAR SEASON					PLAYOFFS				
			GP	G	A	PTS	PIM	GP	G	A	PTS	PIM
2015-16	HV71	SHL	22	0	0	0	6	4	0	0	0	0
2016-17	HV71	SHL	42	9	10	19	18	16	4	1	5	18
2017-18	Hartford Wolf Pack	AHL	25	5	9	14	8	—	—	—	—	—
2017-18	New York Rangers	NHL	7	1	1	2	0	—	—	—	—	—
2018-19	Hartford Wolf Pack	AHL	36	6	14	20	25	—	—	—	—	—
2018-19	New York Rangers	NHL	42	2	4	6	29	—	—	—	—	—
2019-20	New York Rangers	NHL	17	0	1	1	4	—	—	—	—	—
2019-20	Hartford Wolf Pack	AHL	13	4	1	5	14	—	—	—	—	—
2019-20	HV71	SHL	15	7	5	12	6	—	—	—	—	—
NHL Totals			66	3	6	9	33	—	—	—	—	—

CAREER HIGHLIGHTS**FIRST NHL GAME:**

March 26, 2018 vs.
 Washington (with NYR)

FIRST NHL GOAL:

March 26, 2018 vs.
 Washington (with NYR)

FIRST NHL ASSIST:

March 28, 2018 at
 Washington (with NYR)

MOST POINTS, GAME:

1, 9x's (Last: Oct. 27, 2019
 vs. Boston; with NYR)

MOST GOALS, GAME:

1, 3x's (Last: April 3, 2019
 vs. Ottawa; with NYR)

MOST ASSISTS, GAME:

1, 6x's (Last: Oct. 27, 2019
 vs. Boston; with NYR)

HIGHEST PLUS/MINUS:

+1, 10x's (Last: Oct. 5, 2019
 at Ottawa; with NYR)

HIGHEST TIME ON ICE:

16:09, Nov. 29, 2018
 at Ottawa (with NYR)

MOST SHOTS:

3, 7x's (Last: Nov. 14, 2019
 at Tampa Bay; with NYR)

LONGEST POINT STREAK:

2, March 26 to 28, 2018:
 1-1=2 (with NYR)

LONGEST GOAL STREAK:

None

LONGEST ASSIST STREAK:

None

CAREER

POWER-PLAY GOALS:
 None

CAREER

SHORT-HANDED GOALS:
 1, April 3, 2019
 vs. Ottawa (with NYR)

CAREER

GAME-WINNING GOALS:
 None

CAREER

PENALTY SHOTS:
 None

CAREER OVERTIME GOALS:

None

CAREER SHOOTOUT GOALS/ATTEMPTS:

None

CAREER PLUS-MINUS: -20

ANDREAS ATHANASIOU Left Wing

22



Tied his *career high*
by scoring
2 GOALS
on three separate
occasions for the
14TH TIME
in his career last season
with DET.

CAREER HIGHLIGHTS

FIRST NHL GAME:

Nov. 8, 2015
vs. Dallas (with Detroit)

FIRST NHL GOAL:

Nov. 10, 2015
vs. Washington (with Detroit)

FIRST NHL ASSIST:

Feb. 6, 2016
vs. NY Islanders (with
Detroit)

MOST POINTS, GAME:

3, 3x's (Last: Feb. 1, 2019
vs. Toronto; with Detroit)

MOST GOALS, GAME:

2, 14x's (Last: Feb. 18, 2020
vs. Montreal ;with Detroit)

MOST ASSISTS, GAME:

3, Feb. 1, 2019
vs. Toronto (with Detroit)

HIGHEST PLUS/MINUS:

+3, 2x's (Last: Nov. 13, 2018
vs. Arizona; with Detroit)

HIGHEST TIME ON ICE:

24:13, March 7, 2019
vs. NY Rangers (with Detroit)

MOST SHOTS:

8, 2x's (Last: April 7, 2018
vs. NY Islanders; with
Detroit)

Shoots: Left

Height: 6-2

Weight: 188

Age: 26

(Turns 27 on August 6,
2021)

Birthplace:


Woodbridge, Ontario
(August 6, 1994)

ANDREAS ATHANASIOU

(ahn-DRAY-uhs ath-ah-nah-SEE-yew)

Acquired by Kings:

Signed by the Kings
as an unrestricted free
agent on Dec. 29, 2020.



LAST SEASON:

2019-20: Started the season with Detroit, his fifth season with the Red Wings...Appeared in 46 games posting 24 points (10-14=24)...Tied his career high, scoring two goals on three separate occasions (14 times in his career)...Traded to Edmonton before the deadline and appeared in nine games with the Oilers, posting two points (1-1=2) before the season was cut short...Played in four games with Edmonton during the postseason, going scoreless.

LAST AMATEUR CLUB: Barrie, OHL.

TRANSACTIONS:

Selected by DET in the fourth round (110th overall) in the 2012 NHL Entry Draft...Traded to EDM by DET with Ryan Kuffner for Sam Gagner, a second-round selection in the 2020 NHL Draft and a second-round selection in the 2021 NHL Draft on Feb. 24, 2020.

CAREER STATISTICS

SEASON	TEAM	LEAGUE	REGULAR SEASON					PLAYOFFS				
			GP	G	A	PTS	PIM	GP	G	A	PTS	PIM
2013-14	Grand Rapids Griffins	AHL	2	1	2	3	0	6	0	1	1	6
2014-15	Grand Rapids Griffins	AHL	55	16	16	32	25	16	5	4	9	6
2015-16	Grand Rapids Griffins	AHL	26	8	8	16	9	6	2	3	5	2
2015-16	Detroit Red Wings	NHL	37	9	5	14	5	5	1	0	1	0
2016-17	Detroit Red Wings	NHL	64	18	11	29	28	—	—	—	—	—
2017-18	Detroit Red Wings	NHL	71	16	17	33	16	—	—	—	—	—
2018-19	Detroit Red Wings	NHL	76	30	24	54	38	—	—	—	—	—
2019-20	Detroit Red Wings	NHL	46	10	14	24	26	—	—	—	—	—
2019-20	Edmonton Oilers	NHL	9	1	1	2	4	4	0	0	0	2
NHL Totals			303	84	72	156	117	9	1	0	1	2

LONGEST POINT STREAK:

4, Nov. 11 to Nov. 19, 2017:
4-2=6

LONGEST GOAL STREAK:

3, 3x's (Last: Dec. 31, 2018
to Jan. 4, 2019: 3g; with
Detroit)

LONGEST ASSIST STREAK:

3, Nov. 9 to Nov. 13, 2018:
3a (with Detroit)

CAREER

POWER-PLAY GOALS:

8, Feb. 13, 2020
at New Jersey (with Detroit)

CAREER

SHORT-HANDED GOALS:

1, April 6, 2016 vs.
Philadelphia (with Detroit)

CAREER

GAME-WINNING GOALS:

12, Last: Feb. 18, 2020 vs.
Montreal (with Detroit)

CAREER PENALTY SHOTS:

2/4, Last: Feb. 14, 2019 vs.
Ottawa (vs. A. Nilsson) –
Scored (with Detroit)

CAREER OVERTIME GOALS:

4, Last: Nov. 21, 2018 vs.
Boston (with Detroit)

CAREER SHOOTOUT


GOALS/ATTEMPTS:
6/14 (42.9 percent)

CAREER PLUS-MINUS: -76

DUSTIN BROWN

Right Wing

23



Surpassed **Dave Taylor's** franchise record **for most games played** (regular season & playoffs) with

1,204 GAMES

on Oct. 8, 2019 at Calgary.

DUSTIN BROWN

(DUHS-tihn BROWN)

Shoots: Right

Height: 6-0

Weight: 215

Age: 36

(Turns 37 on
Nov. 4, 2021)

Birthplace:

Ithaca, N.Y.
(Nov. 4, 1984)

Acquired by Kings:

Selected by the Kings in
the first round
(13th overall) in the
2003 NHL Entry Draft.

2

-Time
Stanley Cup
Champion



7

-Time
20-goal
scorer

Alternate captain for
Team USA at the 2010 Winter
Olympics (won a silver medal) and
again in 2014

Has spent his entire
16-year NHL career
with the Kings

CAREER HIGHLIGHTS

FIRST NHL GAME:

Oct. 9, 2003 at Detroit

FIRST NHL GOAL:

Nov. 22, 2003 at Colorado

FIRST NHL ASSIST:

Nov. 5, 2003 at Florida

MOST POINTS, GAME:

4, 6x's (Last: March 7, 2020
vs. Minnesota)

MOST GOALS, GAME:

4, April 5, 2018 vs.
Minnesota

MOST ASSISTS, GAME:

3, 2x's (Last: Oct. 21, 2017
at Columbus)

HIGHEST PLUS/MINUS:

+5, Oct. 21, 2017 at
Columbus

HIGHEST TIME ON ICE:

25:07, April 5, 2018 vs.
Minnesota

MOST SHOTS:

11, 2x's (Last: Feb. 10, 2018
at Tampa Bay)

LONGEST POINT STREAK:

10, Feb. 25 to Mar. 16,
2012: 5-10=15

LONGEST GOAL STREAK:

5, Jan. 17 to Jan. 31, 2009:
6g

LONGEST ASSIST STREAK:

7, 2x's (Last: Dec. 2, to Dec.
18, 2010: 9a)

CAREER

POWER-PLAY GOALS:

96, Last: Jan. 14, 2020 at
Tampa Bay

CAREER

SHORT-HANDED GOALS:

6, Last: Nov. 3, 2018 vs.
Columbus

CAREER

GAME-WINNING GOALS:

41, Last: Mar. 7, 2020 vs.
Minnesota

CAREER PENALTY SHOTS:


3/7, Last: Nov. 3, 2018 vs.
Columbus (vs. Bobrovsky)
– Scored

CAREER OVERTIME GOALS:

9, Last: Dec. 31, 2018 at
ColoradoCAREER SHOOTOUT
GOALS/ATTEMPTS:

19/68 (27.9 percent)

CAREER PLUS-MINUS: -30

**LAST SEASON:**

2019-20: Surpassed Dave Taylor's franchise record for most total games played (regular season and playoffs) by appearing in his 1,204th game, Oct. 8 at CGY...Tallied seven multi-point games, including logging the only game of four-or-more points by a Kings player...Registered a three-game point streak (1-3=4), Nov. 2-7...Missed four games due to an illness, Dec. 27-Jan. 4...Recorded a season-long five-game point streak (2-3=5), Jan. 14-30...Tallied his first multi-goal game of the season (2-0=2), Feb. 18 at WPG...Registered his sixth career hattrick and tied his career high in points (sixth time), recording four points (3-1=4) and his only game-winning goal of the season, March 7 vs. MIN.

LAST AMATEUR CLUB: Guelph, OHL.

INTERNATIONAL PLAY: Played for Team USA at the following tournaments: Olympics (2014, 6 GP, 2-1=3, alternate captain), (2010, 6 GP, 0-0=0, alternate captain, silver medal)...World Championships (2009, 9 GP, 3-5=8, team captain), (2008, 7 GP, 5-4=9), (2006, 7 GP, 5-2=7), (2004: 9 GP, 1-3=4, bronze medal)...World Junior Championships (2003, 7 GP, 2-2=4), (2002, 7 GP, 1-3=4).

CAREER STATISTICS

SEASON	TEAM	LEAGUE	REGULAR SEASON					PLAYOFFS				
			GP	G	A	PTS	PIM	GP	G	A	PTS	PIM
2003-04	Los Angeles Kings	NHL	31	1	4	5	16	—	—	—	—	—
2004-05	Manchester Monarchs	AHL	79	29	45	74	96	6	5	2	7	10
2005-06	Los Angeles Kings	NHL	79	14	14	28	80	—	—	—	—	—
2006-07	Los Angeles Kings	NHL	81	17	29	46	54	—	—	—	—	—
2007-08	Los Angeles Kings	NHL	78	33	27	60	55	—	—	—	—	—
2008-09	Los Angeles Kings	NHL	80	24	29	53	64	—	—	—	—	—
2009-10	Los Angeles Kings	NHL	82	24	32	56	41	6	1	4	5	6
2010-11	Los Angeles Kings	NHL	82	28	29	57	67	6	1	1	2	6
2011-12	Los Angeles Kings	NHL	82	22	32	54	53	20	8	12	20	34
2012-13	Los Angeles Kings	NHL	46	18	11	29	22	18	3	1	4	8
2013-14	Los Angeles Kings	NHL	79	15	12	27	66	26	6	8	14	22
2014-15	Los Angeles Kings	NHL	82	11	16	27	26	—	—	—	—	—
2015-16	Los Angeles Kings	NHL	82	11	17	28	30	5	0	1	1	4
2016-17	Los Angeles Kings	NHL	80	14	22	36	22	—	—	—	—	—
2017-18	Los Angeles Kings	NHL	81	28	33	61	58	4	0	1	1	4
2018-19	Los Angeles Kings	NHL	72	22	29	51	24	—	—	—	—	—
2019-20	Los Angeles Kings	NHL	66	17	18	35	22	—	—	—	—	—
NHL/KINGS Totals			1,183	299	354	653	700	85	19	28	47	84



JEFF CARTER

77

Right Wing



Scored
17 GOALS
last season, tied for
second most on the
team and his most
in a season since
2016-17.

Shoots: Right
Height: 6-3
Weight: 217

Age: 36
(Turns 37 on
Jan. 1, 2022)
Birthplace:
London, Ontario
(Jan. 1, 1985)

JEFF CARTER

(JEHF KAHR-tuhr)

Acquired by Kings:
From CBJ for
Jack Johnson and a
first-round selection in
the 2013 NHL Draft on
Feb. 23, 2012.

2-Time
Stanley Cup
Champion
(2012, 2014)



2-Time
NHL All-
Star (2009,
2017)

4-Time
30-goal scorer
and
11-Time
20-goal scorer

& His
46-goal
campaign
in 2008-09 was good
for second overall in
the NHL



Won a
gold medal
with Canada at the
2014 Winter Olympics in Sochi

**LED THE KINGS
IN SCORING**
in 2016-17, only player to lead
the Kings in scoring other
than Anze Kopitar in the last
decade

CAREER HIGHLIGHTS

FIRST NHL GAME:

Oct. 5, 2005 vs. NY Rangers
(with Philadelphia)

FIRST NHL GOAL:

Oct. 27, 2005 vs. Florida
(with Philadelphia)

FIRST NHL ASSIST:

Oct. 15, 2005 vs. NY
Islanders (with Philadelphia)

MOST POINTS, GAME:

4, 7x's (Last: Feb. 9, 2017
at Florida)

MOST GOALS, GAME:

3, 6x's (Last: March 29, 2018
vs. Arizona)

MOST ASSISTS, GAME:

3, 5x's (Last: April 8, 2017
vs. Chicago)

HIGHEST PLUS/MINUS:

+5, Dec. 20, 2008
vs. Washington (with
Philadelphia)

HIGHEST TIME ON ICE:

27:14, Nov. 28, 2009
at Atlanta (with Philadelphia)

MOST SHOTS:

12, March 1, 2007
at Boston (with Philadelphia)

LONGEST POINT STREAK:

7, 2x's (Last: Nov. 23 to
Dec. 8, 2015: 2-5=7)

LONGEST GOAL STREAK:

6, Feb. 8 to March 3, 2010:
7g (with Philadelphia)

LONGEST ASSIST STREAK:

4, 3x's (Last: Feb. 21
to Feb. 27, 2009: 4a;
with Philadelphia)

CAREER

POWER-PLAY GOALS:

112, Last: Jan. 16, 2020
at Florida

CAREER

SHORT-HANDED GOALS:

18, Last: March 21, 2019
vs. San Jose

CAREER

GAME-WINNING GOALS:

83, Last: Dec. 27, 2019
at San Jose

CAREER PENALTY SHOTS:

None


CAREER OVERTIME GOALS:

14, Last: Dec. 27, 2019
at San Jose

CAREER SHOOTOUT
GOALS/ATTEMPTS:

16/59 (27.1 percent)

CAREER PLUS-MINUS: +37

**LAST SEASON:**

2019-20: Scored 17 goals on the season, tied for second most on the team and his most in a season since 2016-17...Recorded two multi-goal games on the season, tied for most on the team...His seven game-winning goals led the team and ranked tied for fifth in the league...Appeared in his 1,000th NHL game, Nov. 16 vs. VGK...He was the 341st player in NHL history to reach the 1,000 games played plateau and the 23rd to do so in a Kings uniform (57th player to have played for the Kings to reach 1,000 games played).

LAST AMATEUR CLUB:

Sault Ste. Marie, OHL.

TRANSACTIONS: Selected by PHI in the first round (11th overall) in the 2003 NHL Entry Draft... Traded to CBJ by PHI for Jakub Voracek, a first-round selection in the 2011 NHL Entry Draft and a third-round selection in the 2011 NHL Entry Draft on June 23, 2011.

INTERNATIONAL PLAY: Played for Team Canada at the following tournaments: Olympics (2014, 6 GP, 3-2=5, gold medal)...World Championships (2006, 9 GP, 4-2=6)...World Junior Championships (2005, 6 GP, 7-3=10, gold medal), (2004, 6 GP, 5-2=7, silver medal), named a tournament All-Star in both 2004 and 2005, his 12 goals combined in 2004 and 2005 tied Eric Lindros (later tied by John Tavares) for Canada's all-time record at the WJC...World U18 Championships (2003, 7 GP, 2-4=6, gold medal).

CAREER STATISTICS

SEASON	TEAM	LEAGUE	REGULAR SEASON					PLAYOFFS				
			GP	G	A	PTS	PIM	GP	G	A	PTS	PIM
2003-04	Philadelphia Phantoms	AHL	—	—	—	—	—	12	4	1	5	0
2004-05	Philadelphia Phantoms	AHL	3	0	1	1	4	21	12	11	23	12
2005-06	Philadelphia Flyers	NHL	81	23	19	42	40	6	0	0	0	10
2006-07	Philadelphia Flyers	NHL	62	14	23	37	48	—	—	—	—	—
2007-08	Philadelphia Flyers	NHL	82	29	24	53	55	17	6	5	11	12
2008-09	Philadelphia Flyers	NHL	82	46	38	84	68	6	1	0	1	8
2009-10	Philadelphia Flyers	NHL	74	33	28	61	38	12	5	2	7	2
2010-11	Philadelphia Flyers	NHL	80	36	30	66	39	6	1	1	2	2
2011-12	Columbus Blue Jackets	NHL	39	15	10	25	14	—	—	—	—	—
2011-12	Los Angeles Kings	NHL	16	6	3	9	2	20	8	5	13	4
2012-13	Los Angeles Kings	NHL	48	26	7	33	16	18	6	7	13	14
2013-14	Los Angeles Kings	NHL	72	27	23	50	44	26	10	15	25	4
2014-15	Los Angeles Kings	NHL	82	28	34	62	28	—	—	—	—	—
2015-16	Los Angeles Kings	NHL	77	24	38	62	20	5	2	0	2	4
2016-17	Los Angeles Kings	NHL	82	32	34	66	41	—	—	—	—	—
2017-18	Los Angeles Kings	NHL	27	13	9	22	2	4	0	0	0	2
2018-19	Los Angeles Kings	NHL	76	13	20	33	42	—	—	—	—	—
2019-20	Los Angeles Kings	NHL	60	17	10	27	36	—	—	—	—	—
NHL Totals			1,040	382	350	732	533	120	39	35	74	62
KINGS Totals			540	186	178	364	231	73	26	27	53	28



DREW DOUGHTY

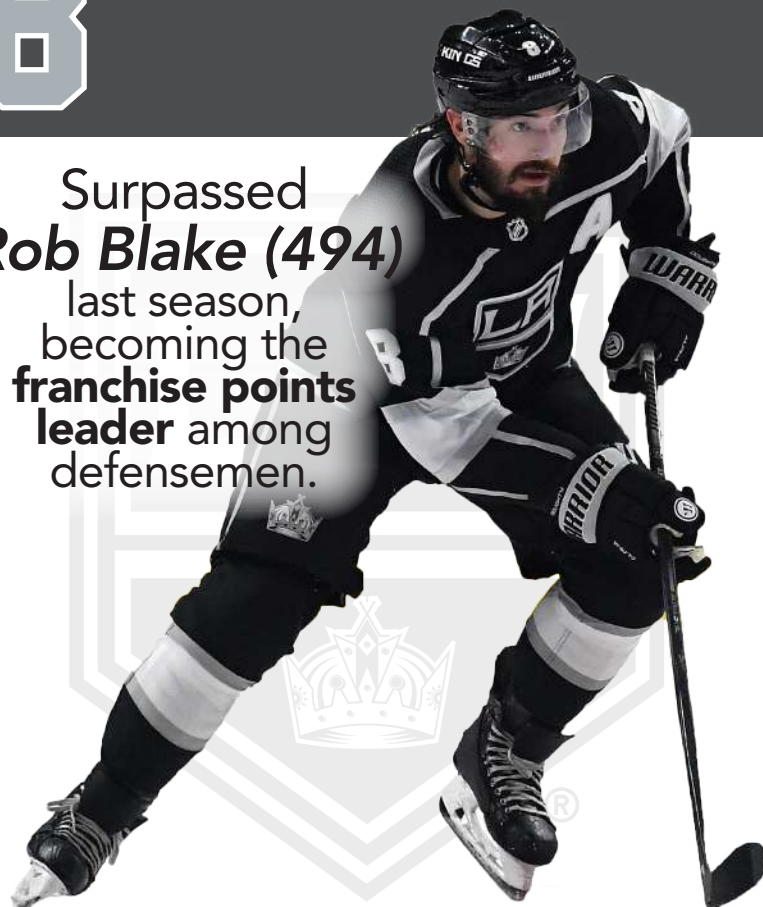
Defense

DREW DOUGHTY

(DROO DOW-tee)

8

Surpassed
Rob Blake (494)
last season,
becoming the
**franchise points
leader** among
defensemen.



Won the **Norris Trophy**
as the
NHL's Top Defenseman
in 2016

Has been named the team's
Most Outstanding Defenseman
seven seasons in a row (2012-2019)

2-Time
Stanley Cup
Champion
with the
KINGS



Ranked second in
the NHL in TOI/GM
in 2019-20 with
25:49

CAREER HIGHLIGHTS

FIRST NHL GAME:

Oct. 11, 2008
at San Jose

FIRST NHL GOAL:

Oct. 20, 2008
vs. Colorado

FIRST NHL ASSIST:

Nov. 6, 2008
vs. Florida

MOST POINTS, GAME:

4, Jan. 4, 2010 at San Jose

MOST GOALS, GAME:

2, Feb. 2, 2011 at Edmonton

MOST ASSISTS, GAME:

4, Jan. 4, 2010 at San Jose

HIGHEST PLUS/MINUS:

+4, 7x's (Last: Nov. 21, 2019
vs. Edmonton)

HIGHEST TIME ON ICE:

35:31, Nov. 7, 2017
at Anaheim

MOST SHOTS:

9, Feb. 11, 2010
vs. Edmonton

LONGEST POINT STREAK:

7, Jan. 21 to Feb. 4, 2017:
1-7=8

LONGEST GOAL STREAK:

3, April 6 to April 9, 2013:
3g

LONGEST ASSIST STREAK:

7, Jan. 21 to Feb. 4, 2017:
1-7=8

CAREER

POWER-PLAY GOALS:
59, Last: Feb. 20, 2020
vs. Florida

CAREER

SHORT-HANDED GOALS:
2, Last: Oct. 15, 2017
vs. NY Islanders

CAREER

GAME-WINNING GOALS:
27, Last: Nov. 2, 2019
vs. Chicago

CAREER PENALTY SHOTS:

None


CAREER OVERTIME GOALS:

7, Last: Nov. 2, 2019
vs. Chicago

CAREER SHOOTOUT
GOALS/ATTEMPTS:

2/10 (20.0 percent)

CAREER PLUS-MINUS: +43

**LAST SEASON:**

2018-19: Moved up the Kings all-time ranking in multiple categories...Became the Kings all-time leader among defensemen in points, surpassing Rob Blake (494), Feb. 4 at WSH...He then became the first Kings blueliner to reach the 500-point plateau, March 7 vs. MIN...He is eighth among active defensemen in points (502) and he was the 70th defenseman in NHL history to reach 500 points...He also surpassed Butch Goring (384) for 7th on the Kings all-time assists list, March 11 vs. OTT...Ranked second in the league in TOI/GM (25:49)...Tallied a three assist game (0-3=3), Nov. 21 vs. EDM and also tied his career-high with a plus-4 rating...Led Kings defensemen in multi-point games with seven...Saw his franchise record games played streak come to an end at 460, with the last game of his streak coming on Jan. 18 at PHI...Appeared in his 900th NHL game (most among team defensemen), Jan. 14 at TBL.

LAST AMATEUR CLUB: Guelph, OHL.

INTERNATIONAL PLAY: Played for Team Canada at the following tournaments: World Cup (2016, 6 GP, 0-2=2, plus-5, 1st place)...Olympics (2014, 6 GP, 4-2=6, plus-4, gold medal), (2010, 7 GP, 0-2=2, plus-6, gold medal)...World Championships (2009, 9 GP, 1-6=7, plus-5, silver medal)...World Junior Championships (2008, 7 GP, 0-4=4, gold medal, Top Defenseman of tournament)...World U18 Championships (2007, 6 GP, 2-3=5)...Other (2007 Super Series, 8 GP, 0-2=2), (2006 World U17 Hockey Challenge), (2006 Ivan Hlinka Tournament, gold medal).

CAREER STATISTICS

SEASON	TEAM	LEAGUE	REGULAR SEASON					PLAYOFFS				
			GP	G	A	PTS	PIM	GP	G	A	PTS	PIM
2008-09	Los Angeles Kings	NHL	81	6	21	27	56	—	—	—	—	—
2009-10	Los Angeles Kings	NHL	82	16	43	59	54	6	3	4	7	4
2010-11	Los Angeles Kings	NHL	76	11	29	40	68	6	2	2	4	8
2011-12	Los Angeles Kings	NHL	77	10	26	36	69	20	4	12	16	14
2012-13	Los Angeles Kings	NHL	48	6	16	22	36	18	2	3	5	8
2013-14	Los Angeles Kings	NHL	78	10	27	37	64	26	5	13	18	30
2014-15	Los Angeles Kings	NHL	82	7	39	46	56	—	—	—	—	—
2015-16	Los Angeles Kings	NHL	82	14	37	51	52	5	0	1	1	2
2016-17	Los Angeles Kings	NHL	82	12	32	44	46	—	—	—	—	—
2017-18	Los Angeles Kings	NHL	82	10	50	60	54	3	0	0	0	0
2018-19	Los Angeles Kings	NHL	82	8	37	45	44	—	—	—	—	—
2019-20	Los Angeles Kings	NHL	67	7	28	35	36	—	—	—	—	—
NHL/KINGS Totals			919	117	385	502	635	84	16	35	51	66



MARTIN FRK

29

Right Wing



Set the AHL record
for hardest shot at
109.2 MPH
at the 2020 AHL-Star
Game.

CAREER HIGHLIGHTS

FIRST NHL GAME:

Oct. 18, 2016
at Edmonton (with Carolina)

FIRST NHL GOAL:

Oct. 5, 2017
vs. Minnesota (with Detroit)

FIRST NHL ASSIST:

Oct. 5, 2017
vs. Minnesota (with Detroit)

MOST POINTS, GAME:

2, 4x's (Last: Dec. 27, 2019
at San Jose)

MOST GOALS, GAME:

2, Dec. 27, 2019
at San Jose

MOST ASSISTS, GAME:

1, 21x's (Last: March 9, 2020
vs. Colorado)

HIGHEST PLUS/MINUS:

+2, 3x's (Last: Feb. 20, 2020
vs. Florida)

HIGHEST TIME ON ICE:

17:49, March 5, 2020
vs. Toronto

MOST SHOTS:

6, Feb. 20, 2020
vs. Florida

Shots: Right

Height: 6-1

Weight: 205

Age: 27

(Turns 28 on
Oct. 5, 2021)

Birthplace:

Pelhrimov, Czech
Republic (Oct. 5, 1993)

MARTIN FRK

(MAHR-tihn FUHRK)

Acquired by Kings:

Signed by the Kings
as an unrestricted free
agent on July 1, 2019.

LAST SEASON:

2019-20: Made his Kings debut, Dec. 27 at San Jose... Scored two goals (2-0=2) in his first game... In 17 games with the Kings, he posted eight points (6-2=8)... Started the season with Ontario (AHL) after signing with the Kings during the offseason... He started the season on a three-game goal streak (3-0=3) and a five game point streak (4-2=6)... He recorded nine points (5-4=9) in the first seven games... He ended the season as the team-leader in points, finishing with 36 points (23-13=36) in just 37 games... 2020 AHL All-Star.

LAST AMATEUR CLUB: Halifax, QMJHL.

TRANSACTIONS: Selected by DET in the second round (49th overall) in the 2012 NHL Entry Draft.

INTERNATIONAL PLAY: Played for Team Czech Republic at the following tournaments: World Junior Championships (2013, 6 GP, 3-1=4, 16 PIM), (2011, 6 GP, 3-3=6, plus-2, 31 PIM)... World U18 Championships (2011, 6 GP, 1-4=5),

CAREER STATISTICS

SEASON	TEAM	LEAGUE	REGULAR SEASON					PLAYOFFS				
			GP	G	A	PTS	PIM	GP	G	A	PTS	PIM
2013-14	Grand Rapids Griffins	AHL	50	3	9	12	22	4	0	0	0	0
2013-14	Toledo Walleye	ECHL	15	5	8	13	10	—	—	—	—	—
2014-15	Grand Rapids Griffins	AHL	32	6	6	12	16	2	0	2	2	0
2014-15	Toledo Walleye	ECHL	29	23	15	38	16	14	9	4	13	10
2015-16	Grand Rapids Griffins	AHL	67	27	17	44	89	4	1	3	4	2
2016-17	Carolina Hurricanes	NHL	2	0	0	0	0	—	—	—	—	—
2016-17	Grand Rapids Griffins	AHL	65	27	23	50	58	16	5	10	15	20
2017-18	Detroit Red Wings	NHL	68	11	14	25	14	—	—	—	—	—
2018-19	Detroit Red Wings	NHL	30	1	5	6	4	—	—	—	—	—
2018-19	Grand Rapids Griffins	AHL	13	5	9	14	6	3	1	2	3	16
2019-20	Ontario Reign	AHL	37	23	13	36	59	—	—	—	—	—
2019-20	Los Angeles Kings	NHL	17	6	2	8	4	—	—	—	—	—
NHL Totals			117	18	21	39	22	—	—	—	—	—
KINGS Totals			17	6	2	8	4	—	—	—	—	—

LONGEST POINT STREAK:

3, 2x's (Last: Dec. 15 to Dec.
20, 2017: 2-1=3; with Detroit)

LONGEST GOAL STREAK:

3, Nov. 5 to Nov. 9, 2017: 3g
(with Detroit)

LONGEST ASSIST STREAK:

2, 2x's (Last: March 18 to March
20, 2018: 2a; with Detroit)

CAREER

POWER-PLAY GOALS:

7, Last: Dec. 31, 2019
vs. Philadelphia

CAREER

SHORT-HANDED GOALS:

None

CAREER GAME-WINNING

GOALS: 1, March 11, 2020
vs. Ottawa

CAREER PENALTY SHOTS:

0/1, March 24, 2018 vs.
Toronto (vs. Andersen) –
Missed (with Detroit)

CAREER OVERTIME GOALS:

None

CAREER SHOOTOUT GOALS/ATTEMPTS:

0/2 (0.0 percent)

CAREER PLUS-MINUS:

-27

CARL GRUNDSTROM

Left Wing

38

Tied for
2ND
on the Reign
in points last
season with
28 POINTS
(12-16=28).



CARL GRUNDSTROM

(KAHRL GRUHND-struhm)

Shoots: Left
Height: 6-0
Weight: 201

Age: 23
(Turns 24
on Dec. 1, 2021)
Birthplace:
Umea, Sweden
(Dec. 1, 1997)

Acquired by Kings: From
TOR with Sean Durzi
and a 2019 first-round
pick for Jake Muzzin on
Jan. 28, 2019.

LAST SEASON:

2019-20: Started the season with the Kings, where he totaled four points (0-4=4) in 13 games...Appeared in 40 games with Ontario (AHL), posting 28 points (12-16=28), tied for second on the team...He also scored two power-play goals with the Reign.

LAST AMATEUR CLUB: MODO J20, SuperElit.

TRANSACTIONS: Selected by TOR in the second round (57th overall) in the 2016 NHL Draft.

INTERNATIONAL PLAY: Played for Team Sweden at the following tournaments: World Junior Championships (2017, 7 GP, 3-4=7, plus-5), (2016, 7 GP, 1-0=1, plus-1)...World U18 Championships (2015, 5 GP, 3-2=5).

**CAREER STATISTICS**

SEASON	TEAM	LEAGUE	REGULAR SEASON					PLAYOFFS				
			GP	G	A	PTS	PIM	GP	G	A	PTS	PIM
2014-15	MODO	SHL	24	2	3	5	8	—	—	—	—	—
2015-16	MODO	SHL	49	7	9	16	53	—	—	—	—	—
2016-17	Frolunda HC	SHL	45	14	6	20	6	14	1	1	2	4
2016-17	Toronto Marlies	AHL	—	—	—	—	—	6	3	1	4	2
2017-18	Frolunda HC	SHL	35	17	7	24	8	6	2	0	2	2
2017-18	Toronto Marlies	AHL	2	1	2	3	0	20	8	6	14	14
2018-19	Toronto Marlies	AHL	42	13	16	29	26	—	—	—	—	—
2018-19	Ontario Reign	AHL	13	3	7	10	6	—	—	—	—	—
2018-19	Los Angeles Kings	NHL	15	5	1	6	6	—	—	—	—	—
2019-20	Los Angeles Kings	NHL	13	0	4	4	8	—	—	—	—	—
2019-20	Ontario Reign	AHL	40	12	16	28	36	—	—	—	—	—
NHL/KINGS Totals			28	5	5	10	14	—	—	—	—	—

CAREER HIGHLIGHTS**FIRST NHL GAME:**

March 9, 2019 at Arizona

FIRST NHL GOAL:

March 9, 2019 at Arizona

FIRST NHL ASSIST:

April 6, 2019 vs. Vegas

MOST POINTS, GAME:

1, 10x's (Last: Nov. 21, 2019
vs. Edmonton)

MOST GOALS, GAME:

1, 5x's (Last: April 5, 2019
at Anaheim)

MOST ASSISTS, GAME:

1, 5x's (Last: April 5, 2019 at
Anaheim)

HIGHEST PLUS/MINUS:

+2, 2x's (Last: Feb. 4, 2020
at Washington)

HIGHEST TIME ON ICE:

18:52, March 26, 2019
at Edmonton

MOST SHOTS:

6, April 5, 2019 at Anaheim

LONGEST POINT STREAK:

2, 3x's (Last: Oct. 9 to Oct.
20, 2019: 0-2=2)

LONGEST GOAL STREAK:

2, March 9 to
March 10, 2019: 2g

LONGEST ASSIST STREAK:

2, Oct. 9 to Oct. 20, 2019:
2a

CAREER**POWER-PLAY GOALS:**

None

CAREER**SHORT-HANDED GOALS:**

None

CAREER

GAME-WINNING GOALS:
1, March 10, 2019 at Anaheim

CAREER PENALTY SHOTS:

None

CAREER OVERTIME GOALS:

None

**CAREER SHOOTOUT
GOALS/ATTEMPTS:**

None

CAREER PLUS-MINUS: -2

ALEX IAFALLO

19

Left Wing

ALEX IAFALLO

(ALEHX eye-ah-FAH-loh)

Shoots: Left

Height: 6-0

Weight: 188

Age: 27

(Turns 28 on
Dec. 21, 2021)

Birthplace:

Eden, N.Y.
(Dec. 21, 1993)

Acquired by Kings:

Signed by the Kings as
an unrestricted free
agent on April 18, 2017.

LAST SEASON:

2019-20: Named the McDonald's Player of the Year as voted by the fans for the second consecutive year... One of just four players to appear in all 70 games of the shortened season...The team-leader with 152 consecutive games played through the end of the season...Finished second on the team with 43 points (17-26=43), setting career highs in goals, assists and points...Tied for second in goals, third in assists and second in power play goals (6)...Had a career night on Jan. 30 at ARI, posting his first career hat trick, setting his career high in points in a game...He also scored the overtime game-winning goal, his second of the season and second of his career...Tallied his 100th career NHL point, March 7 vs. MIN.

LAST AMATEUR CLUB:

University of Minnesota-Duluth, NCAA.



Set **career highs**
in goals (17)
assists (26)
and points (43)
during the 2019-20
season.

CAREER STATISTICS

SEASON	TEAM	LEAGUE	REGULAR SEASON					PLAYOFFS				
			GP	G	A	PTS	PIM	GP	G	A	PTS	PIM
2017-18	Los Angeles Kings	NHL	75	9	16	25	12	3	1	0	1	0
2018-19	Los Angeles Kings	NHL	82	15	18	33	22	—	—	—	—	—
2019-20	Los Angeles Kings	NHL	70	17	26	43	14	—	—	—	—	—
NHL/KINGS Totals			227	41	60	101	48	3	1	0	1	0

CAREER HIGHLIGHTS

FIRST NHL GAME:

Oct. 5, 2017 vs. Philadelphia

FIRST NHL GOAL:

Nov. 4, 2017 vs. Nashville

FIRST NHL ASSIST:

Oct. 11, 2017 vs. Calgary

MOST POINTS, GAME:

3, Jan. 30, 2020
at Arizona

MOST GOALS, GAME:

3, Jan. 30, 2020
at Arizona

MOST ASSISTS, GAME:

2, 8x's (Last: March 7, 2020
vs. Minnesota)

HIGHEST PLUS/MINUS:

+5, Oct. 21, 2017
at Columbus

HIGHEST TIME ON ICE:

26:13, Feb. 22, 2020
vs. Colorado

MOST SHOTS:

6, Dec. 28, 2019 at
Vancouver

LONGEST POINT STREAK:

9, Dec. 21, 2019 to Jan. 9,
2020: 4-6=10

LONGEST GOAL STREAK:

4, Dec. 15 to
Dec. 23, 2018: 4g

LONGEST ASSIST STREAK:

4, 2x's (Last: Nov. 9 to Nov.
16, 2019: 4a)

CAREER

POWER-PLAY GOALS:

8, Last: March 1, 2020
at Vegas

CAREER

SHORT-HANDED GOALS:

None

CAREER

GAME-WINNING GOALS:

6, Last: Jan. 30, 2020
at Arizona

CAREER PENALTY SHOTS:

None

CAREER OVERTIME GOALS:

2, Last: Jan. 30, 2020
at ArizonaCAREER SHOOTOUT
GOALS/ATTEMPTS:

0/3 (0.0 percent)

CAREER PLUS-MINUS: -6

ADRIAN KEMPE

Left Wing

9



His
21 ASSISTS
last season tied his
career high
(2017-18).


ADRIAN KEMPE

(AY-dree-ihn KEHM-pay)

Shoots: Left
Height: 6-2
Weight: 201

Age: 24
(Turns 25 on
Sep. 13, 2021)
Birthplace:
Kramfors, Sweden
(Sep. 13, 1996)

Acquired by Kings:
Selected by the Kings in
the first round
(29th overall) in the
2014 NHL Draft.



4 GP, 2-1=3).

LAST SEASON:

2019-20: Registered 32 points (11-21=32) in 69 games during his fourth NHL season...His 21 assists tied his career high...Tied his career-long (third time) with a three-game goal streak (3-0=3), Dec. 17-21...Scored his first career shorthanded goal Dec. 17 at Boston...Tallied his first multi-goal game (2-0=2), Jan. 9 at Vegas...Registered his 100th career NHL point, Feb. 29 vs. NJD...Finished the season strong, recording nine points (1-8=9) over the last 13 games...Ranked tied for ninth in the league with four shorthanded points (2-2=4).

LAST AMATEUR CLUB: MODO J20, J20 SuperElit.

INTERNATIONAL PLAY: Played for Team Sweden at the following tournaments: World Championships (2019, 11 GP, 3-3=6), (2018, 10 GP, 2-6=8, plus-6, gold medal)...World Junior Championships (2016, 7 GP, 3-5=8), (2015, 6 GP, 4-4=8)...World U18 Championships (2014, 7 GP, 1-6=7)...Ivan Hlinka Memorial Cup (2013,

CAREER STATISTICS

SEASON	TEAM	LEAGUE	REGULAR SEASON					PLAYOFFS				
			GP	G	A	PTS	PIM	GP	G	A	PTS	PIM
2014-15	Manchester Monarchs	AHL	3	0	0	0	2	17	8	1	9	2
2015-16	Ontario Reign	AHL	55	11	17	28	27	13	4	1	5	2
2016-17	Ontario Reign	AHL	46	12	8	20	44	5	0	2	2	2
2016-17	Los Angeles Kings	NHL	25	2	4	6	6	—	—	—	—	—
2017-18	Los Angeles Kings	NHL	81	16	21	37	49	4	0	0	0	2
2018-19	Los Angeles Kings	NHL	81	12	16	28	50	—	—	—	—	—
2019-20	Los Angeles Kings	NHL	69	11	21	32	29	—	—	—	—	—
NHL/KINGS Totals			256	41	62	103	134	4	0	0	0	2

CAREER HIGHLIGHTS**FIRST NHL GAME:**

Feb. 16, 2017 vs. Arizona

FIRST NHL GOAL:March 11, 2017
vs. Washington**FIRST NHL ASSIST:**

Feb. 21, 2017 at Colorado

MOST POINTS, GAME:4, Oct. 18, 2017
vs. Montreal**MOST GOALS, GAME:**3, Oct. 18, 2017
vs. Montreal**MOST ASSISTS, GAME:**2, 4x's (Last: Feb. 23, 2020
vs. Edmonton)**HIGHEST PLUS/MINUS:**+4, Oct. 18, 2017
vs. Montreal**HIGHEST TIME ON ICE:**20:29, March 23, 2019
vs. Anaheim**MOST SHOTS:**6, 2x's (Last: March 5, 2020
vs. Toronto)**LONGEST POINT STREAK:**5, Feb. 4 to Feb. 11, 2019:
4-3=7**LONGEST GOAL STREAK:**3, 3x's (Last: Dec. 17 to Dec.
21, 2019: 3g)**LONGEST ASSIST STREAK:**2, 10x's (Last: Feb. 18 to
Feb. 20, 2020: 2a)**CAREER****POWER-PLAY GOALS:**
3, Last: Jan. 9, 2020 at
Vegas**CAREER****SHORT-HANDED GOALS:**
2, Last: Dec. 31, 2019 vs.
Philadelphia**CAREER GAME-WINNING**
GOALS: 8, Last: Feb. 29,
2020 vs. New Jersey**CAREER PENALTY SHOTS:**
None**CAREER OVERTIME GOALS:**1, Feb. 29, 2020 vs. New
Jersey**CAREER SHOOTOUT**
GOALS/ATTEMPTS:
4/11 (36.4 percent)**CAREER PLUS-MINUS:** -12

ANZE KOPITAR

11

Center

ANZE KOPITAR

(AHN-zhay KOH-pih-tahr)

Shoots: Left

Height: 6-3

Weight: 225

Age: 33

(Turns 34 on
Aug. 24, 2021)

Birthplace:

Jesenice, Slovenia
(Aug. 24, 1987)

Acquired by Kings:

Selected by the Kings in
the first round
(11th overall) in the
2005 NHL Entry Draft.

1st SLOVENIAN-
BORN
CAPTAIN
in NHL history

2016 Selke
2018 Trophy
Winner

First King to surpass **90 POINTS** in a season
with 92 in 2017-18 since **Wayne Gretzky** did
so during the 1992-93 campaign

Surpassed
Wayne Gretzky (918)
for fourth-most points
in franchise history
on Dec. 15, 2019 at DET.

2016 Lady
Byng
Memorial
Trophy
Winner

2 -Time
Stanley
Cup
Champion



CAREER HIGHLIGHTS

FIRST NHL GAME:

Oct. 6, 2006 at Anaheim

FIRST NHL GOAL:

Oct. 6, 2006 at Anaheim

FIRST NHL ASSIST:

Oct. 7, 2006 vs. St. Louis

MOST POINTS, GAME:

5, Dec. 18, 2014
vs. St. Louis

MOST GOALS, GAME:

4, March 22, 2018
at Colorado

MOST ASSISTS, GAME:

4, 3x's (Last: Dec. 28, 2016
at Vancouver)

HIGHEST PLUS/MINUS:

+5, 2x's (Last: March 7, 2020
vs. Minnesota)

HIGHEST TIME ON ICE:

27:41, Dec. 26, 2015
at Arizona

MOST SHOTS:

9, 2x's (Last: Dec. 4, 2010
vs. Detroit)

LONGEST POINT STREAK:

10, Oct. 26 to
Nov. 16, 2017: 3-9=12

LONGEST GOAL STREAK:

4, 2x's (Last: March 13 to
March 20, 2012: 4g)

LONGEST ASSIST STREAK:

7, Oct. 28 to Nov. 12, 2017:
8a

CAREER

POWER-PLAY GOALS:

95, Last: March 1, 2020
at Vegas

CAREER

SHORT-HANDED GOALS:

12, Last: Jan. 12, 2019
vs. Pittsburgh

CAREER

GAME-WINNING GOALS:

49, Last: Oct. 19, 2019
vs. Calgary

CAREER PENALTY SHOTS:


1/3, Last: Nov. 12, 2014
at Anaheim (vs. Andersen)
– Scored

CAREER OVERTIME GOALS:

9, Last: Dec. 17, 2019
at BostonCAREER SHOOTOUT
GOALS/ATTEMPTS:

40/105 (38.1 percent)

CAREER PLUS-MINUS: +76



LAST SEASON:

2019-20: Served his fourth season as captain of the team...Led the team in points for the 12th time in the last 13 seasons...Surpassed Wayne Gretzky (918) for fourth-most points in franchise history on Dec. 15 at DET...Won the Billy Libby Memorial Award as the team's most valuable player as voted by the media...Voted by his teammates as the Ace Bailey Memorial Award (Most Inspirational)...Selected as the McDonald's Player of the Decade as voted by the fans...Had a team-leading 18 multi-point games and was the only player to register at least four games of three-or-more points...Began the season on a five-game assist streak (2-6=8), Oct. 5-13...Had a six-game point streak (3-6=9), Nov. 5-16...Registered four consecutive multi-assist games (0-8=8), Feb. 12-20...Represented the Kings at the NHL All-Star Game for the fifth time in his career, helping the Pacific Division win the tournament...Tied his career-high with a plus-5 rating, March 7, 2020 vs. MIN.

LAST AMATEUR CLUB: Sodertälje SK J20, SuperElit.

INTERNATIONAL PLAY: Played for Team Slovenia at the following tournaments: Olympics (2014, 5 GP, 2-1=3, plus-4)...World Championships (2019 Division 1, 7 GP, 2-7=9, Captain), (2015, 7 GP, 1-3=4), (2008, 5 GP, 3-1=4), (2007 Division 1, 5 GP, 1-13=14, plus-9), (2006, 6 GP, 3-6=9), (2005, 6 GP, 1-0=1)...World Junior Championships (2006 Division 1, 5 GP, 5-1=6), (2005 Division 1, 5 GP, 10-3=13, plus-8), (2004 Division 1, 5 GP, 1-1=2)...World U18 Championships (2005 Division 1, 5 GP, 6-5=11), (2004 Division 1, 5 GP, 6-2=8), (2003 Division 1, 5 GP, 2-1=3)...And played for Team Europe at the following tournament: World Cup (2016, 6 GP, 0-4=4, Captain, 2nd place).

CAREER STATISTICS

SEASON	TEAM	LEAGUE	REGULAR SEASON					PLAYOFFS				
			GP	G	A	PTS	PIM	GP	G	A	PTS	PIM
2006-07	Los Angeles Kings	NHL	72	20	41	61	24	—	—	—	—	—
2007-08	Los Angeles Kings	NHL	82	32	45	77	22	—	—	—	—	—
2008-09	Los Angeles Kings	NHL	82	27	39	66	32	—	—	—	—	—
2009-10	Los Angeles Kings	NHL	82	34	47	81	16	6	2	3	5	2
2010-11	Los Angeles Kings	NHL	75	25	48	73	20	—	—	—	—	—
2011-12	Los Angeles Kings	NHL	82	25	51	76	20	20	8	12	20	9
2012-13	Los Angeles Kings	NHL	47	10	32	42	16	18	3	6	9	12
2013-14	Los Angeles Kings	NHL	82	29	41	70	24	26	5	21	26	14
2014-15	Los Angeles Kings	NHL	79	16	48	64	10	—	—	—	—	—
2015-16	Los Angeles Kings	NHL	81	25	49	74	16	5	2	2	4	2
2016-17	Los Angeles Kings	NHL	76	12	40	52	28	—	—	—	—	—
2017-18	Los Angeles Kings	NHL	82	35	57	92	20	4	1	1	2	0
2018-19	Los Angeles Kings	NHL	81	22	38	60	30	—	—	—	—	—
2019-20	Los Angeles Kings	NHL	70	21	41	62	16	—	—	—	—	—
NHL/KINGS Totals			1,073	333	617	950	294	79	21	45	66	39



BLAKE LIZOTTE

Center

BLAKE LIZOTTE

(BLAYK lih-ZAWT)

46



Shoots: Left
Height: 5-9
Weight: 175

Age: 23
(Turns 24 on
Dec. 13, 2021)
Birthplace:
Lindstrom, Minn.
(Dec. 13, 1997)

Acquired by Kings:
Signed as an
unrestricted free agent
on April 2, 2019.

**LAST SEASON:**

2019-20: Played in his first full season in the NHL with the Kings...As selected by the Kings Booster Club, he was named the Most Popular Player on the team... Recorded his first NHL point (assist), Oct. 8 vs. CGY... Scored his first NHL goal (1-0=1), Nov. 9 at MTL...Led all NHL rookies in shorthanded goals (2) and finished the season ranked eighth among NHL rookies in assists and tied for ninth in games played...Played in one game with Ontario (AHL), going scoreless.

LAST AMATEUR CLUB: St. Cloud State University, NCAA.

CAREER STATISTICS

SEASON	TEAM	LEAGUE	REGULAR SEASON					PLAYOFFS				
			GP	G	A	PTS	PIM	GP	G	A	PTS	PIM
2017-18	St. Cloud State	NCAA	39	8	19	27	20	—	—	—	—	—
2018-19	St. Cloud State	NCAA	37	14	28	42	28	—	—	—	—	—
2018-19	Los Angeles Kings	NHL	1	0	0	0	0	—	—	—	—	—
2019-20	Los Angeles Kings	NHL	65	6	17	23	20	—	—	—	—	—
2019-20	Ontario Reign	AHL	1	0	0	0	2	—	—	—	—	—
NHL/KINGS Totals			66	6	17	23	20	—	—	—	—	—

CAREER HIGHLIGHTS**FIRST NHL GAME:**

April 6, 2019 vs. Vegas

FIRST NHL GOAL:

Nov. 9, 2019 at Montreal

FIRST NHL ASSIST:

October 8, 2019 at Calgary

MOST POINTS, GAME:

2, 2x's (Last: Feb. 26, 2020
vs. Pittsburgh)

MOST GOALS, GAME:

1, 6x's (Last: March 7, 2020
vs. Minnesota)

MOST ASSISTS, GAME:

1, 17x's (Last: Feb. 29, 2020
vs. New Jersey)

HIGHEST PLUS/MINUS:

+2, 2x's (Last: Oct. 19, 2019
vs. Calgary)

HIGHEST TIME ON ICE:

16:45, Feb. 8, 2020
at New Jersey

MOST SHOTS:

6, Dec. 14, 2019
at Pittsburgh

LONGEST POINT STREAK:

2, 3x's (Last: Feb. 26 to Feb.
29, 2020: 1-2=3)

LONGEST GOAL STREAK:

None

LONGEST ASSIST STREAK:

2, 3x's (Last: Feb. 26 to Feb.
29, 2020: 2a)

CAREER**POWER-PLAY GOALS:**

2, Last: Feb. 26, 2020
vs. Pittsburgh

CAREER**SHORT-HANDED GOALS:**

2, Last: March 7, 2020
vs. Minnesota

CAREER**GAME-WINNING GOALS:**

None

CAREER PENALTY SHOTS:

None

CAREER OVERTIME GOALS:

None

CAREER SHOOTOUT


GOALS/ATTEMPTS:
None

CAREER PLUS-MINUS: -5

MATT LUFF

64

Right Wing



Recorded
5 POINTS
(1-4=5)
in 18 contests with the
Kings last season.


Shoots: Right
Height: 6-2
Weight: 196

Age: 23
(Turns 24 on
May 5, 2021)
Birthplace:
Oakville, Ontario
(May 5, 1997)

MATT LUFF

(MAT LUHF)

Acquired by Kings:
Signed as an
unrestricted free agent
on Sept. 22, 2016.

**LAST SEASON:**

2019-20: Played in 18 games during his stints with the Kings this season, posting five points (1-4=5) during that time...Appeared in 30 games with Ontario (AHL) recording 24 points (9-15=24)...He ranked second on the team in points per game (.80) and scored his third career shorthanded goal with the Reign.

LAST AMATEUR CLUB: Hamilton, OHL.

CAREER STATISTICS

SEASON	TEAM	LEAGUE	REGULAR SEASON					PLAYOFFS				
			GP	G	A	PTS	PIM	GP	G	A	PTS	PIM
2016-17	Ontario Reign	AHL	2	0	1	1	0	—	—	—	—	—
2017-18	Ontario Reign	AHL	67	12	17	29	42	4	1	0	1	2
2018-19	Ontario Reign	AHL	36	11	20	31	32	—	—	—	—	—
2018-19	Los Angeles Kings	NHL	33	8	3	11	9	—	—	—	—	—
2019-20	Ontario Reign	AHL	30	9	15	24	18	—	—	—	—	—
2019-20	Los Angeles Kings	NHL	18	1	4	5	2	—	—	—	—	—
NHL/KINGS Totals			51	9	7	16	11	—	—	—	—	—

CAREER HIGHLIGHTS**FIRST NHL GAME:**

Nov. 3, 2018 vs. Columbus

FIRST NHL GOAL:

Nov. 19, 2018 at St. Louis

FIRST NHL ASSIST:

Nov. 21, 2018 vs. Colorado

MOST POINTS, GAME:

2, Nov. 21, 2018
vs. Colorado

MOST GOALS, GAME:

1, 9x's (Last: Dec. 12, 2019
at Anaheim)

MOST ASSISTS, GAME:

1, 7x's (Last: Dec. 31, 2019
vs. Philadelphia)

HIGHEST PLUS/MINUS:

+2, 2x's (Last: Dec. 18, 2018
vs. Winnipeg)

HIGHEST TIME ON ICE:

16:34, Nov. 25, 2018
vs. Edmonton

MOST SHOTS:

4, 2x's (Last: Dec. 10, 2018
at Detroit)

LONGEST POINT STREAK:

4, Nov. 19 to Nov. 25, 2018:
4-1=5

LONGEST GOAL STREAK:

4, Nov. 19 to
Nov. 25, 2018: 4g

LONGEST ASSIST STREAK:

None

CAREER

POWER-PLAY GOALS:
1, Dec. 8, 2018 vs. Vegas

CAREER

SHORT-HANDED GOALS:
None

CAREER

GAME-WINNING GOALS:
2, Last: Dec. 8, 2018
vs. Vegas

CAREER PENALTY SHOTS:

None

CAREER OVERTIME GOALS:

None

**CAREER SHOOTOUT
GOALS/ATTEMPTS:**

None

CAREER PLUS-MINUS: -7

OLLI MAATTA

6

Defense

OLLI MAATTA

(OH-lee MAH-TAH)

Shoots: Left

Height: 6-2

Weight: 206


Age: 26

(Turns 27 on
Aug. 22, 2021)

Birthplace:

Jyvaskyla, Finland
(Aug. 22, 1994)

Acquired by Kings:

From CHI for
Brad Morrison,
Oct. 4, 2020.

Posted
17 POINTS
(4-13=17)

in 65 games in his first season
with CHI in 2019-20.

**LAST SEASON:**

2019-20: Played in his first season with the Chicago Blackhawks after six years with Pittsburgh...Posted 17 points (4-13=17) in 65 games with Chicago...Led Blackhawks defensemen in games played (tied for 7th on the team)...His four goals marked his most in a season since the 2017-18 campaign (7)...Maatta really shined during the postseason, posting six points (3-3=6) and a plus-7 rating in nine games...He tied for fourth on the team in points, tied for third in goals (led team defensemen in both these categories), and ranked tied for eighth in assists...His plus-7 rating led the team.

LAST AMATEUR CLUB: London, OHL.

TRANSACTIONS: Selected by PIT in the first round (22nd overall) in the 2012 NHL Entry Draft...Traded to CHI by PIT for Dominik Kahun and a fifth-round selection in the 2019 NHL Draft on June 25, 2019.

INTERNATIONAL PLAY: Played for Team Finland at the following tournaments: Olympics (2014, 6 GP, 3-2=5, plus-1, bronze medal)...World Cup of Hockey (2016, 3 GP, 0-0=0)...World Junior Championships (2013, 5 GP, 1-2=3, assistant captain), (2012, 1 GP, 0-0=0), (2011, 6 GP, 0-0=0)...World U18 Championships (2011, 6 GP, 1-3=4, plus-4, assistant captain).

CAREER STATISTICS

SEASON	TEAM	LEAGUE	REGULAR SEASON					PLAYOFFS				
			GP	G	A	PTS	PIM	GP	G	A	PTS	PIM
2012-13	Wilkes-Barre/Scranton Penguins	AHL	0	0	0	0	0	3	0	0	0	0
2013-14	Pittsburgh Penguins	NHL	78	9	20	29	14	13	0	4	4	0
2014-15	Pittsburgh Penguins	NHL	20	1	8	9	10	—	—	—	—	—
2015-16	Pittsburgh Penguins	NHL	67	6	13	19	22	18	0	7	7	4
2016-17	Pittsburgh Penguins	NHL	55	1	6	7	12	25	2	6	8	12
2017-18	Pittsburgh Penguins	NHL	82	7	22	29	28	12	0	2	2	4
2018-19	Pittsburgh Penguins	NHL	60	1	13	14	12	1	0	0	0	0
2019-20	Chicago Blackhawks	NHL	65	4	13	17	20	9	3	3	6	4
NHL Totals			427	29	95	124	118	78	5	22	27	24

CAREER HIGHLIGHTS**FIRST NHL GAME:**

Oct. 3, 2013 vs. New Jersey
(with Pittsburgh)

FIRST NHL GOAL:

Oct. 19, 2013 vs. Vancouver
(with Pittsburgh)

FIRST NHL ASSIST:

Oct. 8, 2013 vs. Carolina
(with Pittsburgh)

MOST POINTS, GAME:

3, Oct. 9, 2014 vs. Anaheim
(with Pittsburgh)

MOST GOALS, GAME:

2, March 1, 2018 at Boston
(with Pittsburgh)

MOST ASSISTS, GAME:

3, Oct. 9, 2014 vs. Anaheim
(with Pittsburgh)

HIGHEST PLUS/MINUS:

+4, 3x's (Last: Oct. 27,
2018 at Vancouver (with
Pittsburgh))

HIGHEST TIME ON ICE:

28:06, Dec. 18, 2013 at NY
Rangers (with Pittsburgh)

MOST SHOTS:

6, 3x's (Last: April 5, 2018 at
Columbus; with Pittsburgh)

LONGEST POINT STREAK:

6, Oct. 7 to Oct. 20, 2017:
1-6=7 (with Pittsburgh)

LONGEST GOAL STREAK:

2, 2x's (Last: Dec. 5 to Dec.
6, 2015: 2g; with Pittsburgh)

LONGEST ASSIST STREAK:

6, Oct. 7 to Oct. 20, 2017:
6a (with Pittsburgh)

CAREER**POWER-PLAY GOALS:**

4, Last: Jan. 4, 2019 vs.
Winnipeg (with Pittsburgh)

CAREER**SHORT-HANDED GOALS:**

1, Dec. 19, 2013 vs.
Minnesota (with Pittsburgh)

CAREER**GAME-WINNING GOALS:**

7, Last: Jan. 4, 2019 vs.
Winnipeg (with Pittsburgh)

CAREER PENALTY SHOTS:

1/1, Dec. 19, 2013 vs.
Minnesota (vs. Backstrom) –
Scored (with Pittsburgh)

CAREER OVERTIME GOALS:

None

**CAREER SHOOTOUT
GOALS/ATTEMPTS:**

None

CAREER PLUS-MINUS: +61

KURTIS MacDERMID

Defense

56



Recorded his
FIRST
Gordie Howe Hat Trick
on Feb. 12, 2020 vs. Calgary.


KURTIS MacDERMID

(KUHR-tis mak-DUHR-mihd)

Shoots: Left
Height: 6-5
Weight: 233

Age: 26
(Turns 27 on
March 25, 2021)
Birthplace:
Sauble Beach, Ontario
(March 25, 1994)

Acquired by Kings:
Signed by the Kings
as an unrestricted
free agent on
Sept. 12, 2012.

**LAST SEASON:**

2019-20: Spent the entire season with the Kings, appearing in 45 games and recording eight points (3-5=8) and a team-leading 47 penalty minutes...Tied his career-high for points in a game (2) and set a career-high in TOI (17:56), Feb. 12 vs. CGY... Recorded his first Gordie Howe Hat Trick on Feb. 12 vs. CGY.

LAST AMATEUR CLUB: Erie, OHL.

CAREER STATISTICS

SEASON	TEAM	LEAGUE	REGULAR SEASON					PLAYOFFS				
			GP	G	A	PTS	PIM	GP	G	A	PTS	PIM
2015-16	Ontario Reign	AHL	56	4	12	16	121	13	2	1	3	12
2016-17	Ontario Reign	AHL	58	6	14	20	135	5	0	0	0	4
2017-18	Los Angeles Kings	NHL	34	1	3	4	57	—	—	—	—	—
2017-18	Ontario Reign	AHL	32	1	5	6	78	4	0	0	0	0
2018-19	Ontario Reign	AHL	48	5	10	15	147	—	—	—	—	—
2018-19	Los Angeles Kings	NHL	11	0	1	1	11	—	—	—	—	—
2019-20	Los Angeles Kings	NHL	45	3	5	8	47	—	—	—	—	—
NHL/KINGS Totals			90	4	9	13	115	—	—	—	—	—

CAREER HIGHLIGHTS**FIRST NHL GAME:**

Oct. 5, 2017 vs. Philadelphia

FIRST NHL GOAL:

Oct. 26, 2017 at Montreal

FIRST NHL ASSIST:

Nov. 30, 2017
at Washington

MOST POINTS, GAME:

2, 2x's (Last: Feb. 12, 2020
vs. Calgary)

MOST GOALS, GAME:

1, 4x's (Last: Feb. 12, 2020
vs. Calgary)

MOST ASSISTS, GAME:

2, Nov. 30, 2017
at Washington

HIGHEST PLUS/MINUS:

+3, Feb. 12, 2020 vs.
Calgary

HIGHEST TIME ON ICE:

17:56, March 1, 2020
at Vegas

MOST SHOTS:

4, 2x's (Last: Jan. 29, 2020
vs. Tampa Bay)

LONGEST POINT STREAK:

None

LONGEST GOAL STREAK:

None

LONGEST ASSIST STREAK:

None

CAREER**POWER-PLAY GOALS:**

None

CAREER**SHORT-HANDED GOALS:**

None

CAREER**GAME-WINNING GOALS:**

None

CAREER PENALTY SHOTS:

None

CAREER OVERTIME GOALS:

None

**CAREER SHOOTOUT
GOALS/ATTEMPTS:**

None

CAREER PLUS-MINUS:

-14

TREVOR MOORE

Left Wing

12



Set **single-season career highs** in games played (42), goals (6) and points (10) with LAK and TOR last season.

TREVOR MOORE

(TREH-vuhr MOOR)

Shoots: Left
Height: 5-10
Weight: 185

Age: 25
 (Turns 26 on
 March 31, 2021)

Birthplace:
 Thousand Oaks, Calif.
 (March 31, 1995)

Acquired by Kings:
 From TOR with a third round pick in the 2020 NHL Draft and a conditional third round pick in the 2021 NHL Draft for Kyle Clifford and Jack Campbell, Feb. 5, 2020.

LAST SEASON:

2019-20: Began the season with the Maple Leafs, marking the first time in his career he made the opening night roster...Appeared in 27 games with Toronto, posting five points (3-2=5)...Played in two games for the Toronto Marlies (AHL) during the season where he tallied two points (1-1=2)...Acquired at the trade deadline by the Kings and went on to register five points (3-2=5) in 15 games.

LAST AMATEUR CLUB: University of Denver, NCAA.

**CAREER STATISTICS**

SEASON	TEAM	LEAGUE	REGULAR SEASON					PLAYOFFS				
			GP	G	A	PTS	PIM	GP	G	A	PTS	PIM
2016-17	Toronto Marlies	AHL	57	13	20	33	18	11	2	2	4	4
2017-18	Toronto Marlies	AHL	68	12	21	33	22	20	6	11	17	4
2018-19	Toronto Marlies	AHL	46	23	16	39	22	10	5	3	8	2
2018-19	Toronto Maple Leafs	NHL	25	2	6	8	2	7	1	0	1	0
2019-20	Toronto Maple Leafs	NHL	27	3	2	5	4	—	—	—	—	—
2019-20	Toronto Marlies	AHL	2	1	1	2	2	—	—	—	—	—
2019-20	Los Angeles Kings	NHL	15	3	2	5	2	—	—	—	—	—
NHL Totals			67	8	10	18	8	7	1	0	1	0
KINGS Totals			15	3	2	5	2	—	—	—	—	—

CAREER HIGHLIGHTS**FIRST NHL GAME:**

Dec. 23, 2018 vs. Detroit
 (with Toronto)

FIRST NHL GOAL:

Jan. 5, 2019 vs Vancouver
 (with Toronto)

FIRST NHL ASSIST:

Dec. 23, 2018 vs. Detroit
 (with Toronto)

MOST POINTS, GAME:

2, 2x's (Last: Oct. 5, 2019 vs.
 Montreal; with Toronto)

MOST GOALS, GAME:

1, 8x's (Last: March 7, 2020
 vs. Minnesota)

MOST ASSISTS, GAME:

2, March 4, 2019 at Calgary
 (with Toronto)

HIGHEST PLUS/MINUS:

+2, 4x's (Last: Oct. 2019
 at Detroit (with Toronto)

HIGHEST TIME ON ICE:

17:50, Oct. 21, 2019 vs.
 Columbus (with Toronto)

MOST SHOTS:

4, 3x's (Last: Oct. 5, 2019 vs.
 Montreal, with Toronto)

LONGEST POINT STREAK:

2, March 2 to March 4, 2019:
 0-3=3; with Toronto)

LONGEST GOAL STREAK:

None

LONGEST ASSIST STREAK:

2, March 2 to March 4, 2019:
 3a (with Toronto)

CAREER**POWER-PLAY GOALS:**

None

CAREER**SHORT-HANDED GOALS:**

None

CAREER**GAME-WINNING GOALS:**

None

CAREER PENALTY SHOTS:

None

CAREER OVERTIME GOALS:

None

CAREER SHOOTOUT GOALS/ATTEMPTS:

None

CAREER PLUS-MINUS:

-3

CAL PETERSEN

Goaltender

CAL PETERSEN

(KAL PEE-tuhr-suhn)

Catches: Right**Height:** 6-1**Weight:** 185**Age:** 26(Turns 27 on
Oct. 19, 2021)**Birthplace:**Waterloo, Iowa
(Oct. 19, 1994)**Acquired by Kings:**Signed as an
unrestricted free agent
on July 1, 2017.

40



Posted a career-long
**FOUR-GAME
WINNING STREAK**
from Feb. 26 to March
11, 2020.

CAREER HIGHLIGHTS

FIRST NHL GAME:

Nov. 13, 2018 vs. Toronto

FIRST NHL WIN:

Nov. 16, 2018 at Chicago

FIRST NHL SHUTOUT:

Nov. 19, 2018 at St. Louis (2-0 win)

MOST SHOTS, GAME:

47, Dec. 11, 2018 at Buffalo

MOST SAVES, GAME:

43, Dec. 11, 2018 at Buffalo

LONGEST WINNING STREAK:

4, Feb. 26 to March 11, 2020

CAREER SHUTOUTS:

1, Nov. 19, 2018 at St. Louis (2-0 win)

CAREER PENALTY SHOTS:

None

CAREER SHOOTOUT RECORD:

1-0

CAREER SHOOTOUT SAVE PERCENTAGE:

1.000 (2/2)

CAREER ASSISTS:

None

CAREER PENALTY MINUTES:

None

**LAST SEASON:**

2019-20: Appeared in his second season with the Kings, posting a 5-3-0 record, .922 SV% and a 2.64 GAA...Set a career-high for his longest winning streak, winning four consecutive games from Feb. 26 to March 11 when the season was stopped due to the Coronavirus pandemic... Played in 37 games with Ontario (AHL), with a 17-15-4 record, .906 SV%, 3.43 GAA and three shutouts... 2020 AHL All-Star.

LAST AMATEUR CLUB: University of Notre Dame, NCAA.

TRANSACTIONS: Selected by BUF in the fifth round (129th overall) in the 2013 NHL Draft.

INTERNATIONAL PLAY: Played for Team USA at the following tournaments: World Championships (2017, 0 GP).

CAREER STATISTICS

REGULAR SEASON													
SEASON	TEAM	LEAGUE	GP	MIN	GA	SO	GAA	W	L	OTL	SVS	PCT	
2017-18	Ontario Reign	AHL	41	2,330	100	4	2.58	23	14	2	1,010	.910	
2018-19	Ontario Reign	AHL	38	2,103	141	0	4.02	13	19	3	1,218	.896	
2018-19	Los Angeles Kings	NHL	11	622	27	1	2.61	5	4	1	328	.924	
2019-20	Ontario Reign	AHL	37	2,079	119	3	3.43	17	15	4	1,146	.906	
2019-20	Los Angeles Kings	NHL	8	477	21	0	2.64	5	3	0	248	.922	
NHL/KINGS Totals			19	1,099	48	1	2.62	10	7	1	576	.923	
PLAYOFFS													
SEASON	TEAM	LEAGUE	GP	MIN	GA	SO	GAA	W	L	SVS	PCT		
2017-18	Ontario Reign	AHL	4	277	11	0	2.38	1	3	118	.915		

JONATHAN QUICK

Goaltender

32

JONATHAN QUICK

(JAHN-ah-thun KWIHK)

Catches: Left

Height: 6-1

Weight: 216

Age: 34

(Turns 35 on
Jan. 21, 2021)

Birthplace:

Milford, Conn.
(Jan. 21, 1986)

Acquired By Kings:

Selected by the Kings
in the third round
(72nd overall) in the
2005 NHL Entry Draft.

Registered his
**52ND
CAREER SHUTOUT
(36 SAVES)**
March 5, 2020 vs. TOR.

2-Time
Stanley
Cup
Champion



**SILVER
MEDALIST**
with Team USA
at the 2010
Winter Olympics

**TWO-TIME
JENNINGS AWARD
WINNER**

**Conn
Smythe
Trophy**



Winner (2012)

2-TIME
NHL
ALL-STAR
(2012, 2016)

CAREER HIGHLIGHTS

FIRST NHL GAME:

Dec. 6, 2007 vs. Buffalo

FIRST NHL WIN:

Dec. 6, 2007 vs. Buffalo

FIRST NHL SHUTOUT:

Dec. 23, 2008 at Columbus (3-0 win)

MOST SHOTS, GAME:

51, Dec. 13, 2010 at Detroit

MOST SAVES, GAME:

51, Dec. 13, 2010 at Detroit

LONGEST WINNING STREAK:

9, Jan. 21 to Feb. 6, 2010

CAREER SHUTOUTS:

52, Last: March 5, 2020
vs. Toronto (1-0 win)

CAREER PENALTY SHOTS:

6/9, Last: March 9, 2020
vs. Colorado (vs. Valeri Nichushkin) – Save

CAREER SHOOTOUT RECORD:

45-38*

CAREER SHOOTOUT SAVE PERCENTAGE:

.693 (203/293)


CAREER ASSISTS:

19, Last: Oct. 22, 2019 at Winnipeg

CAREER PENALTY MINUTES:

58, Last: Dec. 6, 2019 vs. New Jersey

*Fifth among goalies in career shootout wins



FRANCHISE RECORDS SET BY QUICK

ALL-TIME RECORDS (min. 50 games): Games Played (644)...Wins (325)...Save Percentage (.913)...Shutouts (52)...Time on Ice (37,613)...Win Streak (9, Jan. 21-Feb. 6, 2010)...Shutout Streak (3, Oct. 18-22, 2011)...Scoreless Streak (202:11 third period Oct. 15, 2011 through first period Oct. 27, 2011)...Assists (19).

SINGLE-SEASON RECORDS: Games Played (72 in 2009-10 and 2014-15)...Wins (40 in 2015-16)...GAA (1.95 in 2011-12)...Save Percentage (.929 in 2011-12)...Minutes Played (4,258 in 2009-10)...Shutouts (10 in 2011-12)...Home Shutouts (7 in 2011-12)...Road Shutouts (4 in 2008-09 and 2010-11)...Rookie GAA (2.48 in 2008-09 – tied with Jonathan Bernier in 2010-11)...Rookie Shutouts (4 in 2008-09 – tied with Martin Jones in 2013-14, Jamie Storr in 1998-99, Mario Lessard in 1978-79 and Gerry Desjardins in 1968-69)...Shootout Wins (10 in 2010-11)...Shootout Win Percentage (1.000 in 2010-11: 10-0).

OTHER KINGS GOALTENDING RECORDS: First with 30 wins three straight seasons (2009-10, 2010-11, 2011-12)...First with three road shutouts in one month (Dec. 2010)...Most saves in a shutout (51, Dec. 13, 2010 at DET, 5-0 W)...Fastest to 20 wins in one season (30th team game in 2015-16)...Fastest to 30 wins in one season (54th team game in 2009-10)...Fastest to 100 wins (185th career game)...first goalie to 400 GP.....first goalie to 500 GP...first goalie to 200 wins...first goalie to 300 wins.

ALL-TIME PLAYOFF RECORDS: Games Played (85)...Wins (46)...GAA (2.23)...Save Percentage (.922)...Shutouts (9)...Win Streak (8, April 22-May 17, 2012)...Home Win Streak – cumulative (9, June 11, 2012 – June 4, 2013)...Road Win Streak – cumulative (12, April 16, 2011 – June 2, 2012 – NHL record)...Set NHL playoff record June, 6, 2012 by playing in 34 straight games without allowing more than three goals.

CAREER STATISTICS

REGULAR SEASON												
SEASON	TEAM	LEAGUE	GP	MIN	GA	SO	GAA	W	L	OTL	SVS	PCT
2007-08	Reading Royals	ECHL	38	2,257	105	1	2.79	23	11	3	1,005	.905
2007-08	Manchester Monarchs	AHL	19	1,085	42	3	2.32	11	8	0	494	.922
2007-08	Los Angeles Kings	NHL	3	141	9	0	3.84	1	2	0	53	.855
2008-09	Manchester Monarchs	AHL	14	827	37	0	2.68	6	5	2	421	.919
2008-09	Los Angeles Kings	NHL	44	2,495	103	4	2.48	21	18	2	1,097	.914
2009-10	Los Angeles Kings	NHL	72	4,258	180	4	2.54	39	24	7	1,747	.907
2010-11	Los Angeles Kings	NHL	61	3,591	134	6	2.24	35	22	3	1,497	.918
2011-12	Los Angeles Kings	NHL	69	4,099	133	10	1.95	35	21	13	1,730	.929
2012-13	Los Angeles Kings	NHL	37	2,134	87	1	2.45	18	13	4	802	.902
2013-14	Los Angeles Kings	NHL	49	2,904	100	6	2.07	27	17	4	1,083	.915
2014-15	Los Angeles Kings	NHL	72	4,184	156	6	2.24	36	22	13	1,740	.918
2015-16	Los Angeles Kings	NHL	68	4,034	149	5	2.22	40	23	5	1,671	.918
2016-17	Los Angeles Kings	NHL	17	931	35	2	2.26	8	5	2	386	.917
2017-18	Los Angeles Kings	NHL	64	3,678	147	5	2.40	33	28	3	1,720	.921
2018-19	Los Angeles Kings	NHL	46	2,648	149	2	3.38	16	23	7	1,180	.888
2019-20	Los Angeles Kings	NHL	42	2,516	117	1	2.79	16	22	4	1,107	.904
NHL/KINGS Totals			644	37,613	1,499	52	2.39	325	240	67	15,813	.913
PLAYOFFS												
SEASON	TEAM	LEAGUE	GP	MIN	GA	SO	GAA	W	L	SVS	PCT	
2007-08	Manchester Monarchs	AHL	1	59	1	0	1.02	0	1	38	.974	
2009-10	Los Angeles Kings	NHL	6	360	21	0	3.50	2	4	160	.884	
2010-11	Los Angeles Kings	NHL	6	380	20	1	3.16	2	4	209	.913	
2011-12	Los Angeles Kings	NHL	20	1,238	29	3	1.41	16	4	509	.946	
2012-13	Los Angeles Kings	NHL	18	1,099	34	3	1.86	9	9	484	.934	
2013-14	Los Angeles Kings	NHL	26	1,605	69	2	2.58	16	10	705	.911	
2015-16	Los Angeles Kings	NHL	5	296	15	0	3.04	1	4	117	.886	
2017-18	Los Angeles Kings	NHL	4	272	7	0	1.55	0	4	124	.947	
NHL/KINGS Totals			85	5,251	195	9	2.23	46	39	2,308	.922	

ALL-TIME PLAYOFF SINGLE-SEASON PLAYOFF RECORDS: Games Played (26 in 2014)...Wins (16 in 2012 and 2014)...GAA (1.41 in 2012)...Save Percentage (.946 in 2012 – tied NHL record for goalies with at least 10 GP)...Shutouts (3 in 2012 and 2013)...Home Wins (8 in 2013 and 2014)...Road Wins (10 in 2012 – tied NHL record)...Home Win Streak – one year (8, May 4-June 4, 2013)...Road Win Streak – one year (10, April 11-June 2, 2012 – NHL record).

OTHER KINGS PLAYOFF GOALTENDING RECORDS: Most shots faced, regulation game (52, April 23, 2011 at SJS, 3-1 W)...Most saves, regulation game (51, April 23, 2011 at SJS, 3-1 W)...Most shots faced, one period (23, 2x's, April 13, 2012 at VAN, 4-2 W and April 22, 2014 vs. SJS, 4-3 OTL)...Most saves, one period (22, 2x's, April 13, 2012 at VAN, 4-2 W and April 22, 2014 vs. SJS, 4-3 OTL)...Most shots faced, overtime game (56, April 13, 2018 at Vegas, 2-1 L 2OT)...Most saves, overtime game (54, April 13, 2018 at Vegas, 2-1 L 2OT).

NHL AWARDS/ACCOMPLISHMENTS: William M. Jennings Trophy in 2014 and 2018...Conn Smythe Trophy in 2012...NHL Second-Team All-Star in 2012...NHL All-Star in 2012 and 2016...Vezina Trophy Finalist in 2012.

KINGS AWARDS/ACCOMPLISHMENTS: Kings Most Popular Player Award in 2017-18...Kings Most Popular Player Award in 2015-16...Kings Best Defensive Player in 2015-16 (Co-Winner with Drew Doughty)...Kings Most Popular Player Award in 2014-15...Kings Community Service Award in 2013-14...Kings Community Service Award in 2012-13...Kings MVP (Bill Libby Memorial Award) in 2011-12...Kings Best Defensive Player in 2011-12...Kings Most Inspirational Player (Ace Bailey Memorial Award) in 2011-12...Most Popular Player in 2011-12.

LAST SEASON:

2019-20: Selected as the club's Masterton Memorial Trophy nominee by the Professional Hockey Writers' Association...Registered his 52nd career shutout (36 saves), March 5 vs. TOR...Won four consecutive games, Nov. 12-21, stopping 99-of-106 shots (.934 SV%) and a 1.75 GAA...Finished the season without losing a regulation game over his final six starts (5-0-1), stopping 176-of-184 shots (.957 SV%), a 1.29 GAA with one shutout.

LAST AMATEUR CLUB: University of Massachusetts-Amherst, NCAA.

INTERNATIONAL PLAY: Played for Team USA at the following tournaments: World Cup (2016, 2 GP, 0-2-0, .863 SV%, 3.56 GAA)...Olympics (2014, 5 GP, 2-2-0, .923 SV%, 2.17 GAA), (2010, DNP, silver medal).



MATT ROY

3

Defense

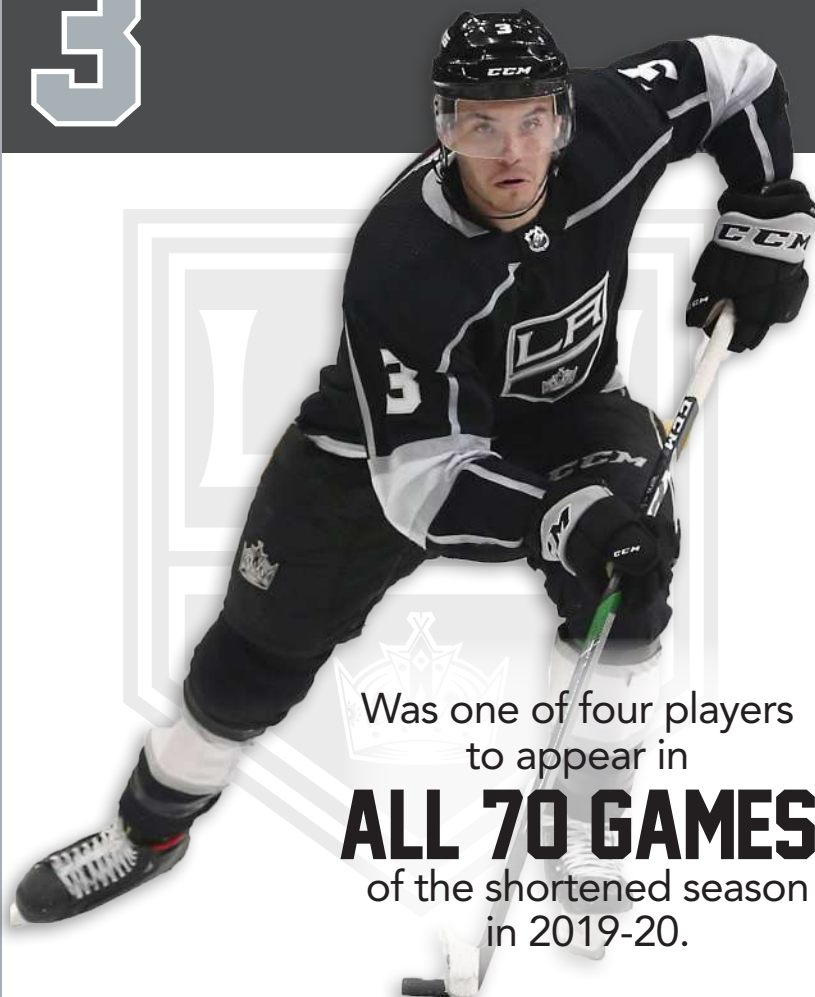
MATT ROY

(MAT ROI)


Shoots: Right
Height: 6-1
Weight: 200

Age: 25
 (Turns 26 on
 March 1, 2021)
Birthplace:
 Canton, Mich.
 (March 1, 1995)

Acquired by Kings:
 Selected by the Kings
 in the seventh round
 (194th overall) in the
 2015 NHL Draft.



Was one of four players
 to appear in
ALL 70 GAMES
 of the shortened season
 in 2019-20.

**LAST SEASON:**

2019-20: Roy won multiple team awards in his first full season at the NHL level...As voted by the media, he won the Mark Bavis Memorial Award for best Newcomer, and was also voted as the Outstanding Defenseman and the Defensive Player...His teammates voted him as the Unsung Hero of the year...One of four players to appear in all 70 games of the shortened season, he also led the team in plus/minus (+16)...Ranked tied for fourth among NHL rookies in plus/minus and among rookie defensemen he ranked tied for sixth in points, sixth in assists, tied for ninth in goals and tied for second in games played...Recorded his first multi-point game (0-2=2), Dec. 10 vs. NYR...Finished a game with a plus-4 rating two different times this season (setting and tying a career-high), Feb. 12 vs. CGY and March 7 vs. MIN.

LAST AMATEUR CLUB: Michigan Tech, NCAA.

CAREER STATISTICS

SEASON	TEAM	LEAGUE	REGULAR SEASON					PLAYOFFS				
			GP	G	A	PTS	PIM	GP	G	A	PTS	PIM
2016-17	Ontario Reign	AHL	8	0	1	1	7	2	0	0	0	2
2017-18	Ontario Reign	AHL	49	4	13	17	23	4	1	1	2	0
2018-19	Ontario Reign	AHL	45	8	21	29	17	—	—	—	—	—
2018-19	Los Angeles Kings	NHL	25	2	4	6	8	—	—	—	—	—
2019-20	Los Angeles Kings	NHL	70	4	14	18	10	—	—	—	—	—
NHL/KINGS Totals			95	6	18	24	18	—	—	—	—	—

CAREER HIGHLIGHTS**FIRST NHL GAME:**

Feb. 16, 2019 vs. Boston

FIRST NHL GOAL:

March 21, 2019 vs. San Jose

FIRST NHL ASSIST:

March 14, 2019 vs. Nashville

MOST POINTS, GAME:

2, Dec. 10, 2019 vs. NY
 Rangers

MOST GOALS, GAME:

1, 6x's (Last: Dec. 17, 2019
 at Boston)

MOST ASSISTS, GAME:

2, Dec. 10, 2019 vs. NY
 Rangers

HIGHEST PLUS/MINUS:

+4, 2x's (Last: March 7, 2020
 vs. Minnesota)

HIGHEST TIME ON ICE:

23:29, Dec. 17, 2019 at
 Boston

MOST SHOTS:

5, 2x's (Last: Dec. 17, 2019
 at Boston)

LONGEST POINT STREAK:

3, 2x's (Last: Dec. 15 to Dec.
 19, 2019: 1-2=3)

LONGEST GOAL STREAK:

None

LONGEST ASSIST STREAK:

2, 4x's (Last: Feb. 18 to Feb.
 20, 2020: 2a)

CAREER**POWER-PLAY GOALS:**

None

CAREER**SHORT-HANDED GOALS:**

None

CAREER**GAME-WINNING GOALS:**

1, April 6, 2019 vs. Vegas

CAREER PENALTY SHOTS:

None

CAREER OVERTIME GOALS:

None

**CAREER SHOOTOUT
 GOALS/ATTEMPTS:**

None

CAREER PLUS-MINUS: +15

AUSTIN WAGNER

Left Wing

27




AUSTIN WAGNER

(AW-stuhn WAG-nuhr)

Shoots: Left**Height:** 6-1**Weight:** 185**Age:** 23(Turns 24 on
June 23, 2021)**Birthplace:**Calgary, Alberta
(June 23, 1997)**Acquired by Kings:**Selected by the Kings
in the fourth round
(99th overall) in the
2015 NHL Draft.**LAST SEASON:**

2019-20: Won the Jim Fox Community Service Award for the second consecutive year...Played in a career-high 65 games during the shortened season, posting 11 points (6-5=11)...Had the only successful penalty shot attempt by a King this year, Feb. 22 vs. COL (team was 1/4 on the season)...Set a career-high in TOI/GM with 15:51, Jan. 6, 2020 vs. CBJ...Tied his career-long point streak (2 games), Feb. 9-12 (1-1=2).

LAST AMATEUR CLUB: Regina, WHL.**CAREER STATISTICS**

SEASON	TEAM	LEAGUE	REGULAR SEASON					PLAYOFFS				
			GP	G	A	PTS	PIM	GP	G	A	PTS	PIM
2017-18	Ontario Reign	AHL	50	10	7	17	62	3	0	0	0	2
2018-19	Los Angeles Kings	NHL	62	12	9	21	16	—	—	—	—	—
2018-19	Ontario Reign	AHL	9	3	0	3	16	—	—	—	—	—
2019-20	Los Angeles Kings	NHL	65	6	5	11	39	—	—	—	—	—
NHL/KINGS Totals			127	18	14	32	55	—	—	—	—	—

CAREER HIGHLIGHTS**FIRST NHL GAME:**

Oct. 5, 2018 vs. San Jose

FIRST NHL GOAL:

Nov. 21, 2018 vs. Colorado

FIRST NHL ASSIST:

Nov. 21, 2018 vs. Colorado

MOST POINTS, GAME:2, 4x's (Last: Feb. 25, 2019
at Tampa Bay)**MOST GOALS, GAME:**2, 2x's (Last: Feb. 11, 2019
at Washington)**MOST ASSISTS, GAME:**1, 14x's (Last: Feb. 9, 2020
at NY Rangers)**HIGHEST PLUS/MINUS:**+2, 4x's (Last: Jan. 9, 2020
at Vegas)**HIGHEST TIME ON ICE:**15:51, Jan. 6, 2020
vs. Columbus**MOST SHOTS:**5, 2x's (Last: Jan. 11, 2020
at Carolina)**LONGEST POINT STREAK:**2, 4x's (Last: Feb. 9 to Feb.
12, 2020: 1-1=2)**LONGEST GOAL STREAK:**2, 2x's (Last: March 28 to
March 30, 2019: 2g)**LONGEST ASSIST STREAK:**

None

CAREER**POWER-PLAY GOALS:**

None

CAREER**SHORT-HANDED GOALS:**

None

CAREER**GAME-WINNING GOALS:**

None

CAREER PENALTY SHOTS:1/2, Last: Feb. 22, 2020 vs.
Colorado (vs. Francouz) –
Scored**CAREER OVERTIME GOALS:**

None

**CAREER SHOOTOUT
GOALS/ATTEMPTS:**

None

CAREER PLUS-MINUS: -3

SEAN WALKER

26

Defense

SEAN WALKER

(SHAWN WAW-kuhr)

Shoots: Right

Height: 5-11

Weight: 196

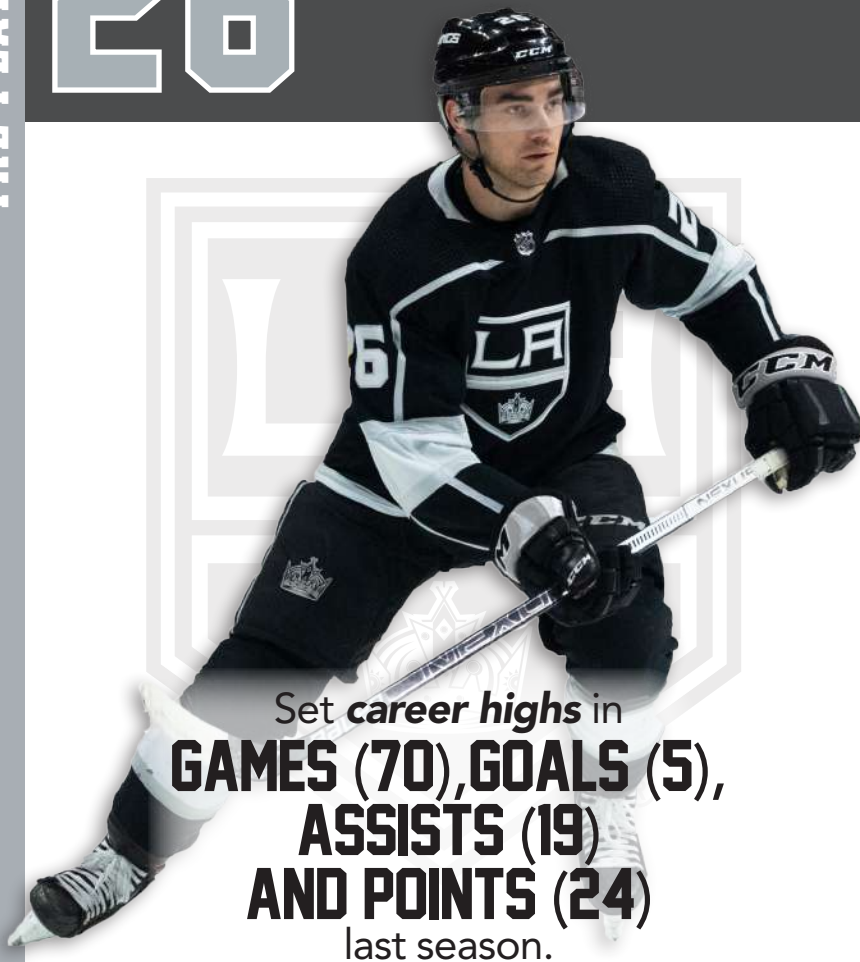
Age: 26

(Turns 27 on
Nov. 13, 2021)

Birthplace:

Keswick, Ontario
(Nov. 13, 1994)

Acquired by Kings:

Signed by the Kings
as an unrestricted
free agent,
July 3, 2018.

LAST SEASON:

2019-20: Played the entire season with the Kings, and was one of just four players to appear in all 70 games during the shortened season...Set career highs in all major categories, posting 24 points (5-19=24)...Had a career-long four-game point streak, Oct. 8-13 (2-2=4), recording four points in the first five games of the season....Had a career-high 25:22 TOI, Nov. 30 vs. WPG.

LAST AMATEUR CLUB: Bowling Green State University, NCAA.

CAREER STATISTICS

SEASON	TEAM	LEAGUE	REGULAR SEASON					PLAYOFFS				
			GP	G	A	PTS	PIM	GP	G	A	PTS	PIM
2017-18	Ontario Reign	AHL	64	7	21	28	59	4	1	1	2	0
2018-19	Ontario Reign	AHL	22	6	11	17	18	—	—	—	—	—
2018-19	Los Angeles Kings	NHL	39	3	7	10	8	—	—	—	—	—
2019-20	Los Angeles Kings	NHL	70	5	19	24	26	—	—	—	—	—
NHL/KINGS Totals			109	8	26	34	34	—	—	—	—	—

CAREER HIGHLIGHTS

FIRST NHL GAME:

Oct. 23, 2018 at Dallas

FIRST NHL GOAL:

Dec. 31, 2018 at Colorado

FIRST NHL ASSIST:

Oct. 23, 2018 at Dallas

MOST POINTS, GAME:

2, 3x's (Last: Jan. 6, 2020
vs. Columbus)

MOST GOALS, GAME:

1, 8x's (Last: Feb. 12, 2020
vs. Calgary)

MOST ASSISTS, GAME:

2, 2x's (Last: Jan. 6, 2020
vs. Columbus)

HIGHEST PLUS/MINUS:

+3, Nov. 21, 2020
vs. Edmonton

HIGHEST TIME ON ICE:

25:22, Nov. 30, 2019 vs.
Winnipeg

MOST SHOTS:

5, 3x's (Last: Jan. 14, 2020
at Tampa Bay)

LONGEST POINT STREAK:

4, Oct. 8 to Oct. 13, 2019:
2-2=4)

LONGEST GOAL STREAK:

2, Oct. 8 to Oct. 9, 2019: 2g

LONGEST ASSIST STREAK:

2, 4x's (Last: March 9 to
March 11, 2020: 2a)

CAREER

POWER-PLAY GOALS:

1, March 2, 2019 vs. Chicago

CAREER

SHORT-HANDED GOALS:

None

CAREER

GAME-WINNING GOALS:

None

CAREER PENALTY SHOTS:

None

CAREER OVERTIME GOALS:

None

CAREER SHOOTOUT
GOALS/ATTEMPTS:

None

CAREER PLUS-MINUS: -20

MARK ALT (MAHRK AHLT)



Position: Defense **Shoots:** Right
Height: 6-4 **Weight:** 201
Age: 29 (Turns 30 on Oct. 18, 2021)
Birthplace: Kansas City, Mo. (Oct. 18, 1991)

ACQUIRED BY KINGS:

Signed by the Kings as an unrestricted free agent on Oct. 10, 2020.


2019-20: Served as the captain of the Colorado Eagles (AHL) for the second year... Totaled 13 points (5-8=13) in 55 games with a career-high and team-leading plus-19 rating.

TRANSACTIONS: Selected by CAR in the second round (53rd overall) in the 2010 NHL Entry Draft... Traded by CAR to PHI for Luke Pither... Claimed off waivers from PHI by COL...

CAREER STATISTICS

SEASON	TEAM	LEAGUE	REGULAR SEASON					PLAYOFFS				
			GP	G	A	PTS	PIM	GP	G	A	PTS	PIM
2012-13	Adirondack Phantoms	AHL	6	1	1	2	2	—	—	—	—	—
2013-14	Adirondack Phantoms	AHL	75	4	22	26	31	—	—	—	—	—
2014-15	Adirondack Phantoms	AHL	44	2	8	10	18	—	—	—	—	—
2014-15	Philadelphia Flyers	NHL	1	0	0	0	0	—	—	—	—	—
2015-16	Lehigh Valley Phantoms	AHL	72	4	15	19	46	—	—	—	—	—
2016-17	Lehigh Valley Phantoms	AHL	40	1	10	11	10	5	0	0	0	2
2017-18	Lehigh Valley Phantoms	AHL	23	5	5	10	8	—	—	—	—	—
2017-18	Philadelphia Flyers	NHL	8	0	0	0	2	—	—	—	—	—
2017-18	Colorado Avalanche	NHL	7	0	0	0	0	—	—	—	—	—
2018-19	Colorado Eagles	AHL	61	6	13	19	30	4	1	1	2	0
2018-19	Colorado Avalanche	NHL	2	0	0	0	0	—	—	—	—	—
2019-20	Colorado Eagles	AHL	55	5	8	13	35	—	—	—	—	—
NHL Totals			18	0	0	0	2	—	—	—	—	—

MIKEY ANDERSON (MIGHK-ee AN-duhr-suhn)



Position: Defense **Shoots:** Left
Height: 6-0 **Weight:** 197
Age: 21 (Turns 22 on May 25, 2021)
Birthplace: Roseville, Minn. (May 25, 1999)

ACQUIRED BY KINGS:

Selected by the Kings in the fourth round (103rd overall) in the 2017 NHL Draft.

2019-20: Made his NHL debut, Feb. 29 vs. NJD... Registered his first NHL goal, point and game-winning goal (1-0-1), March 9 vs. COL... Finished the season with a plus-4 rating... Made his professional debut with Ontario (AHL) to start the season... Posted 15 points (3-12=15) in 53 games before being called up to the Kings.

INTERNATIONAL PLAY: Played for Team USA at the following tournaments: World Junior Championships (2019, 7 GP, 2-3=5, captain, silver medal), (2018, 7 GP, 0-1=1, bronze medal).

CAREER STATISTICS

SEASON	TEAM	LEAGUE	REGULAR SEASON					PLAYOFFS				
			GP	G	A	PTS	PIM	GP	G	A	PTS	PIM
2015-16	Waterloo Black Hawks	USHL	57	1	15	16	30	9	3	2	5	4
2016-17	Waterloo Black Hawks	USHL	54	5	29	34	52	8	2	1	3	10
2017-18	Univ. of Minnesota-Duluth	NCAA	39	5	18	23	18	—	—	—	—	—
2018-19	Univ. of Minnesota-Duluth	NCAA	40	6	21	27	18	—	—	—	—	—
2019-20	Ontario Reign	AHL	53	3	12	15	18	—	—	—	—	—
2019-20	Los Angeles Kings	NHL	6	1	0	1	0	—	—	—	—	—
NHL/KINGS Totals			6	1	0	1	0	—	—	—	—	—

JARET ANDERSON-DOLAN (JAIR-ihT AN-duhr-suhn-DOH-luhn)



Position: Center **Shoots:** Left
Height: 5-11 **Weight:** 188
Age: 21 (Turns 22 on Sept. 12, 2021)
Birthplace: Calgary, Alberta (Sept. 12, 1999)

ACQUIRED BY KINGS:

Selected by the Kings in the second round (41st overall) in the 2017 NHL Draft.


2019-20: Went scoreless in four games with the Kings... Played his first full season with Ontario (AHL), posting 28 points (8-20=28) in 53 games... He led the Reign in assists (ranked tied for ninth among AHL rookie forwards) and finished tied for second in points.

INTERNATIONAL PLAY: Played for Team Canada at the following tournaments: World Junior Championships (2019, 5 GP, 1-0=1, plus-1, assistant captain)... World U18 Championships (2017, 5 GP, 0-0=0, captain).

CAREER STATISTICS

SEASON	TEAM	LEAGUE	REGULAR SEASON					PLAYOFFS				
			GP	G	A	PTS	PIM	GP	G	A	PTS	PIM
2014-15	Spokane Chiefs	WHL	5	0	0	0	0	1	0	0	0	0
2015-16	Spokane Chiefs	WHL	65	14	12	26	21	6	1	2	3	2
2016-17	Spokane Chiefs	WHL	72	39	37	76	22	—	—	—	—	—
2017-18	Spokane Chiefs	WHL	70	40	51	91	27	7	2	7	9	4
2017-18	Ontario Reign	AHL	5	0	2	2	2	3	0	0	0	0
2018-19	Los Angeles Kings	NHL	5	0	1	1	0	—	—	—	—	—
2018-19	Spokane Chiefs	WHL	32	20	23	43	15	15	5	8	13	8
2019-20	Ontario Reign	AHL	53	8	20	28	31	—	—	—	—	—
2019-20	Los Angeles Kings	NHL	4	0	0	0	0	—	—	—	—	—
NHL/KINGS Totals			9	0	1	1	0	—	—	—	—	—

TOBIAS BJORNFOT (TOH-bye-uhs bih-YOHRN-fut)



Position: Defense **Shoots:** Left
Height: 6-0 **Weight:** 202
Age: 19 (Turns 20 on April 6, 2021)
Birthplace: Upplands Vasby, Sweden (April 6, 2001)

ACQUIRED BY KINGS:

Selected by the Kings in the first round (22nd overall) in the 2019 NHL Draft.


2019-20: Made his NHL debut, Oct. 5 at EDM... He was the fifth youngest King to ever appear in a game and youngest since Brayden Schenn made his debut in 2009... He also was the 38th player in franchise history to debut in the same season was drafted, and the 34th of those to debut on opening night... He was just one of five players drafted in 2019, and the latest draft pick to make the team across the NHL... Went scoreless in three games with the Kings... Appeared in his first season with Ontario (AHL) where he posted 19 points (6-13=19) in 44 games.

INTERNATIONAL PLAY: Played for Team Sweden at the following tournaments: World Junior Championships (2020, 7 GP, 0-0=0, bronze medal)... World U18 Championships (2019, 7 GP, 0-1=1, captain, gold medal), (2018, 7 GP, 0-0=0, plus-3, bronze medal).

CAREER STATISTICS

SEASON	TEAM	LEAGUE	REGULAR SEASON					PLAYOFFS				
			GP	G	A	PTS	PIM	GP	G	A	PTS	PIM
2017-18	Djurgardens J20	SuperElit	42	6	16	22	8	3	0	1	1	0
2018-19	Djurgardens J20	SuperElit	39	11	11	22	14	7	1	2	3	0
2018-19	Djurgardens	SHL	7	0	0	0	2	4	0	0	0	0
2019-20	Los Angeles Kings	NHL	3	0	0	0	0	—	—	—	—	—
2019-20	Ontario Reign	AHL	44	6	13	19	12	—	—	—	—	—
NHL/KINGS Totals			3	0	0	0	0	—	—	—	—	—

DANIEL BRICKLEY (DAN-yuhl BRIHK-lee)



Position: Defense **Shoots:** Left
Height: 6-3 **Weight:** 203
Age: 25 (Turns 26 on March 30, 2021)
Birthplace: Sandy, Utah (March 30, 1995)

ACQUIRED BY KINGS:

Signed by the Kings as an unrestricted free agent on March 30, 2018.

2019-20: Missed the beginning of the season due to injury...Appeared in 11 games for Ontario (AHL), posting two points (0-2=2) with a plus-8 rating...Went scoreless in two games with Manitoba (AHL), where he was loaned to mid-season.

INTERNATIONAL PLAY: Played for Team USA at the following tournaments: World Championships (2017, 5 GP, 0-0=0, plus-2 rating).

CAREER STATISTICS

SEASON	TEAM	LEAGUE	REGULAR SEASON					PLAYOFFS				
			GP	G	A	PTS	PIM	GP	G	A	PTS	PIM
2017-18	Los Angeles Kings	NHL	1	0	1	1	0	—	—	—	—	—
2018-19	Ontario Reign	AHL	42	2	10	12	22	—	—	—	—	—
2018-19	Los Angeles Kings	NHL	4	0	1	1	0	—	—	—	—	—
2019-20	Ontario Reign	AHL	11	0	2	2	4	—	—	—	—	—
2019-20	Manitoba Moose	AHL	2	0	0	0	2	—	—	—	—	—
NHL/KINGS Totals			5	0	2	2	0	—	—	—	—	—

QUINTON BYFIELD (KWIN-tuhn BIGH-feeld)



Position: Center **Shoots:** Left
Height: 6-4 **Weight:** 215
Age: 18 (Turns 19 on August 19, 2021)
Birthplace: Newmarket, Ontario (August 19, 2002)

ACQUIRED BY KINGS:

Selected by the Kings in the first round (2nd overall) in the 2020 NHL Draft.


2019-20: Appeared in his second season with the Sudbury Wolves (OHL), where he posted 82 points (32-50=82) in 45 games...Recorded career-highs in goals, assists, points and plus/minus (+26) even though he only played 45 games during the shortened season...He led his team in assists, points and plus/minus, and ranked second in goals...Ranked tied for fifth in the OHL in points per game (1.82).

INTERNATIONAL PLAY: Played for Team Canada at the following tournaments: World Junior Championships (2020, 7 GP, 0-1=1, gold medal)...Other: World U17 Hockey Championships (2018, 5 GP, 2-1=3, assistant captain).

CAREER STATISTICS

SEASON	TEAM	LEAGUE	REGULAR SEASON					PLAYOFFS				
			GP	G	A	PTS	PIM	GP	G	A	PTS	PIM
2018-19	Sudbury Wolves	OHL	64	29	32	61	38	8	3	5	8	16
2019-20	Sudbury Wolves	OHL	45	32	50	82	44	—	—	—	—	—

KALE CLAGUE (KAIL KLAYG)



Position: Defense **Shoots:** Left
Height: 6-0 **Weight:** 177
Age: 22 (Turns 23 on June 5, 2021)
Birthplace: Regina, Saskatchewan (June 5, 1998)

ACQUIRED BY KINGS:

Selected by the Kings in the second round (51st overall) in the 2016 NHL Draft.


2019-20: Made his NHL debut, Dec. 21 at BUF...Went scoreless in four NHL games with the Kings...Started the season with Ontario (AHL), his second season with the team...Posted 25 points (8-17=25) in 49 games with the Reign...He ranked second among team defensemen in assists, points and power-play goals (4), and ranked tied for second in goals... 2020 AHL All-Star.

INTERNATIONAL PLAY: Played for Team Canada at the following tournaments: World Junior Championships (2018, 6 GP, 0-2=2, gold medal, assistant captain), (2017, 7 GP, 0-6=6, plus-6 rating, silver medal).

CAREER STATISTICS

SEASON	TEAM	LEAGUE	REGULAR SEASON					PLAYOFFS				
			GP	G	A	PTS	PIM	GP	G	A	PTS	PIM
2013-14	Brandon Wheat Kings	WHL	2	0	0	0	0	3	0	0	0	2
2014-15	Brandon Wheat Kings	WHL	20	4	9	13	6	12	1	2	3	4
2015-16	Brandon Wheat Kings	WHL	71	6	37	43	54	21	6	8	14	8
2016-17	Brandon Wheat Kings	WHL	48	5	35	40	41	4	1	3	4	6
2017-18	Brandon Wheat Kings	WHL	28	10	37	47	35	—	—	—	—	—
2017-18	Moose Jaw Warriors	WHL	26	1	23	24	8	14	1	13	14	14
2018-19	Ontario Reign	AHL	52	7	22	29	34	—	—	—	—	—
2019-20	Ontario Reign	AHL	49	8	17	25	26	—	—	—	—	—
2019-20	Los Angeles Kings	NHL	4	0	0	0	2	—	—	—	—	—
NHL/KINGS Totals			4	0	0	0	2	—	—	—	—	—

AIDAN DUDAS (AY-duhn DU-dahs)



Position: Center **Shoots:** Right
Height: 5-8 **Weight:** 162
Age: 19 (Turns 20 on June 15, 2020)
Birthplace: Parry Sound, Ontario (June 15, 2000)

ACQUIRED BY KINGS:

Selected by the Kings in the fourth round (113th overall) in the 2018 NHL Draft.

2019-20: Played in his fourth season with Owen Sound (OHL) and first as the teams' captain...Posted 53 points (15-38=53) in 48 games...Suffered an injury in the middle of the season that kept him out of action for a month...Ranked second on his team in points per game (1.1), third in assists, fourth in points and seventh in goals.

INTERNATIONAL PLAY: Played for Team Canada at the following tournaments: World Junior Championships (2020, 7 GP, 0-2=2, gold medal)...World U18 Championships (2018, 3 GP, 1-0=1, plus-1).

CAREER STATISTICS

SEASON	TEAM	LEAGUE	REGULAR SEASON					PLAYOFFS				
			GP	G	A	PTS	PIM	GP	G	A	PTS	PIM
2016-17	Owen Sound Attack	OHL	56	8	13	21	14	17	3	1	4	6
2017-18	Owen Sound Attack	OHL	68	31	34	65	12	11	3	4	7	4
2018-19	Owen Sound Attack	OHL	68	26	36	62	34	5	3	1	4	2
2018-19	Ontario Reign	AHL	6	0	2	2	4	—	—	—	—	—
2019-20	Owen Sound Attack	OHL	48	15	38	53	28	—	—	—	—	—

SEAN DURZI (SHAWN DURZEE)



Position: Defense **Shoots:** Right
Height: 6-0 **Weight:** 185
Age: 22 (Turns 23 on Oct. 21, 2021)
Birthplace: Mississauga, Ontario (Oct. 21, 1998)

ACQUIRED BY KINGS:

From TOR with Carl Grundstrom and a 2019 first-round pick for Jake Muzzin on Jan. 28, 2019.


2019-20: Made his professional debut with the Ontario Reign (AHL)...Posted 14 points (2-12=14) in 39 games during his rookie season...Among Reign rookies he ranked fifth in points and tied for fourth in assists.

TRANSACTIONS: Selected by TOR in the second round (52nd overall) in the 2018 NHL Entry Draft.

CAREER STATISTICS

SEASON	TEAM	LEAGUE	REGULAR SEASON					PLAYOFFS				
			GP	G	A	PTS	PIM	GP	G	A	PTS	PIM
2015-16	Owen Sound Attack	OHL	45	10	6	16	19	5	0	1	1	0
2016-17	Owen Sound Attack	OHL	60	2	36	38	24	17	1	8	9	8
2017-18	Owen Sound Attack	OHL	40	15	34	49	12	11	4	12	16	4
2018-19	Owen Sound Attack	OHL	18	3	14	17	19	—	—	—	—	—
2018-19	Guelph Storm	OHL	17	8	12	20	6	24	3	24	27	14
2019-20	Ontario Reign	AHL	39	2	12	14	20	—	—	—	—	—

MIKEY EYSSIMONT (MIGHK-ee AY-see-mawnt)



Position: Center **Shoots:** Left
Height: 6-0 **Weight:** 180
Age: 24 (Turns 25 on Sept. 9, 2021)
Birthplace: Littleton, Colo. (Sept. 9, 1996)

ACQUIRED BY KINGS:


Selected by the Kings in the fifth round (142nd overall) in the 2016 NHL Draft.

2019-20: Recorded 28 points (12-16=28) in 56 games during his second year with Ontario (AHL)...Ranked tied for second on the team in points and goals, and tied for fifth in assists and power-play goals (3)...Despite the shortened season he registered career highs in goals, assists and points.

CAREER STATISTICS

SEASON	TEAM	LEAGUE	REGULAR SEASON					PLAYOFFS				
			GP	G	A	PTS	PIM	GP	G	A	PTS	PIM
2013-14	Fargo Force	USHL	58	14	16	30	64	—	—	—	—	—
2014-15	Fargo Force	USHL	46	17	19	36	46	—	—	—	—	—
2014-15	Sioux Falls Stampede	USHL	14	5	8	13	16	12	7	9	16	20
2015-16	St. Cloud State	NCAA	40	14	19	33	20	—	—	—	—	—
2016-17	St. Cloud State	NCAA	36	14	16	30	20	—	—	—	—	—
2017-18	St. Cloud State	NCAA	39	17	22	39	30	—	—	—	—	—
2017-18	Ontario Reign	AHL	3	0	1	1	0	—	—	—	—	—
2018-19	Ontario Reign	AHL	63	10	10	20	47	—	—	—	—	—
2019-20	Ontario Reign	AHL	56	12	16	28	70	—	—	—	—	—

SAMUEL FAGEMO (SAM-yewl FAG-eh-moh)



Position: Left Wing **Shoots:** Right
Height: 6-0 **Weight:** 190
Age: 20 (Turns 21 on March 14, 2021)
Birthplace: Goteborg, Sweden (March 14, 2000)

ACQUIRED BY KINGS:

Selected by the Kings in the second round (50th overall) in the 2019 NHL Draft.

2019-20: Appeared in his second full season with Frolunda HC (SHL), where he registered 22 points (13-9=22) in 42 games...His 13 goals were the most by a junior (a player 20 and under) in the league and ranked tied for third on the team...He finished second among juniors in points and seventh on his team.

INTERNATIONAL PLAY: Played for Team Sweden at the following tournaments: World Junior Championships (2020, 7 GP, 8-5=13, bronze medal, WJC All-Star Team, Led tournament in goals and points), (2019, 5 GP, 0-1=1, plus-3)...World U18 Championships (2018, 7 GP, 0-2=2, bronze medal).

CAREER STATISTICS

SEASON	TEAM	LEAGUE	REGULAR SEASON					PLAYOFFS				
			GP	G	A	PTS	PIM	GP	G	A	PTS	PIM
2016-17	Frolunda HC J20	SuperElit	8	1	1	2	4	—	—	—	—	—
2017-18	Frolunda HC J20	SuperElit	37	19	11	30	30	5	5	1	6	4
2017-18	Frolunda HC	SHL	2	0	0	0	0	—	—	—	—	—
2018-19	Frolunda HC J20	SuperElit	8	10	4	14	2	—	—	—	—	—
2018-19	Frolunda HC	SHL	42	14	11	25	6	16	6	4	10	4
2019-20	Frolunda HC	SHL	42	13	9	22	10	—	—	—	—	—

TROY GROSENICK (TROI GROHS-nihk)



Position: Goal **Catches:** Left
Height: 6-1 **Weight:** 185
Age: 31 (Turns 32 on August 27, 2021)
Birthplace: Brookfield, Wisc. (August 27, 1989)

ACQUIRED BY KINGS:

Signed by the Kings as an unrestricted free agent on Oct. 10, 2020.

2019-20: Appeared in his seventh season in the AHL and third with Milwaukee, where he played in 33 games, posting a 20-9-3 record, 2.29 GAA and .920 SV% with two shutouts...His 20 wins during the abbreviated season ranked tied for sixth in the league and through 63 games, he helped the Admirals as a team allow the fewest goals against in the league (2.24).

CAREER STATISTICS

REGULAR SEASON												
SEASON	TEAM	LEAGUE	GP	MIN	GA	SO	GAA	W	L	OTL	SVS	PCT
2013-14	Worcester Sharks	AHL	35	1,966	86	2	2.62	18	14	0	805	.903
2014-15	Worcester Sharks	AHL	36	2,167	95	1	2.63	20	13	3	915	.906
2014-15	San Jose Sharks	NHL	2	118	3	1	1.53	1	1	0	55	.948
2015-16	San Jose Barracuda	AHL	28	1,574	83	0	3.16	11	10	4	698	.894
2016-17	San Jose Barracuda	AHL	49	2,729	93	10	2.04	30	10	2	1,162	.926
2017-18	San Jose Barracuda	AHL	20	1,126	56	0	2.98	6	9	2	518	.902
2017-18	Milwaukee Admirals	AHL	7	414	19	0	2.75	3	4	0	195	.911
2018-19	Milwaukee Admirals	AHL	46	2,634	106	1	2.41	24	20	1	1,210	.919
2019-20	Milwaukee Admirals	AHL	33	1,910	73	2	2.29	20	9	3	845	.920
NHL Totals			2	118	3	1	1.53	1	1	0	55	.948
PLAYOFFS												
SEASON	TEAM	LEAGUE	GP	MIN	GA	SO	GAA	W	L	SVS	PCT	
2014-15	Worcester Sharks	AHL	2	88	5	0	3.41	1	0	39	.886	
2015-16	San Jose Barracuda	AHL	1	4	0	0	0.00	0	0	4	1.000	
2016-17	San Jose Barracuda	AHL	15	914	41	2	2.69	8	7	414	.910	
2018-19	Milwaukee Admirals	AHL	5	282	17	0	3.62	2	3	118	.874	

COLE HULTS (KOHL HUHLTS)




Position: Defense **Shoots:** Left
Height: 6-0 **Weight:** 189
Age: 22 (Turns 23 on May 22, 2021)
Birthplace: Stoughton, Wis. (May 22, 1998)
ACQUIRED BY KINGS:
 Selected by the Kings in the fifth round (134th overall) in the 2017 NHL Draft.

2019-20: Played in his junior season at Penn State University (NCAA), posting 30 points (8-22=30) and a plus-23 rating...Set career highs in goals, assists, points and plus/minus, despite the NCAA season getting cut short...He tied for 10th in nation among defensemen in points and led Nittany Lion defensemen in all major categories... Named Big 10 Player of the Year & Defensive Player of the Year in 2019-20 season... Selected as Penn St. team MVP and second-team NCAA West All-American

CAREER STATISTICS

SEASON	TEAM	LEAGUE	REGULAR SEASON					PLAYOFFS				
			GP	G	A	PTS	PIM	GP	G	A	PTS	PIM
2014-15	Madison Capitals	USHL	9	0	2	2	29	—	—	—	—	—
2015-16	Madison Capitals	USHL	54	0	8	8	65	—	—	—	—	—
2016-17	Madison Capitals	USHL	59	6	26	32	112	—	—	—	—	—
2017-18	Penn State University	NCAA	38	3	17	20	43	—	—	—	—	—
2018-19	Penn State University	NCAA	39	6	22	28	24	—	—	—	—	—
2019-20	Penn State University	NCAA	34	8	22	30	18	—	—	—	—	—

BOKO IMAMA (BOH-KOH ih-MA-ma)



Position: Left Wing **Shoots:** Left
Height: 6-1 **Weight:** 221
Age: 24 (Turns 25 on August 3, 2021)
Birthplace: Montreal, Quebec (August 3, 1996)
ACQUIRED BY KINGS:
 From TBL for a seventh round selection in the 2018 NHL Draft on May 31, 2017.

2019-20: Played in his third professional season with the Ontario Reign (AHL), where he tallied 14 points (4-10=14) and 134 penalty minutes in 50 games...He set career highs in goals, assists, points, games played and penalty minutes...Ranked second in the AHL in penalty minutes.

TRANSACTIONS: Selected by TBL in the sixth round (180th overall) in the 2015 NHL Entry Draft.

CAREER STATISTICS

SEASON	TEAM	LEAGUE	REGULAR SEASON					PLAYOFFS				
			GP	G	A	PTS	PIM	GP	G	A	PTS	PIM
2012-13	Baie-Comeau Drakkar	QMJHL	44	3	3	6	34	5	0	0	0	9
2013-14	Baie-Comeau Drakkar	QMJHL	59	7	8	15	101	13	0	4	4	14
2014-15	Baie-Comeau Drakkar	QMJHL	36	10	9	19	89	—	—	—	—	—
2014-15	Saint John Sea Dogs	QMJHL	23	3	6	9	48	5	0	1	1	6
2015-16	Saint John Sea Dogs	QMJHL	48	7	12	19	86	10	1	3	4	15
2016-17	Saint John Sea Dogs	QMJHL	66	41	14	55	105	18	8	7	15	22
2017-18	Ontario Reign	AHL	38	0	1	1	59	—	—	—	—	—
2018-19	Ontario Reign	AHL	34	3	3	6	71	—	—	—	—	—
2018-19	Manchester Monarchs	ECHL	13	1	5	6	37	10	3	2	5	6
2019-20	Ontario Reign	AHL	50	4	10	14	134	—	—	—	—	—

JACOB INGHAM (JAY-kuhb IHNG-guhm)




Position: Goal **Catches:** Left
Height: 6-4 **Weight:** 186
Age: 20 (Turns 21 on June 10, 2021)
Birthplace: Barrie, Ontario (June 10, 2000)
ACQUIRED BY KINGS:
 Selected by the Kings in the sixth round (175th overall) in the 2018 NHL Draft.

2019-20: Appeared in his fourth season in the OHL and first with the Kitchener Rangers...Posted a 33-8-5 record with a .917 SV%, 2.96 GAA and two shutouts...His 33 wins led the OHL and he ranked third in SV%, fifth in GAA and tied for sixth in shutouts... Winner of the 2019-20 Dan Snyder Memorial Trophy, awarded to the OHL Humanitarian of the Year... OHL Second All-Star Team Selection.

CAREER STATISTICS

REGULAR SEASON												
SEASON	TEAM	LEAGUE	GP	MIN	GA	SO	GAA	W	L	OTL	SVS	PCT
2016-17	Mississauga Steelheads	OHL	31	1,672	75	2	2.69	17	6	3	729	.907
2017-18	Mississauga Steelheads	OHL	43	2,413	147	0	3.65	16	22	2	1,082	.880
2018-19	Mississauga Steelheads	OHL	57	3,287	187	1	3.41	27	25	2	1,516	.890
2019-20	Kitchener Rangers	OHL	46	2,739	135	2	2.96	33	8	5	1,501	.917
PLAYOFFS												
SEASON	TEAM	LEAGUE	GP	MIN	GA	SO	GAA	W	L	SVS	PCT	
2016-17	Mississauga Steelheads	OHL	6	358	16	0	2.68	4	2	113	.876	
2017-18	Mississauga Steelheads	OHL	5	298	20	0	4.02	2	3	134	.870	
2018-19	Mississauga Steelheads	OHL	4	244	15	0	3.68	0	4	117	.886	

ARTHUR KALIYEV (AWR-thuhr KA-lee-ehv)



Position: Left Wing **Shoots:** Left
Height: 6-2 **Weight:** 190
Age: 19 (Turns 20 on June 26, 2021)
Birthplace: Tashkent, Uzbekistan (June 26, 2001)
ACQUIRED BY KINGS:
 Selected by the Kings in the second round (33rd overall) in the 2019 NHL Draft.

2019-20: Played in his third season with Hamilton (OHL), posting 98 points (44-54=98) in 57 games...Led Hamilton in goals, assists, points and power play goals (16)...Among OHL leaders, he ranked fifth in points, tied for sixth in goals and tied for third in power play goals...Won the Jim Mahon Memorial Trophy as the top scoring right winger in the OHL.... OHL First All-Star Team Selection.

INTERNATIONAL PLAY: Played for Team USA at the following tournaments: World Junior Championships (2020, 5 GP, 3-2=6, plus-4, tied for team lead in goals).

CAREER STATISTICS

SEASON	TEAM	LEAGUE	REGULAR SEASON					PLAYOFFS				
			GP	G	A	PTS	PIM	GP	G	A	PTS	PIM
2017-18	Hamilton Bulldogs	OHL	68	31	17	48	20	21	3	8	11	6
2018-19	Hamilton Bulldogs	OHL	67	51	51	102	22	4	1	1	2	0
2019-20	Hamilton Bulldogs	OHL	57	44	54	98	28	—	—	—	—	—

RASMUS KUPARI (RAZ-muhs KOOP-ahr-ee)

Position: Center **Shoots:** Right
Height: 6-1 **Weight:** 183
Age: 20 (Turns 21 on March 15, 2021)
Birthplace: Kotka, Finland (March 15, 2000)

ACQUIRED BY KINGS:

Selected by the Kings in the first round (20th overall) in the 2018 NHL Draft.

2019-20: Appeared in his first professional season with Ontario (AHL), posting eight points (6-2=8)...His season was cut short due to a knee injury he suffered in the first game of the IIHF World Junior Tournament with Team Finland.

INTERNATIONAL PLAY: Played for Team Finland at the following tournaments: World Junior Championships (2020, 1 GP, 0-0=0), (2019, 7 GP, 1-4=5, gold medal), (2018, 5 GP, 0-0=0)...World U18 Championships (2018, 4 GP, 2-1=3, gold medal), (2017, 7 GP, 0-3=3, silver medal).

CAREER STATISTICS

SEASON	TEAM	LEAGUE	REGULAR SEASON					PLAYOFFS				
			GP	G	A	PTS	PIM	GP	G	A	PTS	PIM
2016-17	Karpat U20	Jr. A SM-Liiga	22	4	10	14	6	5	2	3	5	2
2017-18	Karpat U20	Jr. A SM-Liiga	11	3	4	7	12	3	0	2	2	0
2017-18	Karpat	Liiga	39	6	8	14	12	6	0	0	0	4
2018-19	Karpat	Liiga	43	12	21	33	65	16	1	4	5	6
2019-20	Ontario Reign	AHL	27	6	2	8	9	—	—	—	—	—

JACOB MOVERARE (JAYK-ub move-uh-RAH-ray)

Position: Defense **Shoots:** Left
Height: 6-3 **Weight:** 198
Age: 22 (Turns 23 on Aug. 31, 2021)
Birthplace: Ostersund, Sweden (Aug. 31, 1998)

ACQUIRED BY KINGS:

Selected by the Kings in the fourth round (112th overall) in the 2016 NHL Draft.

2019-20: Appeared in his second season with Frolunda (SHL), where he totaled 19 points (7-12=19) and a plus-17 rating...At the time the season was paused, he ranked tied for eighth in the league in plus/minus...Set career-highs in games played, goals, assists and points.

INTERNATIONAL PLAY: Played for Team Sweden at the following tournaments: World Junior Championships (2018, 7 GP, 0-0=0, silver medal)...(World U-18 Championships (2016, 7 GP, 1-4=5, silver medal)...Other (2015 World U17 Hockey Challenge, 6 GP, 0-3=3).

CAREER STATISTICS

SEASON	TEAM	LEAGUE	REGULAR SEASON					PLAYOFFS				
			GP	G	A	PTS	PIM	GP	G	A	PTS	PIM
2014-15	HV71 J20	SuperElit	42	1	9	10	6	6	0	0	0	2
2015-16	HV71 J20	SuperElit	41	5	16	21	22	3	0	1	1	4
2016-17	Mississauga Steelheads	OHL	63	2	30	32	20	20	2	5	7	10
2017-18	Mississauga Steelheads	OHL	32	3	18	21	8	—	—	—	—	—
2018-19	Frolunda HC	SHL	42	4	3	7	10	16	3	3	6	4
2019-20	Frolunda HC	SHL	51	7	12	19	14	—	—	—	—	—

TYLER MADDEN (TIGH-luhr MA-dehn)

Position: Center **Shoots:** Right
Height: 5-11 **Weight:** 152
Age: 21 (Turns 22 on Nov. 9, 2021)
Birthplace: Albany, N.Y. (Nov. 9, 1999)

ACQUIRED BY KINGS:

From VAN with Tim Schaller, a second round pick in the 2020 NHL Draft and a conditional fourth round pick in the 2022 NHL Draft for Tyler Toffoli.


2019-20: Appeared in his sophomore season with Northeastern University (NCAA), where he posted 37 points (19-18=37) and a plus-4 rating in 27 games with the Huskies...Led the team in goals and points, and ranked tied for second in assists.

TRANSACTIONS: Selected by VAN in the third round (68th overall) in the 2018 NHL Draft.

INTERNATIONAL PLAY: Played for Team USA at the following tournaments: World Junior Championships (2019, 7 GP, 3-1=4, silver medal).

CAREER STATISTICS

SEASON	TEAM	LEAGUE	REGULAR SEASON					PLAYOFFS				
			GP	G	A	PTS	PIM	GP	G	A	PTS	PIM
2017-18	Central Illinois Flying Aces	USHL	18	6	8	14	20	—	—	—	—	—
2017-18	Tri-City Storm	USHL	32	9	11	20	24	—	—	—	—	—
2018-19	Northeastern University	NCAA	36	12	16	28	8	—	—	—	—	—
2019-20	Northeastern University	NCAA	27	19	18	37	34	—	—	—	—	—

MARKUS PHILLIPS (MAHR-kuhs FIH-lihps)

Position: Defense **Shoots:** Left
Height: 6-0 **Weight:** 202
Age: 21 (Turns 22 on March 21, 2021)
Birthplace: Toronto, Ontario (March 21, 1999)

ACQUIRED BY KINGS:

Selected by the Kings in the fourth round (118th overall) in the 2017 NHL Draft.

2019-20: Split his season between three different teams...Started the season in Ontario (AHL), going scoreless in five games...Played in 20 games with Fort Wayne (ECHL), totaling six points (0-6=6)...Assigned to London (OHL) where he finished the season with 11 points (3-8=11) and a plus-26 rating.

INTERNATIONAL PLAY: Played for Team Canada at the following tournaments: World Junior Championships (2019, 5 GP, 0-3=3, plus-4)...World U18 Championships (2016, 7 GP, 0-2=2).

CAREER STATISTICS

SEASON	TEAM	LEAGUE	REGULAR SEASON					PLAYOFFS				
			GP	G	A	PTS	PIM	GP	G	A	PTS	PIM
2015-16	Owen Sound Attack	OHL	63	3	9	12	22	6	0	0	0	2
2016-17	Owen Sound Attack	OHL	66	13	30	43	44	17	0	5	5	10
2017-18	Owen Sound Attack	OHL	68	10	29	39	34	10	0	3	3	4
2018-19	Owen Sound Attack	OHL	31	2	8	10	28	—	—	—	—	—
2018-19	Guelph Storm	OHL	31	3	13	16	20	24	2	2	4	8
2019-20	Ontario Reign	AHL	5	0	0	0	4	—	—	—	—	—
2019-20	Fort Wayne Komets	ECHL	20	0	6	6	18	—	—	—	—	—
2019-20	London Knights	OHL	25	3	8	11	13	—	—	—	—	—

DRAKE RYMSHA (DRAYK RIHM-shah)




Position: Center **Shoots:** Right
Height: 6-0 **Weight:** 187
Age: 22 (Turns 23 on Aug. 6, 2021)
Birthplace: Huntington Woods, Mich. (Aug. 6, 1998)
ACQUIRED BY KINGS:
 Selected by the Kings in the fifth round (138th overall) in the 2017 NHL Draft.

2019-20: Played in his second professional season, splitting the year between the Ontario Reign (AHL) and the Fort Wayne Komets (ECHL)...With Ontario he posted one point (0-1=1) in 11 games...Went on to total 17 points (9-8=17) in 24 games with Fort Wayne.

CAREER STATISTICS

SEASON	TEAM	LEAGUE	REGULAR SEASON					PLAYOFFS				
			GP	G	A	PTS	PIM	GP	G	A	PTS	PIM
2014-15	London Knights	OHL	62	5	7	12	51	10	0	0	0	8
2015-16	London Knights	OHL	4	0	0	0	4	—	—	—	—	—
2015-16	Ottawa 67's	OHL	28	3	6	9	24	5	0	0	0	0
2016-17	Ottawa 67's	OHL	37	15	14	29	41	—	—	—	—	—
2016-17	Sarnia Sting	OHL	28	20	13	33	39	4	1	2	3	17
2017-18	Sarnia Sting	OHL	68	31	42	73	70	12	3	6	9	10
2018-19	Ontario Reign	AHL	26	1	3	4	36	—	—	—	—	—
2018-19	Manchester Monarchs	ECHL	35	8	5	13	24	8	1	1	2	2
2019-20	Ontario Reign	AHL	11	0	1	1	10	—	—	—	—	—
2019-20	Fort Wayne Komets	ECHL	24	9	8	17	23	—	—	—	—	—

JOHAN SODERGRAN (YOH-hahn SOH-duhr-gran)



Position: Right Wing **Shoots:** Left
Height: 6-3 **Weight:** 205
Age: 21 (Turns 22 on Nov. 20, 2021)
Birthplace: Stockholm, Sweden (Nov. 20, 1999)
ACQUIRED BY KINGS:
 Selected by the Kings in the sixth round (165th overall) in the 2018 NHL Draft.

2019-20: Made his professional debut with Ontario (AHL) where he posted seven points (2-5=7) in 48 games with the Reign.

INTERNATIONAL PLAY: Played for Team Sweden at the following tournaments: World Junior Championships (2019, 4 GP, 0-0=0).

CAREER STATISTICS

SEASON	TEAM	LEAGUE	REGULAR SEASON					PLAYOFFS				
			GP	G	A	PTS	PIM	GP	G	A	PTS	PIM
2015-16	Linköping HC J20	SuperElit	3	1	0	1	2	—	—	—	—	—
2016-17	Linköping HC J20	SuperElit	30	2	9	11	6	2	1	1	2	0
2016-17	Linköping HC	SHL	1	0	0	0	0	—	—	—	—	—
2017-18	Linköping HC J20	SuperElit	37	17	16	33	10	3	2	0	2	0
2017-18	Linköping HC	SHL	20	0	0	0	0	4	0	0	0	0
2018-19	Linköping HC J20	SuperElit	2	0	1	1	0	6	2	1	3	0
2018-19	Linköping HC	SHL	42	8	5	13	4	—	—	—	—	—
2019-20	Ontario Reign	AHL	48	2	5	7	8	—	—	—	—	—

JORDAN SPENCE (JOHR-duhn SPEHNS)



Position: Defense **Shoots:** Right
Height: 5-10 **Weight:** 164
Age: 19 (Turns 20 on Feb. 24, 2021)
Birthplace: Sydney, Australia (Feb. 24, 2001)
ACQUIRED BY KINGS:
 Selected by the Kings in the fourth round (95th overall) in the 2019 NHL Draft.


2019-20: Appeared in 60 games during his second season in the QMJHL with Moncton, posting 52 points (9-43=52) and a plus-49 rating...Among league defensemen, he ranked second in assists, fourth in points and first in plus/minus on his way to being awarded the Emile Bouchard Trophy as Defenseman of the Year... Selected to QMJHL First All-Star Team.

INTERNATIONAL PLAY: Played for Team Canada at the following tournaments: World U18 Championships (2019, 7 GP, 1-2=3, plus-5).

CAREER STATISTICS

SEASON	TEAM	LEAGUE	REGULAR SEASON					PLAYOFFS				
			GP	G	A	PTS	PIM	GP	G	A	PTS	PIM
2017-18	Summerside Western	MJAHL	50	13	39	52	16	12	4	13	17	18
2018-19	Moncton Wildcats	QMJHL	68	6	43	49	18	4	1	3	4	0
2019-20	Moncton Wildcats	QMJHL	60	9	43	52	28	—	—	—	—	—

AUSTIN STRAND (AW-stin STRAND)



Position: Defense **Shoots:** Right
Height: 6-4 **Weight:** 216
Age: 23 (Turns 24 on Feb. 17, 2021)
Birthplace: Calgary, Alberta (Feb. 17, 1997)
ACQUIRED BY KINGS:
 Signed by the Kings as an unrestricted free agent on Nov. 27, 2017.

2019-20: Played his second season with Ontario (AHL), posting 15 points (8-7-15) in 41 games... Finished the season tied for second among defensemen in goals and tied for fourth among blueliners in points.

CAREER STATISTICS

SEASON	TEAM	LEAGUE	REGULAR SEASON					PLAYOFFS				
			GP	G	A	PTS	PIM	GP	G	A	PTS	PIM
2014-15	Red Deer Rebels	WHL	54	4	9	13	44	—	—	—	—	—
2015-16	Red Deer Rebels	WHL	71	2	11	13	49	17	2	1	3	13
2016-17	Red Deer Rebels	WHL	38	1	14	15	12	—	—	—	—	—
2016-17	Seattle Thunderbirds	WHL	36	8	9	17	62	20	4	10	14	34
2017-18	Seattle Thunderbirds	WHL	69	25	39	64	75	5	1	2	3	10
2018-19	Ontario Reign	AHL	43	7	11	18	30	—	—	—	—	—
2018-19	Manchester Monarchs	ECHL	9	1	2	3	9	—	—	—	—	—
2019-20	Ontario Reign	AHL	41	8	7	15	30	—	—	—	—	—

AKIL THOMAS (ah-KEEL TOM-iss)



Position: Center **Shoots:** Right
Height: 6-0 **Weight:** 171
Age: 20 (Turns 21 on Jan. 2, 2021)
Birthplace: Toronto, Ontario (Jan. 2, 2000)

ACQUIRED BY KINGS:

Selected by the Kings in the second round (51st overall) in the 2018 NHL Draft.

2019-20: Played in his fourth season with Niagara (OHL), serving as the team's captain...Posted 44 points (15-29=44) in 27 games before being traded to Peterborough...Played in 22 games with the Petes where he totaled 40 points (9-31=40) and a plus-17 rating...His 60 total assists ranked tied for fifth in the league.

INTERNATIONAL PLAY: Played for Team Canada at the following tournaments: World Junior Championships (7 GP, 1-1=2, gold medal, scored the gold medal winning goal); World U18 Championships (2018, 4 GP, 1-1=2), (2017, 5 GP, 0-0=0).

CAREER STATISTICS

SEASON	TEAM	LEAGUE	REGULAR SEASON					PLAYOFFS				
			GP	G	A	PTS	PIM	GP	G	A	PTS	PIM
2016-17	Niagara IceDogs	OHL	61	21	27	48	17	4	0	0	0	0
2017-18	Niagara IceDogs	OHL	68	22	59	81	36	10	5	6	11	6
2018-19	Niagara IceDogs	OHL	63	38	64	102	40	8	3	3	6	4
2019-20	Niagara IceDogs	OHL	27	15	29	44	30	—	—	—	—	—
2019-20	Peterborough Petes	OHL	22	9	31	40	26	—	—	—	—	—

ALEX TURCOTTE (AL-ehx TUHR-kawt)



Position: Center **Shoots:** Left
Height: 5-11 **Weight:** 185
Age: 19 (Turns 20 on Feb. 26, 2021)
Birthplace: Island Lake, Illinois (Feb. 26, 2001)

ACQUIRED BY KINGS:


Selected by the Kings in the first round (5th overall) in the 2019 NHL Draft.

2019-20: Appeared in his freshman season with the University of Wisconsin (NCAA), posting 26 points (9-17=26) in 29 games...Missed games in the middle of the shortened season due to injury...Ranked third on the team in points while also tying for third in both goals and assists... His .897 points-per-game also ranked second on the Badgers and sixth among college freshmen nationwide.

CAREER STATISTICS

SEASON	TEAM	LEAGUE	REGULAR SEASON					PLAYOFFS				
			GP	G	A	PTS	PIM	GP	G	A	PTS	PIM
2017-18	U.S. National U17 Team	USDP	39	15	32	47	14	—	—	—	—	—
2017-18	U.S. National U18 Team	USDP	19	3	13	16	8	—	—	—	—	—
2018-19	U.S. National U18 Team	USDP	37	27	35	62	22	—	—	—	—	—
2019-20	University of Wisconsin	NCAA	29	9	17	26	20	—	—	—	—	—

GABRIEL VILARDI (GAYB vih-LAHR-dee)



Position: Center **Shoots:** Right
Height: 6-3 **Weight:** 201
Age: 21 (Turns 22 on Aug. 16, 2021)
Birthplace: Kingston, Ontario (Aug. 16, 1999)

ACQUIRED BY KINGS:

Selected by the Kings in the first round (11th overall) in the 2017 NHL Draft.

2019-20: Returned after missing much of the last two seasons due to injury...Started the season with Ontario (AHL), posting 25 points (9-16=25) in 32 games with the Reign...Made his NHL debut, Feb. 20 vs. FLA...He scored a goal on his first career NHL shot, just 10 seconds into his first shift, it is the second fastest goal to start a career since the NHL began tracking shifts in 2009-10...He tallied two points in his first game (1-1=2), which tied the fourth most by a King in their first game in franchise history...He scored 1:36 into his first game, which marks the 19th fastest goal to start a career in NHL history...Totaled seven points (3-4=7) in 10 games with the Kings, including finishing the season on a three-game point streak (2-2=4), March 7-11.

CAREER STATISTICS

SEASON	TEAM	LEAGUE	REGULAR SEASON					PLAYOFFS				
			GP	G	A	PTS	PIM	GP	G	A	PTS	PIM
2015-16	Windsor Spitfires	OHL	62	17	21	38	14	5	1	3	4	2
2016-17	Windsor Spitfires	OHL	49	29	32	61	12	7	2	4	6	4
2017-18	Kingston Frontenacs	OHL	32	22	36	58	14	16	11	11	22	14
2018-19	Ontario Reign	AHL	4	0	1	1	0	—	—	—	—	—
2019-20	Ontario Reign	AHL	32	9	16	25	14	—	—	—	—	—
2019-20	Los Angeles Kings	NHL	10	3	4	7	4	—	—	—	—	—
NHL/KINGS Totals			10	3	4	7	4	—	—	—	—	—

MATTHEW VILLALTA (MA-thew vihl-AL-ta)



Position: Goal **Catches:** Left
Height: 6-3 **Weight:** 165
Age: 21 (Turns 22 on June 3, 2021)
Birthplace: Kingston, Ontario (June 3, 1999)

ACQUIRED BY KINGS:

Selected by the Kings in the third round (72nd overall) in the 2017 NHL Draft.

2019-20: Made his professional debut, starting the season with Ontario (AHL) where he posted a 10-6-2 record, a .889 SV% and a 3.27 GAA...Also played in eight games with Fort Wayne (ECHL) where he registered a 4-3-1 record, a .864 SV% and a 3.85 GAA.

CAREER STATISTICS

REGULAR SEASON												
SEASON	TEAM	LEAGUE	GP	MIN	GA	SO	GAA	W	L	OTL	SVS	PCT
2016-17	SSM Greyhounds	OHL	33	1,795	72	1	2.41	25	3	0	801	.918
2017-18	SSM Greyhounds	OHL	49	2,904	125	3	2.58	40	5	2	1,238	.908
2018-19	SSM Greyhounds	OHL	51	2,930	148	1	3.03	33	12	5	1,376	.903
2019-20	Ontario Reign	AHL	22	1,157	63	0	3.27	10	6	2	559	.899
2019-20	Fort Wayne Komets	ECHL	8	468	30	0	3.85	4	3	1	191	.864
PLAYOFFS												
SEASON	TEAM	LEAGUE	GP	MIN	GA	SO	GAA	W	L	SVS	PCT	
2016-17	SSM Greyhounds	OHL	2	100	7	0	4.20	1	1	37	.841	
2017-18	SSM Greyhounds	OHL	24	1,416	78	1	3.30	14	9	654	.893	
2018-19	SSM Greyhounds	OHL	11	630	36	1	3.43	6	5	277	.885	

MARTIN CHROMIAK



Position: Right Wing
Shoots: Right
Height: 6-0
Weight: 187
Age: 18 (Turns 19 on August 20, 2021)
Birthplace: Ilava, Slovakia (August 20, 2002)
ACQUIRED BY KINGS:
 Selected by the Kings in the fifth round (128th overall) in the 2020 NHL Draft

CAREER STATISTICS

SEASON	TEAM	LEAGUE	REGULAR SEASON					PLAYOFFS				
			GP	G	A	PTS	PIM	GP	G	A	PTS	PIM
2018-19	HK Dukla Trencin U20	Slovakia U20	39	22	24	46	8	15	9	8	17	4
2018-19	HK Dukla Trencin	Slovakia	2	0	1	1	0	--	--	--	--	--
2019-20	HK Dukla Trencin	Slovakia	32	5	1	6	12	--	--	--	--	--
2019-20	Kingston Frontenacs	OHL	28	11	22	33	2	--	--	--	--	--

BROCK FABER



Position: Defense
Catches: Right
Height: 6-0
Weight: 194
Age: 18 (Turns 19 on August 22, 2021)
Birthplace: Maple Grove, Minn. (August 22, 2002)
ACQUIRED BY KINGS:
 Selected by the Kings in the second round (45th overall) in the 2020 NHL Draft.

CAREER STATISTICS

SEASON	TEAM	LEAGUE	REGULAR SEASON					PLAYOFFS				
			GP	G	A	PTS	PIM	GP	G	A	PTS	PIM
2018-19	U.S. National U17 Team	USDP	56	3	12	15	15	--	--	--	--	--
2018-19	U.S. National U18 Team	USDP	1	0	0	0	2	--	--	--	--	--
2019-20	U.S. National U18 Team	USDP	46	3	9	12	16	--	--	--	--	--

ALEXANDER DERGACHYOV



Position: Center
Shoots: Left
Height: 6-5
Weight: 216
Age: 24 (Turns 25 on Sept. 27, 2021)
Birthplace: Langeepas, Russia (Sept. 27, 1996)
ACQUIRED BY KINGS:
 Selected by the Kings in the third round (74th overall) in the 2015 NHL Draft.

CAREER STATISTICS

SEASON	TEAM	LEAGUE	REGULAR SEASON					PLAYOFFS				
			GP	G	A	PTS	PIM	GP	G	A	PTS	PIM
2012-13	Sputnik Almetievsk	MHL B	12	1	1	2	24	7	0	2	2	4
2013-14	SKA-1946 St. Petersburg	MHL	46	12	9	21	30	10	1	1	2	2
2014-15	SKA-1946 St. Petersburg	MHL	45	10	29	39	52	19	11	7	18	10
2015-16	SKA St. Petersburg	KHL	33	2	0	2	4	15	0	1	1	4
2016-17	SKA St. Petersburg	KHL	31	0	3	3	24	9	0	0	0	27
2017-18	SKA St. Petersburg	KHL	5	1	1	2	4	4	0	0	0	2
2017-18	Spartak Moskva	KHL	31	6	5	11	8	4	0	0	0	2
2018-19	SKA St. Petersburg	KHL	31	5	2	7	28	4	0	0	0	2
2019-20	SKA-Neva St. Petersburg	VHL	4	1	0	1	2	10	3	5	8	12

HELGE GRANS



Position: Defense
Shoots: Right
Height: 6-3
Weight: 194
Age: 18 (Turns 19 on May 10, 2021)
Birthplace: Ljungby, Sweden (May 10, 2002)
ACQUIRED BY KINGS:
 Selected by the Kings in the second round (35th overall) in the 2020 NHL Draft.

CAREER STATISTICS

SEASON	TEAM	LEAGUE	REGULAR SEASON					PLAYOFFS				
			GP	G	A	PTS	PIM	GP	G	A	PTS	PIM
2018-19	Malmö Redhawks J20	J20 SuperElit	34	5	12	17	12	2	0	0	0	0
2018-19	Malmö Redhawks	SHL	5	0	0	0	0	--	--	--	--	--
2019-20	Malmö Redhawks J20	J20 SuperElit	27	4	23	27	10	--	--	--	--	--
2019-20	Malmö Redhawks	SHL	21	1	2	3	4	--	--	--	--	--

BRADEN DOYLE



Position: Defense
Shoots: Left
Height: 5-11
Weight: 163
Age: 19 (Turns 20 on August 24, 2021)
Birthplace: Lynnfield, Mass. (August 24, 2001)
ACQUIRED BY KINGS:
 Selected by the Kings in the sixth round (157th overall) in the 2019 NHL Draft.

CAREER STATISTICS

SEASON	TEAM	LEAGUE	REGULAR SEASON					PLAYOFFS				
			GP	G	A	PTS	PIM	GP	G	A	PTS	PIM
2016-17	Lawrence Academy	USHS	27	4	14	18	--	--	--	--	--	--
2017-18	Lawrence Academy	USHS	31	5	19	24	--	--	--	--	--	--
2018-19	Lawrence Academy	USHS	28	5	24	29	12	--	--	--	--	--
2018-19	Dubuque Fighting Saints	USHL	5	0	1	1	0	--	--	--	--	--
2019-20	Dubuque Fighting Saints	USHL	48	7	25	32	14	--	--	--	--	--

DAVID HRENAK



Position: Goal
Catches: Left
Height: 6-2
Weight: 192
Age: 22 (Turns 23 on May 5, 2021)
Birthplace: Povazska Bystrica, Slovakia (May 5, 1998)
ACQUIRED BY KINGS:
 Selected by the Kings in the fifth round (144th overall) in the 2018 NHL Draft.

CAREER STATISTICS

SEASON	TEAM	LEAGUE	REGULAR SEASON									
			GP	MIN	GA	SO	GAA	W	L	OTL	SVS	PCT
2016-17	Green Bay Gamblers	USHL	33	1,878	70	4	2.24	15	14	1	842	.923
2017-18	St. Cloud State	NCAA	25	1,419	50	3	2.11	14	7	2	565	.919
2018-19	St. Cloud State	NCAA	31	1,815	66	4	2.18	23	5	2	639	.906
2019-20	St. Cloud State	NCAA	32	1,801	83	2	2.77	12	11	5	801	.906

AATU JAMSEN



Position: Right Wing
Shoots: Left
Height: 6-2
Weight: 157
Age: 18 (Turns 19 on July 22, 2021)
Birthplace: Lahti, Finland (July 22, 2002)
ACQUIRED BY KINGS:
 Selected by the Kings in the seventh round (190th overall) in the 2020 NHL Draft.

CAREER STATISTICS

SEASON	TEAM	LEAGUE	REGULAR SEASON					PLAYOFFS				
			GP	G	A	PTS	PIM	GP	G	A	PTS	PIM
2017-18	Pelicans U18	U18 SM-sarja	1	0	0	0	0	—	—	—	—	—
2018-19	Pelicans U18	U18 SM-sarja	36	9	14	23	14	2	1	1	2	0
2019-20	Pelicans U18	U18 SM-sarja	24	21	26	47	10	—	—	—	—	—
2019-20	Pelicans U20	Jr. A SM-liiga	2	0	0	0	0	—	—	—	—	—

JUHO MARKKANEN



Position: Goal
Catches: Left
Height: 6-2
Weight: 146
Age: 18 (Turns 19 on April 6, 2021)
Birthplace: Edmonton, Alberta (April 6, 2002)
ACQUIRED BY KINGS:
 Selected by the Kings in the fourth round (112th overall) in the 2020 NHL Draft.

CAREER STATISTICS

SEASON	TEAM	LEAGUE	REGULAR SEASON										
			GP	MIN	GA	SO	GAA	W	L	OTL	SVS	PCT	
2018-19	SaiPa U18	U18 SM-sarja	32	—	—	—	—	—	—	—	—	.896	
2019-20	SaiPa U18	U18 SM-sarja	8	—	—	—	2.88	—	—	—	—	.921	
2019-20	SaiPa U18	U18 Mestis Q	9	—	—	—	2.11	—	—	—	—	.915	
2019-20	Saipa U20	Jr. A SM-liiga	18	—	—	—	—	—	—	—	—	.881	
2019-20	Kettera	Mestis	2	125	2	0	0.96	1	0	1	52	.962	

ALEX LAFERRIERE



Position: Right Wing
Shoots: Right
Height: 6-1
Weight: 181
Age: 19 (Turns 20 on Oct. 28, 2021)
Birthplace: Chatham, N.J. (Oct. 28, 2001)
ACQUIRED BY KINGS:
 Selected by the Kings in the third round (83rd overall) in the 2020 NHL Draft.

CAREER STATISTICS

SEASON	TEAM	LEAGUE	REGULAR SEASON					PLAYOFFS				
			GP	G	A	PTS	PIM	GP	G	A	PTS	PIM
2018-19	Des Moines Buccaneers	USHL	12	0	0	0	0	—	—	—	—	—
2018-19	Kent School	USHS	27	19	34	53	—	—	—	—	—	—
2019-20	Des Moines Buccaneers	USHL	42	19	26	45	42	—	—	—	—	—

BEN MEEHAN



Position: Defense
Shoots: Left
Height: 6-0
Weight: 190
Age: 19 (Turns 20 on April 20, 2021)
Birthplace: Walpole, Mass. (April 20, 2001)
ACQUIRED BY KINGS:
 Selected by the Kings in the fifth round (140th overall) in the 2020 NHL Draft.

CAREER STATISTICS

SEASON	TEAM	LEAGUE	REGULAR SEASON					PLAYOFFS				
			GP	G	A	PTS	PIM	GP	G	A	PTS	PIM
2016-17	Dexter Southfield School	USHS	29	3	6	9	—	—	—	—	—	—
2017-18	Dexter Southfield School	USHS	17	0	9	9	—	—	—	—	—	—
2018-19	Dexter Southfield School	USHS	30	8	19	27	—	—	—	—	—	—
2019-20	Cedar Rapids RoughRiders	USHL	25	8	10	18	36	—	—	—	—	—

ANDRE LEE



Position: Left Wing
Shoots: Left
Height: 6-4
Weight: 206
Age: 20 (Turns 21 on July 26, 2021)
Birthplace: Karlstad, Sweden (July 26, 2000)
ACQUIRED BY KINGS:
 Selected by the Kings in the seventh round (188th overall) in the 2019 NHL Draft.

CAREER STATISTICS

SEASON	TEAM	LEAGUE	REGULAR SEASON					PLAYOFFS				
			GP	G	A	PTS	PIM	GP	G	A	PTS	PIM
2016-17	Farjestad BK J20	SuperElit	1	0	0	0	4	—	—	—	—	—
2017-18	Farjestad BK J20	SuperElit	8	1	0	1	2	1	0	0	0	0
2018-19	Sioux Falls Stampede	USHL	61	20	15	35	59	12	6	5	11	10
2019-20	Univ. of Massachusetts-Lowell	NCAA	33	8	12	20	30	—	—	—	—	—


KIM NOUSIAINEN



Position: Defense
Shoots: Left
Height: 5-9
Weight: 170
Age: 20 (Turns 21 on Nov. 14, 2021)
Birthplace: Kuopio, Finland (Nov. 14, 2000)
ACQUIRED BY KINGS: Selected by the Kings in the fourth round (119th overall) in the 2019 NHL Draft.

CAREER STATISTICS

SEASON	TEAM	LEAGUE	REGULAR SEASON					PLAYOFFS				
			GP	G	A	PTS	PIM	GP	G	A	PTS	PIM
2016-17	Kalpa U20	Jr. A SM-Liiga	14	1	5	6	4	3	0	2	2	0
2017-18	Kalpa U20	Jr. A SM-Liiga	42	3	26	29	48	12	1	3	4	31
2018-19	Kalpa U20	Jr. A SM-Liiga	32	8	20	28	36	7	0	7	7	27
2018-19	KalPa	Liiga	6	0	0	0	4	—	—	—	—	—
2019-20	KalPa	Liiga	51	6	13	19	26	—	—	—	—	—




Position: Goal
Catches: Left
Height: 6-4
Weight: 185
Age: 19 (Turns 20 on March 15, 2021)
Birthplace: Neratovice, Czech Republic (March 15, 2001)
ACQUIRED BY KINGS:
 Selected by the Kings in the third round (87th overall) in the 2019 NHL Draft.

CAREER STATISTICS

SEASON	TEAM	LEAGUE	REGULAR SEASON					PLAYOFFS				
			GP	G	A	PTS	PIM	GP	G	A	PTS	PIM
2018-19	Liberec U19	Czech U19	32	1,973	—	4	2.85	15	17	0	—	.917
2019-20	Spokane Chiefs	WHL	32	1,866	85	1	2.73	22	7	2	934	.917

BULAT SHAFIGULLIN



Position: Left Wing
Shoots: Left
Height: 6-1
Weight: 163
Age: 21 (Turns 22 on Dec. 29, 2021)
Birthplace: Nizhnekamsk, Russia (Dec. 29, 1999)
ACQUIRED BY KINGS:
 Selected by the Kings in the third round (82nd overall) in the 2018 NHL Draft.

CAREER STATISTICS

SEASON	TEAM	LEAGUE	REGULAR SEASON					PLAYOFFS				
			GP	G	A	PTS	PIM	GP	G	A	PTS	PIM
2016-17	Reaktor Nizhnekamsk	MHL	48	6	12	18	12	11	3	0	3	4
2017-18	Reaktor Nizhnekamsk	MHL	22	20	16	36	4	9	4	11	15	10
2017-18	Neftekhimik Nizhnekamsk	KHL	17	0	2	2	0	1	0	0	0	27
2018-19	Neftekhimik Nizhnekamsk	KHL	31	0	2	2	14	—	—	—	—	—
2018-19	Reaktor Nizhnekamsk	MHL	24	14	18	32	34	4	0	3	3	2
2019-20	Neftekhimik Nizhnekamsk	KHL	2	0	0	0	0	—	—	—	—	—
2019-20	Reaktor Nizhnekamsk	MHL	16	11	11	22	12	—	—	—	—	—

KASPER SIMONTAIVAL



Position: Right Wing
Shoots: Right
Height: 5-9
Weight: 172
Age: 18 (Turns 19 on Jan. 11, 2021)
Birthplace: Tampere, Finland (Jan. 11, 2002)
ACQUIRED BY KINGS:
 Selected by the Kings in the third round (66th overall) in the 2020 NHL Draft.

CAREER STATISTICS

SEASON	TEAM	LEAGUE	REGULAR SEASON					PLAYOFFS				
			GP	G	A	PTS	PIM	GP	G	A	PTS	PIM
2016-17	Tappara U18	U18 SM-sarja	11	2	5	7	2	—	—	—	—	—
2017-18	Tappara U18	U18 SM-sarja	28	17	20	37	18	4	4	6	10	2
2017-18	Tappara U20	Jr. A SM-liiga	2	0	0	0	0	—	—	—	—	—
2018-19	Tappara U20	Jr. A SM-liiga	27	9	18	27	10	—	—	—	—	—
2018-19	Tappara	Liiga	5	0	2	2	0	—	—	—	—	—
2019-20	Tappara U20	Jr. A SM-liiga	48	25	32	57	28	3	1	6	7	6
2019-20	Tappara	Liiga	4	0	0	0	0	—	—	—	—	—
2019-20	Koovee	Mestis	6	1	3	4	6	—	—	—	—	—



KINGS 2020 NHL DRAFT SELECTIONS

RD/PICK	PLAYER	POS	HT	WT	AGE*	2019-20 CLUB	GP	G	A	PTS	PIM
1/2nd	Quinton Byfield	F	6-4	215	18	Sudbury (OHL)	45	32	50	82	44
2/35th	Helge Grans	D	6-2	206	18	Malmö (SHL) Malmö J20 (SuperElit)	21 27	1 4	2 23	3 27	4 10
2/45th	Brock Faber	D	6-0	190	18	U.S. National U18 Team (USDP)	46	3	9	12	16
3/66th	Kasper Simontaival	F	5-9	177	18	Tappara (Liiga) Tappara U20 (Jr. A SM-liiga)	4 48	0 25	0 32	0 57	0 28
3/83rd	Alex Laferriere	F	6-0	173	18	Des Moines (USHL)	42	19	26	45	42
5/128th	Martin Chromiak	F	6-0	187	18	HK Dukla Trencin (Slovakia) Kingston (OHL)	32 28	5 11	1 22	6 33	12 2
5/140th	Ben Meehan	D	6-0	178	19	Cedar Rapids (USHL)	25	8	10	18	36
7/190th	Aatu Jämsen	F	6-1	154	18	Pelicans U18 (U18 SM-sarja) Pelicans U20 (Jr. A SM-liiga)	24 2	21 0	26 0	47 0	10 0
RD/PICK	GOALTENDER	POS	HT	WT	AGE*	2019-20 CLUB	GP	W	L	OTL	GAA
4/112th	Juho Markkanen	G	6-2	146	18	SaiPa U120 (Jr. A SM-liiga)	18	-	-	-	-

* Age when drafted.

IN A LEAGUE OF ITS OWN



TOYOTA



SOUTHERN CALIFORNIA TOYOTA DEALERS
PROUD SPONSOR SINCE 1989

THE ALL-NEW 2021 SIENNA HYBRID

Spectrum
mobile™

Proud Partner of



LA KINGS 2020 - 2021 MEDIA GUIDE

ALL-TIME RECORDS

— **UNLIMITED** —
TALK, TEXT & DATA

\$45 /MO
TAXES & FEES
INCLUDED

5G

**NATIONWIDE
INCLUDED**

1-844-977-7328 | SpectrumMobile.com

Spectrum Internet required. Auto-pay required. Visit spectrummobile.com/plans for details. Taxes and fees included. Unlimited: Reduced speeds after 20 GB of usage per line. Unlimited plans include up to 5 GB mobile hotspot use per line during a billing cycle, with speeds reduced down to a maximum of 600 Kbps for mobile hotspot use after 5 GB for the rest of the billing cycle for that line. 5G device needed to access 5G service. To access 5G, 5G compatible phone and 5G service required. Not all 5G capable phones compatible with all 5G service. Speeds may vary. Service not available in all areas. Restrictions apply. ©2020 Charter Communications.

LA KINGS

KINGS ALL-TIME OWNERS

Name	Years
Jack Kent Cooke	1966-79
Dr. Jerry Buss	1979-88
Bruce P. McNall	1988-94
Jeffrey P. Sudikoff and Joseph M. Cohen	1994-95
Philip F. Anschutz and Edward P. Roski	1995 to present

KINGS ALL-TIME GENERAL MANAGERS

Name	Dates	Regular Season			Postseason		
		Games	W-L-OT	PTS	PCT	Games	W-L
Larry Regan	May 17, 1967 through Dec. 17, 1973.	489	154-268-67	375	.383	18	7-11
Jake Milford	Dec. 17, 1973 through May 26, 1977.	289	138-98-53	329	.569	26	11-15
George Maguire	May 28, 1977 through Jan. 30, 1984.	532	204-237-91	499	.469	22	6-16
Rogie Vachon	Jan. 30, 1984 through June 25, 1992.	668	283-306-79	645	.483	52	18-34
Nick Beverley	June 25, 1992 through May 18, 1994.	168	66-80-22	154	.458	24	13-11
Sam McMaster	May 24, 1994 through April 22, 1997.	212	68-106-38	174	.410	—	—
Dave Taylor	April 22, 1997 through April 18, 2006.	656	290-261-105	685	.522	28	10-18
Dean Lombardi	April 21, 2006 through April 10, 2017.	868	425-339-104	954	.550	81	46-35
Rob Blake	April 10, 2017 to present.	234	105-106-23	233	.498	4	0-4

KINGS ALL-TIME CAPTAINS

Name	Years	Name	Years
1. Bob Wall	1967-68 to 1968-69	9. Wayne Gretzky	1989-90 to 1991-92
2. Larry Cahan	1969-70	10. Luc Robitaille*	1992-93
3. Bob Pulford	1970-71 to 1971-72	11. Wayne Gretzky	1992-93 to 1995-96
4. Terry Harper	1972-73 to 1974-75	12. Rob Blake	1996-97 to 2000-01
5. Mike Murphy	1975-76 to 1980-81	13. Mattias Norstrom	2001-02 to 2006-07
6. Dave Lewis	1981-82 to 1982-83	14. Rob Blake	2007-08
7. Terry Ruskowski	1983-84 to 1984-85	15. Dustin Brown	2008-09 to 2015-16
8. Dave Taylor	1985-86 to 1988-89	16. Anze Kopitar	2016 to present

*Served as Captain for the first 39 games of the 1992-93 season as Gretzky was sidelined with an injury.

KINGS ALL-TIME COACHING RECORDS

COACH	GAMES	W	L	OT	PTS	PCT
1 Andy Murray	480	215	176	89	519	.540
2 Darryl Sutter	425	225	147	53	503	.592
3 Bob Pulford	396	178	150	68	424	.535
4 Larry Robinson	328	122	161	45	289	.441
5 Terry Murray	275	139	106	30	308	.560
6 Tom Webster	240	115	94	31	261	.544
7 Bob Berry	240	107	94	39	253	.527
8 Barry Melrose	209	79	101	29	187	.447
9 Pat Quinn	202	75	101	26	176	.436
10 Don Perry	168	52	85	31	135	.402
11 Marc Crawford	164	59	84	21	139	.424
12 Red Kelly	150	55	75	20	130	.433
13 Robbie Ftorek	132	65	56	11	141	.534
14 John Stevens	99	51	39	9	111	.561
15 Larry Regan	88	27	47	14	68	.386
16 Ron Stewart	80	31	34	15	77	.487
17 Todd McLellan	70	29	35	6	64	.451
18 Willie Desjardins	69	27	34	8	62	.449
19 Fred Glover	68	18	42	8	44	.324
20 Mike Murphy	65	20	37	8	48	.369
21 Johnny Wilson	52	9	34	9	27	.260
22 Parker MacDonald	42	13	24	5	31	.369
23 Roger Neilson	28	8	17	3	19	.339
24 Hal Laycoe	24	5	18	1	11	.229
25 John Torchetti	12	5	7	0	10	.416
26 Rogie Vachon	10	4	3	3	11	.550
TOTALS	4,116	1,733	1,801	582	4,048	.492

OT column includes ties, overtime and shootout losses.

KINGS HEAD COACHES YEAR-BY-YEAR

Red Kelly: (55-75-20)

June 8, 1967 through June 3, 1969.

Hal Laycoe: (5-18-1)

June 6, 1969 through December 13, 1969.

Johnny Wilson: (9-34-9)

December 14, 1969 through August 7, 1970.

Larry Regan: (27-47-14)

August 7, 1970 through October 27, 1971.

Fred Glover: (18-42-8)

October 30, 1971 through April 28, 1972.

Bob Pulford: (178-150-68)

June 7, 1972 through May 27, 1977.

Ron Stewart: (31-34-15)

August 4, 1977 through April 20, 1978.

Bob Berry: (107-94-39)

April 21, 1978 through May 22, 1981.

Parker MacDonald: (13-24-5)

May 22, 1981 through January 11, 1982.

Don Perry: (52-85-31)

January 11, 1982 through January 27, 1984.

Rogie Vachon: (1-0-1)

January 27, 1984 through January 28, 1984.

Roger Neilson: (8-17-3)

January 30, 1984 through April 2, 1984.

Pat Quinn: (75-101-26)

May 29, 1984 through January 10, 1987.

Mike Murphy: (20-37-8)

January 10, 1987 through December 5, 1987.

Rogie Vachon: (0-1-0)

December 6, 1987 through December 8, 1987.

Robbie Ftorek: (65-56-11)

December 9, 1987 through May 20, 1989.

Tom Webster: (115-94-31)

May 31, 1989 through May 4, 1992.

Barry Melrose: (79-101-29)

June 25, 1992 through April 19, 1995.

Rogie Vachon: (3-2-2)

April 21, 1995 through May 3, 1995.

Larry Robinson: (122-161-45)

July 26, 1995 through April 19, 1999.

Andy Murray: (215-176-89)

June 14, 1999 through March 22, 2006.

John Torchetti: (5-7-0)

March 22, 2006 through April 17, 2006.

Marc Crawford: (59-84-21)

May 22, 2006 through June 10, 2008.

Terry Murray: (139-106-30)

July 17, 2008 through December 10, 2011.

John Stevens: (2-2-0)

December 13, 2011 through December 19, 2011.

Darryl Sutter (225-147-53)

December 22, 2011 through April 10, 2017.

John Stevens (49-37-9)

April 24, 2017 to November 4, 2018.

Willie Desjardins (27-34-8)

November 4, 2018 to April 7, 2019.

Todd McLellan (29-35-6)

April 16, 2019 to Present

FASTEST 100 WINS AS A KINGS HEAD COACH

	100th Win	Game #	Total Record
Darryl Sutter	(6-1 vs. Edmonton, 10/14/14)	183	100-58-25
Terry Murray	(3-2 vs. Edmonton, 12/23/10)	197	100-76-21
Tom Webster	(2-0 vs. Chicago, 2/1/92)	211	100-83-28
Andy Murray	(4-1 vs. Minnesota, 1/24/02)	214	100-82-32
Bob Pulford	(7-4 vs. Kansas City, 3/4/75)	220	100-81-39
Bob Berry	(3-1 at Colorado, 3/6/81)	227	100-92-35

KINGS ALL-TIME RECORD YEAR-BY-YEAR

SEASON	GP	W	L	T	OT	PTS	FINISH	PCT	GF	GA
1967-68	74	31	33	10	-	72	2nd West	.486	200	224
1968-69	76	24	42	10	-	58	4th West	.382	185	260
1969-70	76	14	52	10	-	38	6th West	.250	168	290
1970-71	78	25	40	13	-	63	5th West	.404	239	303
1971-72	78	20	49	9	-	49	7th West	.314	206	305
1972-73	78	31	36	11	-	73	6th West	.468	232	245
1973-74	78	33	33	12	-	78	3rd West	.500	233	231
1974-75	80	42	17	21	-	105	2nd Norris	.656	269	185
1975-76	80	38	33	9	-	85	2nd Norris	.531	263	265
1976-77	80	34	31	15	-	83	2nd Norris	.519	271	241
1977-78	80	31	34	15	-	77	3rd Norris	.481	243	245
1978-79	80	34	34	12	-	80	3rd Norris	.500	292	286
1979-80	80	30	36	14	-	74	2nd Norris	.463	290	313
1980-81	80	43	24	13	-	99	2nd Norris	.619	337	290
1981-82	80	24	41	15	-	63	4th Smythe	.394	314	369
1982-83	80	27	41	12	-	66	5th Smythe	.413	308	365
1983-84	80	23	44	13	-	59	5th Smythe	.369	309	376
1984-85	80	34	32	14	-	82	4th Smythe	.513	339	326
1985-86	80	23	49	8	-	54	5th Smythe	.338	284	389
1986-87	80	31	41	8	-	70	4th Smythe	.438	318	341
1987-88	80	30	42	8	-	68	4th Smythe	.425	318	359
1988-89	80	42	31	7	-	91	2nd Smythe	.569	376	335
1989-90	80	34	39	7	-	75	4th Smythe	.469	338	337
1990-91	80	46	24	10	-	102	1st Smythe	.638	340	254
1991-92	80	35	31	14	-	84	2nd Smythe	.525	287	296
1992-93	84	39	35	10	-	88	3rd Smythe	.524	338	340
1993-94	84	27	45	12	-	66	5th Pacific	.393	294	322
1994-95	48	16	23	9	-	41	4th Pacific	.427	142	174
1995-96	82	24	40	18	-	66	6th Pacific	.402	256	302
1996-97	82	28	43	11	-	67	6th Pacific	.409	214	268
1997-98	82	38	33	11	-	87	2nd Pacific	.530	227	225
1998-99	82	32	45	5	-	69	5th Pacific	.421	189	222
1999-00	82	39	27	12	4	94	2nd Pacific	.573	245	228
2000-01	82	38	28	13	3	92	3rd Pacific	.561	252	228
2001-02	82	40	27	11	4	95	3rd Pacific	.579	214	190
2002-03	82	33	37	6	6	78	3rd Pacific	.476	203	221
2003-04	82	28	29	16	9	81	3rd Pacific	.494	205	217
2004-05	No Season - Lockout									
2005-06	82	42	35	-	5	89	4th Pacific	.543	249	270
2006-07	82	27	41	-	14	68	4th Pacific	.415	227	283
2007-08	82	32	43	-	7	71	5th Pacific	.433	231	266
2008-09	82	34	37	-	11	79	5th Pacific	.482	207	234
2009-10	82	46	27	-	9	101	3rd Pacific	.616	241	219
2010-11	82	46	30	-	6	98	4th Pacific	.598	219	198
2011-12	82	40	27	-	15	95	3rd Pacific	.549	194	179
2012-13	48	27	16	-	5	59	2nd Pacific	.615	133	118
2013-14	82	46	28	-	8	100	3rd Pacific	.610	206	174
2014-15	82	40	27	-	15	95	4th Pacific	.579	220	205
2015-16	82	48	28	-	6	102	2nd Pacific	.622	225	195
2016-17	82	39	35	-	8	86	5th Pacific	.524	201	205
2017-18	82	45	29	-	8	98	4th Pacific	.598	239	203
2018-19	82	31	42	-	9	71	8th Pacific	.433	202	263
2019-20	70	29	35	-	6	64	7th Pacific	.457	178	212
TOTALS	4,116	1,733	1,801	424	158	4,048		.492	12,910	13,591

OT column includes both overtime and shootout losses starting in the 2005-06 season.

KINGS ALL-TIME HOME RECORD YEAR-BY-YEAR

SEASON	GP	W	L	T	OT	PTS	SEASON	GP	W	L	T	OT	PTS
1967-68	37	20	13	4	–	44	1996-97	41	18	16	7	–	43
1968-69	38	19	14	5	–	43	1997-98	41	22	16	3	–	47
1969-70	38	12	22	4	–	28	1998-99	41	18	20	3	–	39
1970-71	39	17	14	8	–	42	1999-00	41	21	13	5	2	49
1971-72	39	14	23	2	–	30	2000-01	41	20	12	8	1	49
1972-73	39	21	11	7	–	49	2001-02	41	22	12	6	1	51
1973-74	39	22	13	4	–	48	2002-03	41	19	19	2	1	41
1974-75	40	22	7	11	–	55	2003-04	41	15	16	9	1	40
1975-76	40	22	13	5	–	49	2004-05	No Season - Lockout					
1976-77	40	20	13	7	–	47	2005-06	41	26	14	–	1	53
1977-78	40	18	16	6	–	42	2006-07	41	16	16	–	9	41
1978-79	40	20	13	7	–	47	2007-08	41	17	21	–	3	37
1979-80	40	18	13	9	–	45	2008-09	41	18	15	–	8	44
1980-81	40	22	11	7	–	51	2009-10	41	22	13	–	6	50
1981-82	40	19	15	6	–	44	2010-11	41	25	13	–	3	53
1982-83	40	20	13	7	–	47	2011-12	41	22	14	–	5	49
1983-84	40	13	19	8	–	34	2012-13	24	19	4	–	1	39
1984-85	40	20	14	6	–	46	2013-14	41	23	14	–	4	50
1985-86	40	9	27	4	–	22	2014-15	41	25	9	–	7	57
1986-87	40	20	17	3	–	43	2015-16	41	26	12	–	3	55
1987-88	40	19	18	3	–	41	2016-17	41	23	16	–	2	48
1988-89	40	25	12	3	–	53	2017-18	41	23	15	–	3	49
1989-90	40	21	16	3	–	45	2018-19	41	17	21	–	3	37
1990-91	40	26	9	5	–	57	2019-20	34	19	13	--	2	40
1991-92	40	20	11	9	–	49	TOTALS	2,057	1,018	762	211	66	2,313
1992-93	42	22	15	5	–	49	OT column includes both overtime and shootout losses starting in the 2005-06 season.						
1993-94	42	18	19	5	–	41							
1994-95	24	7	11	6	–	20							
1995-96	41	16	16	9	–	41							

KINGS ALL-TIME ROAD RECORD YEAR-BY-YEAR

SEASON	GP	W	L	T	OT	PTS	SEASON	GP	W	L	T	OT	PTS
1967-68	37	11	20	6	–	28	1994-95	24	9	12	3	–	21
1968-69	38	5	28	5	–	15	1995-96	41	8	24	9	–	25
1969-70	38	2	30	6	–	10	1996-97	41	10	27	4	–	24
1970-71	39	8	26	5	–	21	1997-98	41	16	17	8	–	40
1971-72	39	6	26	7	–	19	1998-99	41	14	25	2	–	30
1972-73	39	10	25	4	–	24	1999-00	41	18	14	7	2	45
1973-74	39	11	20	8	–	30	2000-01	41	18	16	5	2	43
1974-75	40	20	10	10	–	50	2001-02	41	18	15	5	3	44
1975-76	40	16	20	4	–	36	2002-03	41	14	18	4	5	37
1976-77	40	14	18	8	–	36	2003-04	41	13	13	7	8	41
1977-78	40	13	18	9	–	35	No Season - Lockout						
1978-79	40	14	21	5	–	33	2005-06	41	16	21	–	4	36
1979-80	40	12	23	5	–	29	2006-07	41	11	25	–	5	27
1980-81	40	21	13	6	–	48	2007-08	41	15	22	–	4	34
1981-82	40	5	26	9	–	19	2008-09	41	16	22	–	3	35
1982-83	40	7	28	5	–	19	2009-10	41	24	14	–	3	51
1983-84	40	10	25	5	–	25	2010-11	41	21	17	–	3	45
1984-85	40	14	18	8	–	36	2011-12	41	18	13	–	10	46
1985-86	40	14	22	4	–	32	2012-13	24	8	12	–	4	20
1986-87	40	11	24	5	–	27	2013-14	41	23	14	–	4	50
1987-88	40	11	24	5	–	27	2014-15	41	15	18	–	8	38
1988-89	40	17	19	4	–	38	2015-16	41	22	16	–	3	47
1989-90	40	13	23	4	–	30	2016-17	41	16	19	–	6	38
1990-91	40	20	15	5	–	45	2017-18	41	22	14	–	5	49
1991-92	40	15	20	5	–	35	2018-19	41	14	21	–	6	34
1992-93	42	17	20	5	–	39	2019-20	36	10	22	--	4	24
1993-94	42	9	26	7	–	25	TOTALS	2,059	715	1,039	213	92	1,735

KINGS VS. OPPONENTS – ALL-TIME OVERALL

TEAM	GP	W	L	T	OT	PTS	PCT	GF	GA
Anaheim	144	64	54	11	15	154	.535	388	413
Arizona	233	92	105	25	11	220	.472	767	816
Boston	144	44	85	13	2	103	.358	443	567
Buffalo	127	46	60	18	3	113	.445	387	463
Calgary	247	101	116	21	9	232	.470	805	888
Carolina	81	38	33	8	2	86	.531	290	275
Chicago	200	88	90	17	5	198	.495	601	649
Colorado	137	72	52	8	5	157	.573	475	457
Columbus	61	34	21	1	5	74	.615	182	147
Dallas	238	89	107	32	10	220	.462	692	766
Detroit	204	89	83	27	5	210	.515	704	693
Edmonton	216	87	90	30	9	213	.493	771	812
Florida	38	21	14	3	0	45	.592	112	96
Minnesota	68	31	22	5	10	77	.566	174	168
Montreal	148	35	92	20	1	91	.307	410	595
Nashville	75	35	31	3	6	79	.527	210	204
New Jersey	107	57	35	11	4	129	.603	394	327
NY Islanders	111	49	47	12	3	113	.509	343	353
NY Rangers	139	52	68	16	3	123	.442	429	505
Ottawa	39	23	13	2	1	49	.628	129	104
Philadelphia	151	48	86	15	2	113	.374	397	520
Pittsburgh	162	77	61	18	6	178	.549	544	502
San Jose	157	68	68	7	14	157	.500	422	458
St. Louis	207	78	103	22	4	182	.440	594	653
Tampa Bay	41	13	22	2	4	32	.390	89	119
Toronto	153	67	63	21	2	157	.513	508	505
Vancouver	257	111	108	32	6	260	.506	845	829
Vegas	13	8	4	0	1	17	.654	41	33
Washington	114	60	39	13	2	135	.592	420	388
Winnipeg	35	18	9	0	8	44	.629	112	101
Defunct Clubs	69	38	20	11	0	87	.630	232	185
TOTALS	4,116	1,733	1,801	424	158	4,048	.492	12,910	13,591

KINGS VS. OPPONENTS – ALL-TIME HOME

TEAM	GP	W	L	T	OT	PTS
Anaheim	71	38	22	4	7	87
Arizona	115	50	48	14	3	117
Boston	71	26	37	7	1	60
Buffalo	64	29	26	9	0	67
Calgary	122	61	48	9	4	135
Carolina	40	24	13	3	0	51
Chicago	99	47	41	8	3	105
Colorado	70	41	20	5	4	91
Columbus	31	20	10	1	0	41
Dallas	119	51	45	19	4	125
Detroit	102	52	35	14	1	119
Edmonton	107	48	38	15	6	117
Florida	20	14	6	0	0	28
Minnesota	34	18	10	2	4	42
Montreal	74	23	41	9	1	56
Nashville	39	18	17	0	4	40
New Jersey	53	32	13	6	2	72
NY Islanders	55	29	18	7	1	66
NY Rangers	71	30	29	10	2	72
Ottawa	20	15	4	1	0	31
Philadelphia	77	25	44	8	0	58
Pittsburgh	79	49	19	8	3	109
San Jose	78	40	29	4	5	89
St. Louis	103	49	40	12	2	112
Tampa Bay	21	5	14	2	0	12
Toronto	75	40	25	10	0	90
Vancouver	130	67	44	16	3	153
Vegas	7	4	2	0	1	9
Washington	58	35	16	6	1	77
Winnipeg	17	11	2	0	4	26
Defunct Clubs	35	27	6	2	0	56
TOTALS	2,057	1,018	762	211	66	2,313

KINGS VS. OPPONENTS – ALL-TIME ROAD

TEAM	GP	W	L	T	OT	PTS
Anaheim	73	26	32	7	8	67
Arizona	118	42	57	11	8	103
Boston	73	18	48	6	1	43
Buffalo	63	17	34	9	3	46
Calgary	125	40	68	12	5	97
Carolina	41	14	20	5	2	35
Chicago	101	41	49	9	2	93
Colorado	67	31	32	3	1	66
Columbus	30	14	11	0	5	33
Dallas	119	38	62	13	6	95
Detroit	102	37	48	13	4	91
Edmonton	109	39	52	15	3	96
Florida	18	7	8	3	0	17
Minnesota	34	13	12	3	6	35
Montreal	74	12	51	11	0	35
Nashville	36	17	14	3	2	39
New Jersey	54	25	22	5	2	57
NY Islanders	56	20	29	5	2	47
NY Rangers	68	22	39	6	1	51
Ottawa	19	8	9	1	1	18
Philadelphia	74	23	42	7	2	55
Pittsburgh	83	28	42	10	3	69
San Jose	79	28	39	3	9	68
St. Louis	104	29	63	10	2	70
Tampa Bay	20	8	8	0	4	20
Toronto	78	27	38	11	2	67
Vancouver	127	44	64	16	3	107
Vegas	6	4	2	0	0	8
Washington	56	25	23	7	1	58
Winnipeg	18	7	7	0	4	18
Defunct Clubs	34	11	14	9	0	31
TOTALS	2,059	715	1,039	213	92	1,735

KINGS REGULAR SEASON OVERTIME RECORD

YEAR	GP	W	L	T	PTS
1983-84	17	1	3	13	15
1984-85	19	3	2	14	20
1985-86	14	3	3	8	14
1986-87	12	2	2	8	12
1987-88	12	1	3	8	10
1988-89	14	6	1	7	19
1989-90	12	3	2	7	13
1990-91	16	4	2	10	18
1991-92	16	1	1	14	16
1992-93	13	2	1	10	14
1993-94	18	3	3	12	18
1994-95***	9	0	0	9	9
1995-96	23	3	2	18	24
1996-97	14	0	3	11	11
1997-98	16	3	2	11	17
1998-99	12	5	2	5	15
1999-00	21	5	4	12	26
2000-01	19	3	3	13	22
2001-02	18	3	4	11	21
2002-03	19	6	7*	6	24
2003-04	27	2	9	16	29
2004-05	DNP – Lockout				
2005-06	15	10	5	—	25
2006-07	20	6	14	—	26
2007-08	14	7	7	—	21
2008-09	19	8	11	—	27
2009-10	23	14	9	—	37
2010-11	17	11	6	—	28
2011-12	24	9	15	—	33
2012-13**	8	3	5	—	11
2013-14	20	12	8	—	32
2014-15	18	3	15	—	21
2015-16	20	14	6	—	34
2016-17	22	14	8	—	36
2017-18	19	11	8	—	30
2018-19	18	9	9	—	27
2019-20***	14	8	6	—	22
TOTALS	612	198	184	223	777

Note: The NHL began awarding a point for an overtime loss during the 1999-00 season and began deciding games by shootout during the 2005-06 season.

*The Kings lost to Columbus on 3/25/03 but did not receive an overtime point because the club pulled its goaltender in the extra session. That game is officially recognized as a regulation loss by the NHL.

** 48-game season.

*** 70-game season.

KINGS REGULAR SEASON OVERTIME RECORD VS. NHL

TEAM	OVERALL W-L-T	HOME W-L-T	ROAD W-L-T
Anaheim	19-16-11	10-8-4	9-8-7
Arizona	11-15-24	6-7-14	5-8-10
Boston	9-7-8	3-3-4	6-4-4
Buffalo	2-3-6	1-0-3	1-3-3
Calgary	12-11-12	4-5-6	8-6-6
Carolina	5-2-5	3-0-2	2-2-3
Chicago	11-5-10	8-3-4	3-2-6
Colorado	10-5-5	5-4-4	5-1-1
Columbus	5-6-1	2-1-1	3-5-0
Dallas	11-11-14	8-4-7	3-7-7
Detroit	6-6-11	3-2-5	3-4-6
Edmonton	8-12-23	4-7-12	4-5-11
Florida	1-0-3	0-0-0	1-0-3
Minnesota	10-10-5	5-4-2	5-6-3
Montreal	2-2-6	1-2-3	1-0-3
Nashville	8-6-3	6-4-0	2-2-3
New Jersey	3-4-3	3-2-2	0-2-1
NY Islanders	3-6-2	2-4-1	1-2-1
NY Rangers	4-5-5	2-3-4	2-2-1
Ottawa	4-1-2	2-0-1	2-1-1
Philadelphia	6-3-2	1-0-1	5-3-1
Pittsburgh	8-8-4	5-3-0	3-5-4
San Jose	13-15-7	5-5-4	8-10-3
St. Louis	3-5-13	2-2-6	1-3-7
Tampa Bay	2-4-2	0-0-2	2-4-0
Toronto	3-2-10	2-0-6	1-2-4
Vancouver	12-9-20	5-4-11	7-5-9
Vegas	2-1-0	1-1-0	1-0-0
Washington	4-2-6	2-1-3	2-1-3
Winnipeg	1-8-0	1-4-0	0-4-0
TOTALS	198-191-223	102-83-112	96-108-111

Ties were not contested in overtime prior to the 1983-84 season.

Win columns include shootout wins after the 2003-04 season.

Loss columns include shootout losses after the 2003-04 season.

KINGS ALL-TIME SHOOTOUT RECORD YEAR-BY-YEAR

Year	GP	W	L
2005-06	7	6	1
2006-07	10	4	6
2007-08	8	5	3
2008-09	13	5	8
2009-10	18	10	8
2010-11	12	10	2
2011-12	15	6	9
2012-13	6	2	4
2013-14	14	8	6
2014-15	10	2	8
2015-16	5	2	3
2016-17	6	2	4
2017-18	3	2	1
2018-19	7	3	4
2019-20	4	1	3
TOTALS	138	68	70

KINGS ALL-TIME SHOOTOUT RECORD VS. NHL

TEAM	OVERALL	HOME	ROAD
Anaheim	9-9	5-5	4-4
Arizona	4-5	3-2	1-3
Boston	3-0	1-0	2-0
Buffalo	1-1	1-0	0-1
Calgary	3-2	2-1	1-1
Carolina	1-0	—	1-0
Chicago	3-1	1-1	2-0
Colorado	3-4	3-3	0-1
Columbus	2-1	—	2-1
Dallas	5-3	3-2	2-1
Detroit	0-2	0-1	0-1
Edmonton	2-6	2-5	0-1
Florida	1-0	—	1-0
Minnesota	4-6	1-2	3-4
Montreal	1-1	1-1	—
Nashville	2-2	1-1	1-1
New Jersey	1-1	1-0	0-1
NY Islanders	1-1	0-1	1-0
NY Rangers	0-1	—	0-1
Ottawa	1-0	—	1-0
Philadelphia	3-0	1-0	2-0
Pittsburgh	1-2	0-1	1-1
San Jose	3-7	2-2	1-5
St. Louis	3-2	2-2	1-0
Tampa Bay	1-4	—	1-4
Toronto	3-1	2-0	1-1
Vancouver	5-4	2-2	3-2
Vegas	—	—	—
Washington	2-0	1-0	1-0
Winnipeg	0-4	0-3	0-1
TOTALS	68-70	35-35	33-35

KINGS TEAM RECORDS

NOTE: Team records for fewest wins, losses, ties, points, goals, power-play goals, short-handed goals, penalties and shutouts are based on a full season schedule only (74 or more games).

WINS

MOST ONE SEASON: 48
2015-16

MOST ONE SEASON, HOME: 26
2015-16, 2005-06, 1990-91

MOST ONE SEASON, AWAY: 24
2009-10

FEWEST ONE SEASON: 14
1969-70

FEWEST ONE SEASON, HOME: 9
1985-86

FEWEST ONE SEASON, AWAY: 2
1969-70

FASTEST 10 WINS: 12 GAMES
1980-81

FASTEST 20 WINS: 28 GAMES
1980-81

FASTEST 30 WINS: 48 GAMES
2015-16

FASTEST 40 WINS: 66 GAMES
2015-16

LOSSES

MOST ONE SEASON: 52
1969-70

MOST ONE SEASON, HOME: 27
1985-86

MOST ONE SEASON, AWAY: 30
1969-70

FEWEST ONE SEASON: 17
1974-75

FEWEST ONE SEASON, HOME: 7
1974-75

FEWEST ONE SEASON, AWAY: 10
1974-75

OVERTIME GAMES

MOST ONE SEASON: 27
2003-04

MOST ONE SEASON, HOME: 13
2009-10, 2006-07

MOST ONE SEASON, AWAY: 17
2003-04

MOST OVERTIME WINS, ONE SEASON: 14
2016-17, 2009-10

MOST OVERTIME WINS, ONE SEASON, HOME: 10
2016-17

MOST OVERTIME WINS, ONE SEASON, ROAD: 7
2018-19, 2009-10

MOST OVERTIME LOSSES, ONE SEASON: 15
2014-15, 2011-12

MOST OVERTIME LOSSES, ONE SEASON, HOME: 9
2006-07

MOST OVERTIME LOSSES, ONE SEASON, ROAD: 10
2011-12

Note: Overtime records include both shootout wins and shootout losses since the 2005-06 season.

TIES

MOST ONE SEASON: 21
1974-75

MOST ONE SEASON, HOME: 11
1974-75

MOST ONE SEASON, AWAY: 10
1974-75

FEWEST ONE SEASON: 5
1998-99

FEWEST ONE SEASON, HOME: 2
2002-03, 1971-72

FEWEST ONE SEASON, AWAY: 2
1998-99

MOST OVERTIME TIES, ONE SEASON: 18
1995-96

FEWEST OVERTIME TIES, ONE SEASON: 5
1998-99

POINTS

MOST ONE SEASON: 105
1974-75

MOST ONE SEASON, HOME: 57
2014-15, 1990-91

MOST ONE SEASON, AWAY: 51
2009-10

FEWEST ONE SEASON: 38
1969-70

FEWEST ONE SEASON, HOME: 22
1985-86

FEWEST ONE SEASON, AWAY: 10
1969-70

GOALS

MOST SCORED ONE SEASON: 376
1988-89 (4.7 GPG)

MOST SCORED ONE SEASON, HOME: 215
1988-89 (5.38 GPG)

MOST SCORED ONE SEASON, AWAY: 164
1989-90 (4.1 GPG)

MOST SCORED ONE GAME, HOME: 12
11/29/84 vs. Vancouver, 12-1 win

MOST SCORED ONE GAME, AWAY: 11
11/8/92 at San Jose, 11-4 win

MOST SCORED ONE GAME, BOTH TEAMS: 17
11/13/87 at Calgary, 10-7 loss

MOST SCORED ONE PERIOD: 7
10/9/93 vs. Detroit, 3rd period, 10-3 win
2/18/89 vs. Quebec, 3rd period, 11-3 win

MOST ALLOWED ONE SEASON: 389
1985-86 (4.86 GPG)

MOST ALLOWED ONE SEASON, HOME: 200
1985-86 (5.0 GPG)

MOST ALLOWED ONE SEASON, AWAY: 221
1982-83 (5.53 GPG)

MOST ALLOWED ONE GAME, HOME: 10
2/13/93 vs. Washington, 10-3 loss
12/29/92 vs. Philadelphia, 10-2 loss

MOST ALLOWED ONE GAME, AWAY: 11
10/17/88 at Calgary, 11-4 loss
11/25/86 at Vancouver, 11-5 loss
1/6/83 at Montreal, 11-3 loss
11/25/81 at Edmonton, 11-4 loss
11/14/71 at Boston, 11-2 loss

MOST ALLOWED ONE PERIOD: 7
2/13/93 vs. Washington, 2nd period, 10-3 loss
10/17/88 at Calgary, 3rd period, 11-4 loss
1/6/83 at Montreal, 3rd period, 11-3 loss

FEWEST SCORED ONE SEASON: 168
1969-70 (2.21 GPG)

KINGS TEAM RECORDS

FEWEST SCORED ONE SEASON, HOME: 96*
2011-12 (2.34 GPG)

FEWEST SCORED ONE SEASON, AWAY: 71
1969-70 (1.87 GPG)

FEWEST ALLOWED ONE SEASON: 168*
2013-14 (2.05 GPG)

FEWEST ALLOWED ONE SEASON, HOME: 78*
2011-12 (1.90 GPG)

FEWEST ALLOWED ONE SEASON, AWAY: 85*
2013-14 (2.07 GPG)

*Does not include shootout goals.

FASTEST, START OF GAME: 0:07
2/14/87, Dave Williams vs. Hartford

FASTEST, START OF PERIOD: 0:07
2/14/87, Dave Williams vs. Hartford, 1st period

FASTEST TWO GOALS: 0:06
4/15/99, Doug Bodger at 7:47 and Luc Robitaille at 7:53, 3rd period vs. Anaheim
11/2/72, Ralph Backstrom (2) at 8:30 and at 8:36, 3rd period vs. Boston
3/10/68, Bill Flett at 9:14 and Eddie Joyal at 9:20, 1st period at NY Rangers

FASTEST THREE GOALS: 0:30
10/12/19, Alex Iafallo at 19:01, Dustin Brown at 19:24 and Drew Doughty at 19:31, 3rd period vs. Nashville

FASTEST FOUR GOALS: 2:21
11/23/77, Syl Apps, Jr. at 15:42, Hartland Monahan at 16:35, Pete Stelmowski at 16:59 and Ernie Hickie at 18:03, 1st period vs. Chicago

FASTEST FIVE GOALS: 5:07
11/10/07, Dustin Brown at 12:46, Scott Thornton at 14:01, Alexander Frolov at 15:35, Anze Kopitar at 15:59 and Ladislav Nagy at 17:53, 3rd period vs. Dallas

MOST 20-GOAL SCORERS ONE SEASON: 8
1990-91, Luc Robitaille 45, Tomas Sandstrom 45, Wayne Gretzky 41, Tony Granato 30, Dave Taylor 23, Bob Kudelski 23, Steve Duchesne 21, Todd Elik 21

MOST 30-GOAL SCORERS ONE SEASON: 5
1984-85, Marcel Dionne 46, Bernie Nicholls 46, Dave Taylor 41, Brian MacLellan 31, Jim Fox 30

MOST 40-GOAL SCORERS ONE SEASON: 3
1990-91, Luc Robitaille 45, Tomas Sandstrom 45, Wayne Gretzky 41
1988-89, Bernie Nicholls 70, Wayne Gretzky 54, Luc Robitaille 46
1984-85, Marcel Dionne 46, Bernie Nicholls 46, Dave Taylor 41
1980-81, Marcel Dionne 58, Charlie Simmer 56, Dave Taylor 47

MOST 50-GOAL SCORERS ONE SEASON: 2
1988-89, Bernie Nicholls 70, Wayne Gretzky 54
1987-88, Jimmy Carson 55, Luc Robitaille 53
1980-81, Marcel Dionne 58, Charlie Simmer 56
1979-80, Charlie Simmer 56, Marcel Dionne 53

POWER-PLAY GOALS

MOST SCORED ONE SEASON: 103
1987-88

MOST SCORED ONE GAME, HOME: 6
11/29/84 vs. Vancouver, 12-1 win, Kings went 6-for-8

MOST SCORED ONE GAME, AWAY: 5
11/25/93 at Quebec, 8-6 loss, Kings went 5-for-10

MOST SCORED ONE GAME, BOTH TEAMS: 8
11/25/93 at Quebec, 8-6 loss, Kings went 5-for-10, Nordiques went 3-for-11

MOST ALLOWED ONE SEASON: 114
1992-93

MOST ALLOWED ONE GAME, HOME: 5
10/11/87 vs. Edmonton, 9-2 loss, Oilers went 5-for-7
10/25/83 vs. Hartford, 8-5 loss, Whalers went 5-for-6
11/16/82 vs. Minnesota, 8-3 loss, North Stars went 5-for-5

MOST ALLOWED ONE GAME, AWAY: 5
2/7/06 at Minnesota, 5-1 loss, Wild went 5-for-10

FEWEST SCORED ONE SEASON: 31
1968-69

FEWEST ALLOWED ONE SEASON: 31
1972-73

MOST ATTEMPTS, GAME: 12 (several times)
10/19/06 (last time) at Phoenix, 4-0 win, Kings went 4-for-12

MOST ATTEMPTS ALLOWED, GAME: 12 (several times)
12/23/05 (last time) at Edmonton, 5-3 loss, Oilers went 3-for-12

MOST ATTEMPTS ONE GAME, BOTH TEAMS: 24
12/23/05 at Edmonton, 5-3 loss, Kings went 0-for-12, Oilers went 3-for-12

SHORT-HANDED GOALS

MOST SCORED ONE SEASON: 22
1988-89

MOST SCORED ONE GAME: 3
4/11/98 vs. Colorado

MOST ALLOWED ONE SEASON: 18
1995-96, 1990-91

MOST ALLOWED ONE GAME: 3
1/10/92 at Washington, 7-4 loss
3/14/91 vs. Chicago, 6-3 loss
12/20/85 at Edmonton, 9-4 loss

FEWEST SCORED ONE SEASON: 2
1968-69

FEWEST ALLOWED ONE SEASON: 2
2014-15, 2011-12

KINGS TEAM RECORDS

PENALTIES

MOST MINUTES ONE SEASON: 2,247

1992-93

MOST MINUTES ONE GAME: 186

3/11/79 at Philadelphia: 3 minors, 8 majors,
14 misconducts

MOST MINUTES ONE PERIOD: 184

3/11/79 at Philadelphia, 1st period: 2 minors,
8 majors, 14 misconducts

MOST MINUTES ONE GAME, BOTH TEAMS: 380

3/11/79 at Philadelphia: 10 minors, 16 majors,
28 misconducts

MOST MINUTES ONE PERIOD, BOTH TEAMS: 372

3/11/79 at Philadelphia, 1st period: 6 minors,
16 majors, 28 misconducts

FEWEST MINUTES ONE SEASON: 663

2018-19

MOST PENALTIES ONE GAME: 41

2/28/90 vs. Edmonton: 26 minors, 9 majors,
6 misconducts

MOST PENALTIES ONE PERIOD: 24

3/11/79 at Philadelphia, 1st period: 2 minors,
8 majors, 14 misconducts

MOST PENALTIES ONE GAME, BOTH TEAMS: 86

2/28/90 vs. Edmonton: 53 minors, 16 majors,
17 misconducts (NHL Record)

MOST PENALTIES ONE PERIOD, BOTH TEAMS: 50

3/11/79 at Philadelphia, 1st period: 6 minors,
16 majors, 28 misconducts

SHUTOUTS

MOST ONE SEASON: 13

2013-14

MOST ONE SEASON, HOME: 8

2000-01

MOST ONE SEASON, AWAY: 7

2013-14

MOST ALLOWED ONE SEASON: 12

2008-09

MOST ALLOWED ONE SEASON, HOME: 6

2011-12, 2008-09

MOST ALLOWED ONE SEASON, AWAY: 7

2016-17

FEWEST ONE SEASON: 0

1985-86

FEWEST ALLOWED ONE SEASON: 0

1990-91, 1988-89, 1987-88, 1986-87

CONSECUTIVE SHUTOUTS VS. ONE

OPPONENT: 3 (Dallas)

12/11/02 (3-0 win), 11/23/02 (2-0 win),
4/8/02 (3-0 win)

CONSECUTIVE GAMES WITHOUT BEING

SHUTOUT: 261

3/15/86-10/22/89 (5-0 loss vs. Calgary)

SHOTS

MOST ONE GAME: 59

12/26/92 at San Jose (7-2 loss)

MOST ONE PERIOD: 27

1/7/10 vs. Detroit (Howard), 2nd period

MOST ALLOWED ONE GAME: 68

3/24/81 at Minnesota (4-3 win)

MOST ALLOWED ONE PERIOD: 29

2/11/97 at Colorado (Fiset), 1st period

3/24/81 at Minnesota (Lessard), 3rd period

FEWEST ONE GAME: 10

11/17/01 at Detroit (4-2 loss)

FEWEST ONE PERIOD: 0

3/31/11 at Vancouver, 3rd period

10/18/03 vs. Boston, 3rd period

2/8/01 vs. Carolina, 3rd period

4/1/00 vs. Anaheim, 1st period

10/28/97 at Florida, 1st period

FEWEST ALLOWED ONE GAME: 10

4/4/15 vs. Colorado

1/11/94 at San Jose

FEWEST ALLOWED ONE PERIOD: 0

11/5/15 vs. Columbus, 2nd period

11/3/01 vs. Atlanta, 1st period

4/5/78 vs. St. Louis, 2nd period

DECISIVE GAMES

GREATEST WINNING MARGIN, HOME: 11

11/29/84 vs. Vancouver, 12-1 win

GREATEST WINNING MARGIN, AWAY: 7

11/8/16 at Toronto, 7-0 win

2/9/16 at Boston, 9-2 win

11/8/92 at San Jose, 11-4 win

11/2/85 at Hartford, 8-1 win

10/31/84 at Vancouver, 10-3 win

10/21/71 at Philadelphia, 7-0 win

GREATEST LOSING MARGIN, HOME: 9

11/27/85 vs. Hartford, 9-0 loss

GREATEST LOSING MARGIN, AWAY: 9

1/14/06 at Buffalo, 10-1 loss

10/8/75 at Montreal, 9-0 loss

11/14/71 at Boston, 11-2 loss

HIGHEST TIE SCORE: 8-8

12/20/86 at Edmonton

KINGS ALL-TIME POWER PLAY & PENALTY KILLING

Season	Power Play Goals – Attempts	PCT	Rank	Short-Handed Goals – Attempts	PCT	Rank	SGF	SGA
1967-68	33 – NA	NA	[T-10]	54 – NA	NA	[12]	5	3
1968-69	31 – NA	NA	[12]	53 – NA	NA	[10]	3	7
1969-70	39 – NA	NA	[12]	67 – NA	NA	[11]	6	11
1970-71	41 – NA	NA	[12]	54 – NA	NA	[9]	6	10
1971-72	38 – NA	NA	[T-13]	50 – NA	NA	[6]	4	7
1972-73	52 – NA	NA	[T-5]	31 – NA	NA	[1]	4	10
1973-74	43 – NA	NA	[12]	48 – NA	NA	[T-7]	5	9
1974-75	52 – NA	NA	[13]	48 – NA	NA	[1]	10	7
1975-76	61 – NA	NA	[12]	55 – NA	NA	[T-6]	8	12
1976-77	68 – NA	NA	[1]	52 – NA	NA	[T-8]	6	5
1977-78	50 – 257	19.4%	[14]	46 – 230	80.0%	[10]	3	6
1978-79	76 – 312	24.3%	[5]	55 – 246	77.6%	[9]	6	8
1979-80	83 – 310	26.8%	[2]	93 – 292	68.2%	[21]	6	9
1980-81	90 – 366	24.6%	[6]	81 – 358	77.4%	[T-9]	12	7
1981-82	75 – 353	21.2%	[17]	89 – 315	71.7%	[21]	7	11
1982-83	81 – 334	24.3%	[6]	92 – 293	68.2%	[21]	10	14
1983-84	75 – 361	20.8%	[16]	82 – 294	72.1%	[21]	10	17
1984-85	87 – 370	23.5%	[9]	54 – 299	81.9%	[3]	9	13
1985-86	69 – 394	17.5%	[21]	103 – 367	71.9%	[20]	9	16
1986-87	97 – 384	25.3%	[1]	92 – 342	73.1%	[21]	9	16
1987-88	103 – 474	21.7%	[T-8]	96 – 425	77.4%	[T-17]	11	14
1988-89	82 – 397	20.6%	[12]	80 – 406	80.3%	[10]	22	13
1989-90	76 – 343	22.1%	[T-8]	88 – 366	75.9%	[17]	11	14
1990-91	80 – 391	20.5%	[6]	63 – 370	83.0%	[6]	8	18
1991-92	79 – 411	19.2%	[T-10]	76 – 417	81.8%	[T-6]	11	12
1992-93	102 – 507	20.1%	[11]	114 – 529	78.4%	[18]	16	16
1993-94	92 – 444	20.7%	[7]	90 – 462	80.5%	[T-20]	19	8
1994-95***	35 – 200	17.5%	[13]	42 – 221	81.0%	[17]	5	8
1995-96	72 – 401	17.9%	[14]	72 – 381	81.1%	[16]	12	18
1996-97	46 – 338	13.6%	[25]	45 – 352	87.2%	[3]	5	14
1997-98	52 – 366	14.2%	[15]	63 – 399	84.2%	[19]	10	12
1998-99	43 – 327	13.1%	[24]	47 – 330	85.8%	[9]	12	11
1999-00	60 – 356	16.9%	[T-10]	66 – 373	82.3%	[21]	4	12
2000-01	71 – 367	19.3%	[7]	72 – 382	81.2%	[24]	14	6
2001-02	73 – 353	20.7%	[1]	49 – 366	86.6%	[3]	5	6
2002-03	52 – 354	14.7%	[18]	62 – 371	83.3%	[T-15]	8	4
2003-04	50 – 356	14.0%	[27]	65 – 336	80.7%	[28]	9	4
2004-05	DNP – Lockout							
2005-06	77 – 541	14.2%	[T-28]	104 – 489	78.7%	[30]	15	12
2006-07	81 – 442	18.3%	[10]	91 – 411	77.8%	[30]	6	6
2007-08	64 – 367	17.4%	[17]	68 – 309	78.0%	[30]	11	4
2008-09	69 – 360	19.2%	[14]	62 – 362	82.9%	[7]	4	8
2009-10	64 – 307	20.8%	[7]	60 – 304	80.3%	[20]	4	6
2010-11	47 – 292	16.1%	[21]	40 – 276	85.5%	[4]	4	6
2011-12	49 – 289	17.0%	[17]	38 – 293	87.0%	[4]	9	2
2012-13***	33 – 166	19.9%	[T-10]	27 – 161	83.2%	[10]	2	1
2013-14	43 – 284	15.1%	[27]	50 – 296	83.1%	[11]	5	6
2014-15	47 – 247	19.0%	[T-11]	45 – 236	80.9%	[T-16]	7	2
2015-16	47 – 235	20.0%	[8]	53 – 285	81.4%	[15]	5	3
2016-17	46 – 241	19.1%	[15]	38 – 246	84.5%	[5]	5	3
2017-18	49 – 240	20.4%	[T-17]	39 – 260	85.0%	[1]	5	4
2018-19	35 – 221	15.8%	[27]	54 – 230	76.5%	[29]	4	13
2019-20****	33 – 193	17.1%	[26]	43 – 190	77.4%	[24]	5	1

***48-game season

****70-game season

KINGS ALL-TIME SHOOTOUT RECORDS

NOTE: TEAM RECORDS FOR SHOOTOUT WINS AND LOSSES ARE BASED ON A FULL SEASON SCHEDULE ONLY (74 OR MORE GAMES).

TEAM SHOOTOUT RECORDS

MOST, ONE SEASON: 18

2009-10

MOST ONE SEASON, HOME: 11

2009-10

MOST ONE SEASON, AWAY: 9

2013-14

FEWEST ONE SEASON: 3

2017-18

FEWEST ONE SEASON, HOME: 1

2017-18

FEWEST ONE SEASON, AWAY: 2

2017-18, 2016-17, 2006-07

SHOOTOUT WINS

MOST ONE SEASON: 10

2010-11, 2009-10

MOST ONE SEASON, HOME: 5

2010-11, 2009-10

MOST ONE SEASON, AWAY: 5

2013-14, 2010-11, 2009-10

FEWEST ONE SEASON: 2

2017-18, 2016-17, 2015-16, 2014-15

FEWEST ONE SEASON, HOME: 0

2015-16

FEWEST ONE SEASON, AWAY: 0

2016-17, 2014-15

SHOOTOUT LOSSES

MOST ONE SEASON: 9

2011-12

MOST ONE SEASON, HOME: 6

2009-10, 2008-09

MOST ONE SEASON, AWAY: 5

2014-15

FEWEST ONE SEASON: 1

2017-18, 2005-06

FEWEST ONE SEASON, HOME: 0

2017-18, 2010-11, 2005-06

FEWEST ONE SEASON, AWAY: 1

2017-18, 2015-16, 2006-07, 2005-06

SHOOTOUT ROUNDS

MOST ROUNDS IN A WIN: 9

12/3/13 at Anaheim (3-2 SOL)

MOST ROUNDS IN A LOSS: 11

3/14/17 vs. Arizona (3-2 SOL)

SHOOTOUT STREAKS

MOST CONSECUTIVE SHOOTOUT GAMES: 4

4/3/10 through 4/10/10

MOST CONSECUTIVE SHOOTOUT GAMES AT HOME: 3

4/3/10 through 4/10/10

MOST CONSECUTIVE SHOOTOUT GAMES ON ROAD: 2

11/27/13 through 12/3/13

12/19/11 through 12/23/11

2/16/11 through 2/17/11

3/12/10 through 3/24/10

11/14/09 through 11/16/09

12/16/05 through 12/19/05

MOST CONSECUTIVE SHOOTOUT WINS: 2

12/19/11 through 12/22/11

3/21/11 through 3/24/11

12/10/09 through 12/12/09

11/14/09 through 11/16/09

MOST CONSECUTIVE SHOOTOUT LOSSES: 2

4/8/10 through 4/10/10

10/28/09 through 10/29/09

2/14/09 through 2/16/09

LONGEST SHOOTOUT WINNING STREAK: 5

10/9/10 through 1/26/11

12/10/09 through 1/30/10

LONGEST SHOOTOUT LOSING STREAK: 7

11/6/14 through 1/17/15

KINGS ALL-TIME SCORING

Player	POS	GP	G	A	PTS	PIM	PPG	SHG	Player	POS	GP	G	A	PTS	PIM	PPG	SHG
1 Dionne, Marcel	C	921	550	757	1,307	461	172	9	68 Backstrom, Ralph	C	172	57	71	128	36	10	3
2 Robitaille, Luc	LW	1,077	557	597	1,154	924	210	3	69 Kudelski, Bob	RW	269	72	54	126	170	6	6
3 Taylor, Dave	RW	1,111	431	638	1,069	1,589	123	4	70 Ruskowski, Terry	C	226	37	88	125	360	6	3
4 Kopitar, Anze	C	1,073	333	617	950	294	95	13	71 Kelly, John Paul	LW	400	54	70	124	366	4	1
5 Gretzky, Wayne	C	539	246	672	918	182	63	17	72 Schneider, Mathieu	D	193	37	87	124	181	21	1
6 Nicholls, Bernie	C	602	327	431	758	765	100	25	73 Johnson, Jack	D	343	30	94	124	256	14	0
7 Goring, Butch	C	736	275	384	659	66	62	19	74 Sykes, Phil	LW	286	54	67	121	362	5	6
8 Brown, Dustin	RW	1,183	299	354	653	700	96	6	75 Gaborik, Marian	RW	228	61	59	120	76	17	0
9 Doughty, Drew	D	919	117	385	502	635	59	2	76 Khristich, Dimitri	LW	151	46	74	120	82	15	0
10 Blake, Rob	D	805	161	333	494	1,231	92	1	77 Sargent, Gary	D	215	29	90	119	153	14	0
11 Fox, Jim	RW	578	186	293	479	143	38	1	78 Lonsberry, Ross	LW	202	54	64	118	237	10	3
12 Simmer, Charlie	LW	384	222	244	466	320	79	2	79 Goldup, Glenn	LW	273	52	66	118	299	5	0
13 Murphy, Mike	RW	673	194	263	457	442	40	19	80 Erickson, Bryan	RW	165	46	68	114	82	14	2
14 Frolov, Alexander	LW	536	168	213	381	210	42	7	81 Maloney, Dan	LW	159	46	63	109	296	8	0
15 Carter, Jeff	C	540	186	178	364	231	53	6	82 Krushelnyski, Mike	C	156	43	66	109	170	8	2
16 Berry, Bob	LW	539	159	191	350	344	41	0	83 O'Sullivan, Patrick	LW	188	41	68	109	66	7	4
17 Widig, Juha	C	502	131	211	342	188	21	0	84 Boucher, Philippe	D	312	32	77	109	255	15	0
18 Palfy, Ziggy	RW	311	150	190	340	137	44	10	85 King, Dwight	LW	348	52	56	108	96	0	2
19 Duchesne, Steve	D	442	99	216	315	399	33	5	86 Zhitnik, Alexei	D	170	26	81	107	208	18	0
20 Granato, Tony	LW	380	148	157	305	821	42	5	87 Sydor, Darryl	D	288	20	85	105	249	5	0
21 Hardy, Mark	D	616	53	250	303	858	27	3	88 Carr, Gene	C	212	38	66	104	184	2	2
22 Kurri, Jari	RW	331	108	185	293	171	43	8	89 Irvine, Ted	LW	207	44	59	103	101	6	1
23 Toffoli, Tyler	RW	515	139	151	290	146	31	6	90 Kempe, Adrian	LW/C	256	41	62	103	134	3	2
24 Visnovsky, Lubomir	D	499	70	209	279	214	31	0	91 Apps Jr., Syl	C	201	31	72	103	59	5	0
25 Stumpel, Jozef	C	334	76	191	267	107	21	0	92 Allison, Jason	C	99	25	77	102	90	7	0
26 Williams, Justin	RW	427	103	163	266	249	25	0	93 Korab, Jerry	D	211	18	84	102	354	7	0
27 Sandstrom, Tomas	RW	235	117	137	254	320	34	1	94 Iafallo, Alex	LW	227	41	60	101	48	8	0
28 Williams, Tommy	LW	372	114	135	249	67	36	0	95 Smyth, Ryan	LW	149	45	55	100	77	20	0
29 McSorley, Marty	D	472	71	163	234	1,846	13	7	96 Avery, Sean	LW	218	35	64	99	667	2	4
30 Corrigan, Mike	RW	401	106	124	230	522	34	1	97 Ferraro, Ray	C	197	48	50	98	223	16	0
31 Carson, Jimmy	C	219	108	111	219	83	45	0	98 O'Donnell, Sean	D	541	15	83	98	940	2	0
32 Stoll, Jarret	C	506	81	133	214	344	24	2	99 Kasper, Steve	C	173	35	62	97	74	4	4
33 Muzzin, Jake	D	496	51	162	213	298	17	0	100 Palmer, Rob	D	222	8	86	94	84	3	1
34 Cammalleri, Michael	LW	298	96	116	212	174	47	0	101 Simmonds, Wayne	RW	240	39	54	93	264	3	0
35 Murray, Glen	RW	304	103	108	211	190	27	8	102 Elik, Todd	C	122	31	60	91	99	3	0
36 Murphy, Larry	D	242	52	155	207	255	22	2	103 Williams, Dave	LW	162	40	50	90	727	6	0
37 Joyal, Eddie	C	318	105	99	204	83	24	1	104 Bernier, Serge	RW	101	33	57	90	55	7	0
38 Armstrong, Derek	C	385	63	139	202	297	19	0	105 Labossiere, Gord	C	161	34	55	89	59	4	0
39 Martinez, Alec	D	597	62	136	198	185	16	1	106 Yachmenev, Vitali	RW	149	29	57	86	30	8	1
40 Smolinski, Bryan	C	295	78	113	191	162	17	5	107 White, Bill	D	189	20	66	86	159	5	1
41 Flett, Bill	RW	323	84	99	183	295	15	0	108 Benning, Brian	D	162	14	72	86	330	5	0
42 Nevin, Bob	RW	235	64	113	177	45	14	3	109 Deadmarsh, Adam	LW	114	46	39	85	96	16	0
43 Wells, Jay	D	604	34	143	177	1,446	11	0	110 Manery, Randy	D	202	20	64	84	173	8	0
44 Kozak, Don	RW	409	94	81	175	450	15	0	111 Carpenter, Bob	C	120	32	51	83	106	13	0
45 Murdoch, Bob	D	414	41	130	171	497	5	1	112 Bozek, Steve	LW	124	46	36	82	82	13	0
46 Donnelly, Mike	LW	307	87	83	170	144	12	4	113 Conroy, Craig	C	130	27	55	82	116	9	3
47 St. Marseille, Frank	RW	304	54	114	168	124	7	0	114 Voynov, Slava	D	190	18	63	81	72	5	0
48 Laperriere, Ian	RW/C	595	61	104	165	1,017	2	3	115 Halward, Doug	D	141	16	65	81	161	10	0
49 Modry, Jaroslav	D	454	35	129	164	338	19	1	116 Millen, Corey	C	88	43	37	80	86	17	3
50 Lewis, Trevor	C	674	70	93	163	171	2	6	117 Pulford, Bob	LW	132	30	50	80	101	8	2
51 Tonelli, John	LW	221	76	86	162	221	18	1	118 Allison, Mike	C	147	32	45	77	257	11	1
52 Venasky, Vic	C	430	61	101	162	66	8	1	119 Corvo, Joe	D	203	27	50	77	88	9	0
53 Galley, Garry	D	361	44	115	159	330	16	1	120 Kennedy, Dean	D	345	13	62	75	591	0	0
54 Perreault, Yanic	C	288	76	80	156	118	14	8	121 Robinson, Larry	D	182	11	64	75	87	1	0
55 MacLellan, Brian	LW	187	61	94	155	124	21	1	122 Terrion, Greg	C	134	27	47	74	122	3	0
56 Belanger, Eric	C	323	63	87	150	169	8	7	123 MacDonald, Lowell	LW	132	35	38	73	22	3	3
57 Smith, Doug	C	304	72	74	146	218	12	2	124 Druce, John	RW	162	38	34	72	84	4	1
58 Pearson, Tanner	LW	325	69	75	144	88	9	1	125 Hopkins, Dean	RW	217	23	49	72	302	3	0
59 Lemieux, Real	LW	382	46	97	143	207	10	2	126 Tocchet, Rick	RW	80	31	40	71	187	11	1
60 Norstrom, Mattias	D	780	14	128	142	583	2	2	127 Redmond, Craig	D	170	13	58	71	122	4	0
61 Johnson, Craig	LW	429	62	79	141	196	17	1	128 Ledyard, Grant	D	142	22	48	70	223	10	0
62 Tsyplakov, Vladimir	RW	261	56	81	137	70	4	2	129 Huddy, Charlie	D	226	11	58	69	184	3	1
63 Handzus, Michal	C	327	57	78	135	135	16	5	130 Conacher, Pat	C	241	36	32	68	121	0	7
64 Richards, Mike	C	257	46	87	133	180	14	5	131 Audette, Donald	RW	98	30	38	68	96	7	0
65 Jensen, Steve	LW	267	71	61	132	177	12	3	132 Engblom, Brian	D	202	9	59	68	190	5	0
66 Marotte, Gilles	D	271	23	107	130	304	8	0	133 Wall, Bob	D	212	23	44	67	108	7	1
67 Clifford, Kyle	LW	660	60	69	129	819	1	0	134 Greene, Matt	D	464	16	51	67	458	0	0

KINGS ALL-TIME SCORING

Player	POS	GP	G	A	PTS	PIM	PPG	SHG	Player	POS	GP	G	A	PTS	PIM	PPG	SHG			
135 Komadoski, Neil	D	378	13	54	67	477	5	0	202 Walker, Sean	D	109	8	26	34	34	1	0			
136 Harris, Billy	RW	128	27	39	66	54	2	4	203 Willisie, Brian	RW	134	15	18	33	79	2	0			
137 Richardson, Brad	C	255	24	41	65	135	0	3	204 Wagner, Austin	LW	127	18	14	32	55	0	0			
138 Todd, Kevin	C	119	22	43	65	58	3	2	205 Rychel, Warren	LW	157	16	16	32	655	0	0			
139 Bonar, Dan	C	170	25	39	64	208	4	1	206 Schultz, Dave	LW	84	12	20	32	259	2	0			
140 Demitra, Pavol	RW	58	25	37	62	42	7	5	207 Campbell, Bryan	C	93	12	20	32	24	0	0			
141 Coffey, Paul	D	60	9	53	62	75	2	0	208 Rochefort, Leon	RW	76	9	23	32	14	1	0			
142 Hakansson, Anders	LW	191	31	30	61	77	1	2	209 Duguay, Ron	RW	85	9	23	32	65	0	0			
143 Peters, Jimmy	C	255	31	29	60	38	4	4	210 Curtis, Paul	D	155	2	30	32	155	0	0			
144 Kannegiesser, Sheldon	D	234	10	50	60	170	3	0	211 Emerson, Nelson	RW	124	17	14	31	79	0	0			
145 Robinson, Doug	LW	127	26	32	58	18	4	0	212 Quinn, Dan	C	44	14	17	31	32	2	0			
146 Lang, Robert	C	147	19	39	58	26	0	2	213 Stenkowski, Pete	C	80	13	18	31	33	0	0			
147 Hughes, Howie	RW	168	25	32	57	30	6	1	214 Preissing, Tom	D	99	11	20	31	22	8	0			
148 Willson, Bert	LW	317	24	32	56	437	1	1	215 Slaney, John	D	63	9	22	31	14	4	1			
149 Lukowich, Morris	LW	115	25	30	55	115	4	0	216 Parse, Scott	LW	73	14	16	30	36	1	0			
150 Lucic, Milan	LW	81	20	35	55	79	2	0	217 Bylsma, Dan	LW	220	9	21	30	122	0	1			
151 Watters, Tim	D	303	5	50	55	529	0	1	218 Moger, Sandy	RW	104	14	15	29	96	1	0			
152 Byers, Mike	RW	100	31	23	54	25	4	0	219 Reinprecht, Steven	C	60	12	17	29	14	3	2			
153 Forbort, Derek	D	268	6	47	53	176	0	00	220 Ravlich, Matt	D	87	6	23	29	75	0	0			
154 Scuderi, Rob	D	306	4	49	53	59	0	0	221 Regehr, Robyn	D	158	6	23	29	93	0	0			
155 St. Laurent, Andre	C	115	18	34	52	179	1	1	222 Gray, Terry	RW	65	12	16	28	22	3	0			
156 Harper, Terry	D	234	6	46	52	313	1	0	223 Blake, Jason	C	82	7	21	28	36	0	0			
157 Miller, Jay	LW	230	27	24	51	865	1	0	224 Degray, Dale	D	63	6	22	28	97	0	0			
158 Menard, Howie	C	91	19	32	51	63	2	0	225 Gleason, Tim	D	125	2	26	28	98	0	0			
159 Chartrand, Brad	LW	215	25	25	50	122	0	3	226 Nurminen, Kai	LW	67	16	11	27	22	4	0			
160 Evans, Daryl	RW	105	21	29	50	25	1	1	227 Purcell, Teddy	RW	103	8	19	27	8	3	0			
161 Grant, Danny	RW	76	20	30	50	10	8	0	228 Moller, Oscar	C	87	12	14	26	22	6	0			
162 Brown, Larry	D	364	5	45	50	152	0	0	229 Turnbull, Ian	D	42	11	15	26	81	1	0			
163 Lacroix, Eric	LW	144	25	24	49	176	5	1	230 Wilson, Murray	LW	58	11	15	26	14	1	0			
164 Shore, Nick	C	221	14	35	49	74	0	1	231 Nagy, Ladislav	LW	38	9	17	26	18	2	0			
165 Fenton, Paul	LW	92	22	26	48	52	8	1	232 Holmes, Warren	C	45	8	18	26	7	2	0			
166 Rolfe, Dale	D	198	7	41	48	246	1	0	233 Karalahti, Jere	D	134	8	18	26	85	4	0			
167 Stevens, Kevin	LW	89	17	30	47	118	7	0	234 Harrold, Peter	D/F	164	8	18	26	50	1	0			
168 Calder, Kyle	LW	139	15	32	47	59	5	0	235 Crossman, Doug	D	74	10	15	25	53	2	0			
169 Miller, Aaron	D	309	7	40	47	211	0	1	236 Chartarw, Rick	D	85	6	19	25	115	1	0			
170 Mitchell, Willie	D	209	11	35	46	123	0	1	237 Hoganson, Dale	D	129	6	19	25	103	0	0			
171 Laidlaw, Tom	D	195	5	40	45	156	0	0	238 Andreoff, Andy	LW	159	13	11	24	214	0	0			
172 Olczyk, Ed	RW/C	67	21	23	44	45	5	1	239 Hicke, Ernie	LW	41	9	15	24	18	1	0			
173 Kostopoulos, Tom	RW	152	15	29	44	173	0	0	Roy, Matt				D	95	6	18	24	18	0	0
174 McIntyre, John	C	178	15	29	44	295	0	1	241 Sopol, Brent	D	55	4	20	24	20	2	0			
175 Howell, Harry	D	168	8	36	44	85	1	0	242 Grenier, Lucien	RW	129	12	11	23	16	2	1			
176 Heinze, Steve	RW	100	20	23	43	58	9	0	243 Loach, Lonnie	LW	50	10	13	23	27	1	0			
177 Kovalchuk, Ilya	LW	81	19	24	43	22	5	0	244 Lizotte, Blake	C	66	6	17	23	20	2	2			
178 Klatt, Trent	RW	82	17	26	43	46	6	0	245 Dowd, Nic	C	91	6	17	23	39	1	0			
179 Hughes, Brent	D	169	7	36	43	217	2	0	246 LaFayette, Nathan	C	94	10	12	22	81	2	2			
180 Hutchison, Dave	D	232	6	37	43	605	1	0	247 Roenick, Jeremy	C	58	9	13	22	36	2	0			
181 Berg, Aki	D	281	5	38	43	202	2	0	248 Jarvis, Wes	C	61	9	13	22	36	1	1			
182 McKenna, Sean	RW	129	21	21	42	29	0	2	249 Gagne, Simon	LW	45	7	15	22	20	0	1			
183 Nolan, Jordan	RW	292	20	22	42	264	0	0	250 Isaksson, Ulf	LW	50	7	15	22	10	0	0			
184 McNabb, Brayden	D	201	6	36	42	198	0	0	251 Drewiske, Davis	D	126	4	18	22	67	1	0			
185 Shutt, Steve	LW	59	16	25	41	10	5	0	252 Thornton, Scott	LW	105	12	9	21	124	0	1			
186 Lewis, Dave	D	221	5	36	41	238	0	0	253 Carlsson, Steve	C	52	9	12	21	23	1	0			
187 Boume, Bob	C	150	20	20	40	63	1	3	254 Jokinen, Olli	C	74	9	12	21	50	3	1			
188 Cahan, Larry	D	209	10	30	40	171	3	0	255 Guay, Paul	RW	93	9	12	21	76	0	0			
189 Shack, Eddie	LW	84	24	14	38	123	4	0	256 Corkum, Bob	C	103	9	12	21	32	1	0			
190 Quincey, Kyle	D	72	4	34	38	63	2	0	257 McEachern, Shawn	LW	49	8	13	21	24	0	3			
191 Courtinall, Russ	RW	115	18	19	37	46	1	5	258 Ahola, Peter	D	79	8	13	21	107	0	0			
192 Amadio, Michael	C	148	16	21	37	24	1	0	259 Makela, Mikko	RW	45	7	14	21	16	0	0			
193 Lesuk, Bill	LW	129	12	25	37	136	1	0	260 Jones, Randy	D	48	5	16	21	28	1	1			
194 Penner, Dustin	LW	117	11	26	37	63	1	0	261 Stuart, Brad	D	63	5	16	21	67	2	0			
195 Long, Barry	D	130	5	32	37	166	1	0	262 Lapointe, Rick	D	93	4	17	21	64	0	0			
196 Buchberger, Kelly	LW	169	14	22	36	193	0	0	263 Unger, Garry	C	58	10	10	20	40	1	0			
197 Shuchuk, Gary	RW	136	12	24	36	64	0	0	264 Jones, Brad	LW	53	9	11	20	57	0	1			
198 Eloranta, Mikko	LW	146	14	21	35	110	2	0	265 Smyth, Brad	RW	53	9	11	20	78	0	0			
199 Paterson, Joe	LW	124	12	22	34	424	2	0	266 Hammond, Ken	D	62	8	12	20	82	1	0			
200 McEwen, Mike	D	47	10	24	34	14	7	0	267 Vopat, Jan	D	65	6	14	20	36	0	0			
201 Krake, Skio	C	88	8	26	34	97	3	1	268 Dempsey, Nathan	D	70	6	14	20	50	1	0			

KINGS ALL-TIME SCORING

Player	POS	GP	G	A	PTS	PIM	PPG	SHG	Player	POS	GP	G	A	PTS	PIM	PPG	SHG
269 Miller, Bob	C	63	4	16	20	35	0	0	336 Chorney, Marc	D	71	3	9	12	58	0	0
270 Hampton, Rick	D	52	3	17	20	22	0	0	337 Mitchell, Torrey	C	49	6	5	11	28	0	0
271 Playfair, Larry	D	111	2	18	20	422	0	0	338 Brodzinski, Jonny	RW	54	6	5	11	10	0	0
272 Price, Noel	D	62	1	19	20	29	0	0	339 Barney, Scott	RW	24	5	6	11	4	2	0
273 Smith, Brian	LW	58	10	9	19	33	1	0	340 Pirmes, Esa	C	57	3	8	11	12	0	1
274 Monahan, Hartland	RW	64	10	9	19	45	0	0	341 Buskas, Rod	D	62	3	8	11	193	0	0
275 Cowie, Rob	D	78	7	12	19	52	2	0	342 Schenn, Luke	D	43	2	9	11	52	1	0
276 Kontos, Chris	RW	19	6	13	19	8	2	0	343 Gibbs, Barry	D	63	2	9	11	32	0	0
277 Anderson, Russ	D	84	6	13	19	146	0	0	344 Boyle, Brian	C	36	8	2	10	46	0	0
278 Burridge, Randy	LW	38	4	15	19	8	2	0	345 Moulson, Matt	LW	29	6	4	10	6	0	0
279 Quick, Jonathan	G	644	0	19	19	58	0	0	346 Potomski, Barry	LW	59	6	4	10	197	1	0
280 Ivanans, Raitis	LW	276	12	6	18	555	0	0	347 Grundstrom, Carl	RW	28	5	5	10	14	0	0
281 Tuomainen, Marko	RW	74	9	9	18	84	2	1	348 Finn, Steven	D	104	5	5	10	186	0	0
282 Mickey, Larry	RW	65	6	12	18	46	0	1	349 Baumgartner, Ken	LW	91	4	6	10	503	0	0
283 Liba, Igor	RW	27	5	13	18	21	1	0	350 Tookey, Tim	C	27	3	7	10	12	0	0
284 Rosa, Pavel	RW	36	5	13	18	6	0	0	351 Johansen, Trevor	D	46	3	7	10	69	0	0
285 Leipsic, Brendan	LW	45	5	13	18	22	1	0	352 Ehrhoff, Christian	D	40	2	8	10	32	0	0
286 Petit, Michel	D	49	5	13	18	111	2	0	353 Zmolek, Doug	D	119	2	8	10	249	0	0
287 LaDue, Paul	D	69	5	13	18	22	1	0	354 Gravel, Kevin	D	70	1	9	10	8	1	0
288 McBain, Jamie	D	70	5	13	18	10	2	0	355 Thompson, Brent	D	81	1	9	10	246	0	0
289 Weaver, Mike	D	92	3	15	18	30	1	0	356 Lundmark, Jamie	C	29	7	2	9	25	0	0
290 Lecavalier, Vincent	C	42	10	7	17	20	6	0	357 Ignina, Jarome	RW	19	6	3	9	16	3	0
291 Johnson, Jim	C	28	8	9	17	6	3	2	358 Sturm, Marc	LW	17	4	5	9	17	1	0
292 Crowder, Keith	RW	55	4	13	17	93	0	0	359 Couturier, Sylvan	C	33	4	5	9	4	1	0
293 Dallman, Kevin	D	87	4	13	17	16	0	0	360 Gilhen, Randy	C	33	3	6	9	14	0	1
294 Fraser, Colin	C	134	4	13	17	122	0	0	361 Potvin, Jean	D	43	3	6	9	37	0	0
295 Rota, Randy	LW	58	10	6	16	16	0	0	362 Senel, Chris	D	32	2	7	9	22	0	2
296 Luff, Matt	RW	51	9	7	16	11	1	0	363 Karjalainen, Kyosti	RW	28	1	8	9	12	0	0
297 Houston, Ken	RW	33	8	8	16	11	0	0	364 Kaberle, Fransitek	D	37	0	9	9	4	0	0
298 Amadio, Dave	D	124	5	11	16	161	1	0	365 Frk, Martin	RW	17	6	2	8	4	1	0
299 Rasmussen, Erik	LW	57	4	12	16	28	0	0	366 Ward, Dixon	LW	34	6	2	8	45	2	0
300 Hutton, Ben	D	65	4	12	16	14	0	0	367 Parrish, Mark	RW	19	5	3	8	4	3	0
301 Phaneuf, Dion	D	93	4	12	16	68	3	0	368 McDonough, Al	RW	37	5	3	8	8	1	0
302 Barrie, Doug	D	48	3	13	16	47	1	0	369 Kilrea, Brian	C	25	3	5	8	12	0	0
303 Christoff, Steve	RW	58	8	7	15	13	0	0	370 McDonough, Hubie	C	26	3	5	8	10	0	0
304 Sim, Jon	LW	62	6	9	15	46	0	0	371 Anderson, Ron	RW	56	3	5	8	26	0	0
305 Pionkarovsky, Alexei	LW	61	5	10	15	36	1	0	372 Hangsleben, Al	LW	18	2	6	8	65	0	0
306 Bjuggstad, Scott	LW	64	5	10	15	24	0	0	373 Heward, Jamie	D	19	2	6	8	20	1	0
307 Bednar, Jaroslav	LW	37	4	11	15	12	1	0	374 Zizka, Tomas	D	25	2	6	8	16	1	0
308 Cowan, Jeff	LW	80	10	4	14	129	1	0	375 Houda, Doug	D	54	2	6	8	165	0	0
309 Loktionov, Andrei	C	59	7	7	14	4	1	0	376 Lilja, Andreas	D	45	1	7	8	40	1	0
310 Straka, Martin	RW	32	6	8	14	4	1	1	377 Beck, Barry	D	52	1	7	8	53	0	0
311 Duff, Dick	LW	39	6	8	14	8	0	0	378 Halkidis, Bob	D	54	1	7	8	189	0	0
312 Johnson, Matt	LW	182	6	8	14	681	0	0	379 Hrudely, Kelly	G	360	0	8	8	66	0	0
313 Shevalier, Jeff	LW	27	5	9	14	6	1	0	380 McLean, Donald	C	22	5	2	7	4	2	0
314 McKenna, Steve	LW	137	5	9	14	348	1	0	381 Robitaille, Rand	C	18	4	3	7	17	2	0
315 Prokhorkin, Nikolai	LW	43	4	10	14	6	0	0	382 Vildard, Gabriel	C	10	3	4	7	4	1	0
316 Bodger, Doug	D	65	3	11	14	34	0	0	383 Kelly, Steve	C	37	3	4	7	6	0	0
317 Mulheim, Richard	D	51	2	12	14	39	1	0	384 Holland, Jason	D	57	3	4	7	24	0	0
318 Selwood, Brad	D	63	1	13	14	82	1	0	385 Norton, Brad	D	73	3	4	7	174	0	0
319 Demarco, Ab	D	63	7	6	13	12	2	0	386 Howe, Don	LW	33	2	5	7	6	0	0
320 Phair, Lyle	LW	48	6	7	13	12	0	0	387 Hunter, Trent	RW	38	2	5	7	8	0	0
321 Barrie, Len	C	46	5	8	13	56	0	0	388 Edestrand, Darryl	D	68	1	6	7	61	0	0
322 Heaslip, Mark	RW	69	4	9	13	45	0	0	389 Mulvey, Paul	LW	11	0	7	7	50	0	0
323 MacDermid, Kurtis	D	90	4	9	13	115	0	0	390 Holt, Randy	D	78	0	7	7	296	0	0
324 Prajsler, Petr	D	43	3	10	13	49	1	0	391 Melanson, Roland	G	119	0	7	7	44	0	0
325 Folin, Christian	D	65	3	10	13	30	0	0	392 Crockett, Gary	LW	14	5	1	6	6	3	0
326 Giuliano, Jeff	C	101	3	10	13	40	0	0	393 Grieve, Brent	LW	18	4	2	6	15	0	0
327 Hiller, Jim	RW	40	6	6	12	90	1	0	394 Rieder, Tobias	LW	20	4	2	6	0	0	0
328 Hextall, Dennis	LW	28	5	7	12	40	2	0	395 Volmar, Doug	RW	21	4	2	6	16	0	0
329 Thompson, Nate	C	79	5	7	12	27	0	0	396 LaVoie, Dominic	D	8	3	3	6	2	2	0
330 Laughlin, Craig	RW	19	4	8	12	6	2	0	397 LaVallee, Kevin	LW	19	3	3	6	2	0	0
331 Mokosak, Carl	LW	30	4	8	12	43	0	0	398 Duncanson, Craig	LW	28	3	3	6	45	0	0
332 Setoguchi, Devin	RW	45	4	8	12	14	0	0	399 Brown, Kevin	RW	30	3	3	6	22	0	0
333 Wilks, Brian	C	48	4	8	12	27	0	0	400 Morrison, Dave	RW	31	3	3	6	4	0	0
334 Vopat, Roman	C	57	4	8	12	121	1	0	401 Martin, Rick	LW	4	2	4	6	2	1	0
335 Fantenberger, Oscar	D	73	4	8	12	21	0	0	402 Breault, Frank	RW	27	2	4	6	42	0	0

KINGS ALL-TIME SCORING

Player	POS	GP	G	A	PTS	PIM	PPG	SHG	Player	POS	GP	G	A	PTS	PIM	PPG	SHG
403 Hoene, Phil	LW	37	2	4	6	22	0	1	470 Storr, Jamie	G	121	0	3	3	22	0	0
404 Frattin, Matt	RW	40	2	4	6	11	1	0	471 Fiset, Stephane	G	200	0	3	3	18	0	0
405 Tripp, John	RW	34	1	5	6	33	0	0	472 Vachon, Rogie	G	389	0	3	3	14	0	0
406 Tsygurov, Denis	D	39	1	5	6	33	1	0	473 Strbak, Martin	D	5	2	0	2	8	0	0
407 McBean, Wayne	D	60	0	6	6	49	0	0	474 Barrett, Fred	D	15	2	0	2	8	0	0
408 Lessard, Mario	G	240	0	6	6	30	0	0	475 Belanger, Ken	LW	52	2	0	2	109	0	0
409 Versteeg, Kris	RW	14	4	1	5	9	0	0	476 Currie, Dan	LW	5	1	1	2	0	0	0
410 Hachborn, Len	C	24	4	1	5	2	1	0	477 Sims, Al	D	9	1	1	2	16	0	0
411 Moore, Trevor	C	15	3	2	5	2	0	0	478 Tardif, Patrice	RW	15	1	1	2	37	1	0
412 Modin, Fredrik	LW	20	3	2	5	14	2	0	479 Valicevic, Rob	C	17	1	1	2	8	0	0
413 Grimson, Stu	LW	72	3	2	5	235	0	0	480 Paek, Jim	D	18	1	1	2	10	0	0
414 Wiemer, Jim	D	9	2	3	5	20	0	1	481 Ellis, Matt	LW	19	1	1	2	14	0	1
415 Mongrain, Bob	C	11	2	3	5	2	0	0	482 Segal, Brandon	RW	25	1	1	2	20	0	0
416 Gruhl, Scott	LW	14	2	3	5	6	0	0	483 Carrillo, Daniel	LW	26	1	1	2	57	0	0
417 Pushkarev, Konstantin	LW	17	2	3	5	8	0	0	484 Mair, Adam	C	28	1	1	2	63	0	0
418 Parros, George	RW	55	2	3	5	138	0	0	485 Brickley, Daniel	D	5	0	2	2	0	0	0
419 Ronning, Cliff	C	14	1	4	5	8	1	0	486 Blomsten, Arto	D	6	0	2	2	0	0	0
420 Gilbert, Tom	D	18	1	4	5	6	0	0	487 Babych, Dave	D	8	0	2	2	2	0	0
421 Jokinen, Jussi	LW	18	1	4	5	4	0	0	488 Richmond, Steve	D	9	0	2	2	26	0	0
422 Hagelin, Carl	LW	22	1	4	5	8	0	0	489 Schenn, Brayden	C	9	0	2	2	0	0	0
423 Ryan, Joakim	D	35	1	4	5	10	0	0	490 Schmidt, Chris	C	10	0	2	2	5	0	0
424 Westgarth, Kevin	RW	90	1	4	5	153	0	0	491 Dineen, Peter	D	11	0	2	2	8	0	0
425 Zeiler, John	RW	90	1	4	5	87	0	0	492 Abgrall, Dennis	RW	13	0	2	2	4	0	0
426 Vey, Linden	RW	18	0	5	5	0	0	0	493 Clune, Rich	LW	14	0	2	2	26	0	0
427 Thomas, Scott	LW	24	3	1	4	9	0	0	494 Halpern, Jeff	C	16	0	2	2	12	0	0
428 Aulin, Jared	C	17	2	2	4	0	1	0	495 Murray, Marty	C	19	0	2	2	4	0	0
429 Leveque, Guy	C	17	2	2	4	21	0	0	496 Baron, Marco	G	21	0	2	2	10	0	0
430 Glennie, Brian	D	18	2	2	4	22	0	0	497 McAlpine, Chris	D	21	0	2	2	24	0	0
431 Lindholm, Mikael	C	18	2	2	4	2	0	0	498 Whyte, Sean	RW	21	0	2	2	12	0	0
432 Crowder, Troy	RW	44	2	2	4	141	0	0	499 Murray, Jim	D	30	0	2	2	14	0	0
433 Thomson, Jim	RW	62	2	2	4	237	0	0	500 Crowe, Phil	LW	31	0	2	2	77	0	0
434 Gauthier, Denis	D	65	2	2	4	90	0	0	501 Chapdelaine, Rene	D	32	0	2	2	32	0	0
435 English, John	D	3	1	3	4	4	1	0	502 Jones, Martin	G	34	0	2	2	0	0	0
436 Vlasak, Tomas	LW	10	1	3	4	2	0	0	503 Mattsson, Markus	G	38	0	2	2	0	0	0
437 Sekera, Andrej	D	16	1	3	4	6	0	0	504 Stauber, Robb	G	56	0	2	2	22	0	0
438 McReynolds, Brian	C	20	1	3	4	4	0	0	505 Bernier, Jonathan	G	62	0	2	2	0	0	0
439 Green, Josh	LW	27	1	3	4	8	1	0	506 Grahame, Ron	G	66	0	2	2	8	0	0
440 Moreau, Ethan	LW	28	1	3	4	20	0	0	507 Eliot, Darren	G	84	0	2	2	22	0	0
441 Visheau, Mark	D	28	1	3	4	107	0	0	508 Elkins, Corey	C	3	1	0	1	0	0	0
442 Scruton, Howard	D	4	0	4	4	9	0	0	509 Nechayev, Victor	C	3	1	0	1	0	0	0
443 Klima, Petr	LW	8	0	4	4	2	0	0	510 Murray, Brady	C	4	1	0	1	6	0	0
444 Langevin, Dave	D	11	0	4	4	7	0	0	511 Carlin, Brian	LW	5	1	0	1	0	0	0
445 Broten, Neal	C	19	0	4	4	0	0	0	512 LaForest, Bob	RW	5	1	0	1	2	1	0
446 Lemieux, Jacques	D	19	0	4	4	8	0	0	513 DiPietro, Paul	C	6	1	0	1	6	0	0
447 Tverdoksov, Oleg	D	26	0	4	4	10	0	0	514 Giroux, Pierre	C	6	1	0	1	17	0	0
448 Woytowich, Bob	D	36	0	4	4	6	0	0	515 Gratton, Dan	LW	7	1	0	1	5	0	0
449 Chychrun, Jeff	D	43	0	4	4	99	0	0	516 Nemecek, Jan	D	7	1	0	1	4	0	0
450 Garon, Mathieu	G	95	0	4	4	14	0	0	517 Scherbak, Nikita	RW	8	1	0	1	2	0	0
451 Janecyk, Bob	G	102	0	4	4	42	0	0	518 Kanko, Petr	RW	10	1	0	1	0	0	0
452 Potvin, Felix	G	136	0	4	4	25	0	0	519 Luce, Don	C	10	1	0	1	2	0	0
453 Stamler, Lorne	LW	9	2	1	3	2	0	0	520 McCauley, Allyn	C	10	1	0	1	2	0	0
454 Clarke, Noah	RW	20	2	1	3	4	0	1	521 Redmond, Keith	LW	12	1	0	1	20	0	0
455 Anderson, Jim	LW	7	1	2	3	2	0	0	522 Walker, Gordie	RW	12	1	0	1	2	0	0
456 Larouche, Steve	C	7	1	2	3	4	1	0	523 Morgan, Jason	C	14	1	0	1	4	0	0
457 Churla, Shane	RW	11	1	2	3	37	0	0	524 Walker, Russ	RW	17	1	0	1	41	0	0
458 Clippingdale, Steve	LW	16	1	2	3	9	0	0	525 O'Dwyer, Billy	C	18	1	0	1	15	0	0
459 Mersch, Michael	LW	17	1	2	3	0	0	0	526 Flinn, Ryan	LW	31	1	0	1	84	0	0
460 Currie, Glen	C	19	1	2	3	9	1	0	527 Brennan, Kip	LW	41	1	0	1	158	0	0
461 Hillman, Larry	D	22	1	2	3	11	0	0	528 Muir, Bryan	D	2	0	1	1	2	0	0
462 Inglis, Billy	C	22	1	2	3	0	0	0	529 Brown, Jim	D	3	0	1	1	5	0	0
463 Beverley, Nick	D	7	0	3	3	0	0	0	530 Jay, Bob	D	3	0	1	1	0	0	0
464 Grebeshkov, Denis	D	12	0	3	3	12	0	0	531 Crashley, Bart	D	4	0	1	1	6	0	0
465 Monahan, Gary	RW	21	0	3	3	12	0	0	532 Germain, Eric	D	4	0	1	1	13	0	0
466 Smithson, Jerred	C	30	0	3	3	25	0	0	533 Goverde, Dave	G	4	0	1	1	0	0	0
467 Ellerby, Keaton	D	35	0	3	3	16	0	0	534 Jensen, Al	G	5	0	1	1	0	0	0
468 Yushkevich, Dmitry	D	42	0	3	3	24	0	0	535 Anderson, Mikey	D	6	0	1	1	0	0	0
469 Healy, Glenn	G	83	0	3	3	34	0	0	536 Garland, Scott	C	6	0	1	1	24	0	0

KINGS ALL-TIME SCORING

Player	POS	GP	G	A	PTS	PIM	PPG	SHG	Player	POS	GP	G	A	PTS	PIM	PPG	SHG
537 Heidt, Mike	D	6	0	1	1	7	0	0	604 James, Connor	C	2	0	0	0	0	0	0
538 Helander, Peter	D	7	0	1	1	0	0	0	605 Petiot, Richard	D	2	0	0	0	0	2	0
539 Podollan, Jason	RW	7	0	1	1	7	0	0	606 Schaller, Tim	LW	2	0	0	0	0	0	0
540 Stanfield, Jim	LW	7	0	1	1	0	0	0	607 Stephenson, Shay	LW	2	0	0	0	0	0	0
541 Ward, Jason	RW	7	0	1	1	4	0	0	608 Williams, Darryl	RW	2	0	0	0	10	0	0
542 Weeks, Steve	G	7	0	1	1	0	0	0	609 Witherspoon, Jim	D	2	0	0	0	2	0	0
543 Brennan, Dan	LW	8	0	1	1	9	0	0	610 Bach, Ryan	G	3	0	0	0	0	0	0
544 Larocque, Denis	D	8	0	1	1	18	0	0	611 Bjornfot, Tobias	D	3	0	0	0	0	0	0
545 Murphy, Bob	C	8	0	1	1	22	0	0	612 Campbell, Andrew	D	3	0	0	0	0	0	0
546 Anderson-Dolan, Jaret	C	9	0	1	1	0	0	0	613 Convery, Brandon	C	3	0	0	0	4	0	0
547 Ruthford, Jim	G	10	0	1	1	0	0	0	614 Marson, Mike	LW	3	0	0	0	5	0	0
548 Schultz, Jeff	D	10	0	1	1	4	0	0	615 Turner, Dean	D	3	0	0	0	4	0	0
549 Sinisalo, Ilkka	LW	10	0	1	1	4	0	0	616 Caron, Jacques	G	4	0	0	0	0	0	0
550 Hamel, Gilles	LW	11	0	1	1	2	0	0	617 Clague, Kale	D	4	0	0	0	2	0	0
551 Laich, Brooks	C	12	0	1	1	6	0	0	618 Fukufuji, Yutaka	G	4	0	0	0	0	0	0
552 Ryan, Matt	C	12	0	1	1	2	0	0	619 Hayward, Rick	D	4	0	0	0	5	0	0
553 Pronger, Sean	C	13	0	1	1	4	0	0	620 Johnston, Larry	D	4	0	0	0	4	0	0
554 Carter, Anson	RW	15	0	1	1	0	0	0	621 Logan, Bob	RW	4	0	0	0	0	0	0
555 Mikkelsen, Bill	D	15	0	1	1	6	0	0	622 McCosh, Shawn	RW	4	0	0	0	4	0	0
556 Fitzpatrick, Mark	G	17	0	1	1	2	0	0	623 Sheehan, Bobby	C	4	0	0	0	2	0	0
557 Legace, Manny	G	17	0	1	1	0	0	0	624 Smith, Dennis	D	4	0	0	0	4	0	0
558 Kuemper, Darcy	G	19	0	1	1	0	0	0	625 Tambellini, Jeff	LW	4	0	0	0	2	0	0
559 Kuznetsov, Maxim	D	19	0	1	1	20	0	0	626 Cousineau, Marcel	G	5	0	0	0	0	0	0
560 Scrivens, Ben	G	19	0	1	1	0	0	0	627 Jackman, Tim	RW	5	0	0	0	10	0	0
561 Burke, Sean	G	23	0	1	1	4	0	0	628 Jenkins, Dean	RW	5	0	0	0	2	0	0
562 Potvin, Marc	RW	23	0	1	1	87	0	0	629 Pasin, Dave	LW	5	0	0	0	0	0	0
563 Cloutier, Dan	G	33	0	1	1	23	0	0	630 Piskula, Joe	D	5	0	0	0	6	0	0
564 Blake, Mike	G	40	0	1	1	0	0	0	631 Schamehorn, Kevin	RW	5	0	0	0	4	0	0
565 Tuer, Al	D	45	0	1	1	150	0	0	632 Seguin, Steve	RW	5	0	0	0	9	0	0
566 Keans, Doug	G	56	0	1	1	7	0	0	633 Short, Steve	D	5	0	0	0	2	0	0
567 Campbell, Jack	G	57	0	1	1	0	0	0	634 Smith, Billy	G	5	0	0	0	5	0	0
568 Budaj, Peter	G	57	0	1	1	0	0	0	635 Tukonen, Lauri	RW	5	0	0	0	0	0	0
569 Laskoski, Gary	G	59	0	1	1	6	0	0	636 Bekar, Derek	RW	6	0	0	0	4	0	0
570 LaBarbera, Jason	G	93	0	1	1	4	0	0	637 Fortier, Marc	C	6	0	0	0	5	0	0
571 Desjardins, Gerry	G	103	0	1	1	6	0	0	638 Gans, Dave	C	6	0	0	0	2	0	0
572 Edwards, Gary	G	155	0	1	1	14	0	0	639 Bishop, Ben	G	7	0	0	0	2	0	0
573 Barnes, Blair	RW	1	0	0	0	0	0	0	640 Rempal, Sheldon	RW	7	0	0	0	0	0	0
574 Bergeron, J.C.	G	1	0	0	0	0	0	0	641 Gauthier, Gabe	C	8	0	0	0	2	0	0
575 Chouinard, Mathieu	G	1	0	0	0	0	0	0	642 Thomlinson, Dave	LW	8	0	0	0	21	0	0
576 Cliche, Marc-Andre	C	1	0	0	0	0	0	0	643 Dufresne, Donald	D	9	0	0	0	10	0	0
577 Foley, Gerry	RW	1	0	0	0	0	0	0	644 Gibson, John	D	10	0	0	0	39	0	0
578 Gladney, Bob	D	1	0	0	0	2	0	0	645 Weal, Jordan	C	10	0	0	0	2	0	0
579 Hauser, Adam	G	1	0	0	0	0	0	0	646 Brust, Barry	G	11	0	0	0	0	0	0
580 Hocking, Justin	D	1	0	0	0	0	0	0	647 Chabot, Frederic	G	12	0	0	0	0	0	0
581 Hofford, Jim	D	1	0	0	0	2	0	0	648 Scott, Ron	G	12	0	0	0	2	0	0
582 Huard, Bill	LW	1	0	0	0	2	0	0	649 Zatkoff, Jeff	G	13	0	0	0	0	0	0
583 Jaks, Pauli	G	1	0	0	0	0	0	0	650 Fuhr, Grant	G	14	0	0	0	2	0	0
584 Lavigne, Eric	D	1	0	0	0	0	0	0	651 Knickle, Rick	G	14	0	0	0	2	0	0
585 Marinucci, Chris	C	1	0	0	0	0	0	0	652 Passmore, Steve	G	14	0	0	0	0	0	0
586 Moxey, Jim	RW	1	0	0	0	2	0	0	653 Enroth, Jhonas	G	16	0	0	0	0	0	0
587 Pageau, Paul	G	1	0	0	0	0	0	0	654 Simmons, Gary	G	18	0	0	0	6	0	0
588 Popiel, Poul	D	1	0	0	0	0	0	0	655 Petersen, Cal	G	19	0	0	0	0	0	0
589 Scott, Travis	G	1	0	0	0	0	0	0	656 Aubin, Jean-Sebastien G	19	0	0	0	0	0	0	0
590 Semchuk, Brandy	RW	1	0	0	0	2	0	0	657 Klemm, Jon	D/RW	22	0	0	0	10	0	0
591 Taylor, Daniel	G	1	0	0	0	0	0	0	658 Norris, Jack	G	25	0	0	0	0	0	0
592 Van der Gulik, David	LW	1	0	0	0	0	0	0	659 Gosselin, Mario	G	26	0	0	0	0	0	0
593 Waddell, Don	D	1	0	0	0	0	0	0	660 Sawchuck, Terry	G	36	0	0	0	0	0	0
594 Auger, Justin	RW	2	0	0	0	0	0	0	661 Cechmanek, Roman	G	49	0	0	0	2	0	0
595 Batsyrhin, Ruslan	D	2	0	0	0	6	0	0	662 Ersberg, Erik	G	53	0	0	0	2	0	0
596 Blight, Rick	RW	2	0	0	0	2	0	0	663 Huet, Cristobal	G	53	0	0	0	4	0	0
597 Brennan, Rich	D	2	0	0	0	0	0	0	664 Berthiaume, Daniel	G	56	0	0	0	10	0	0
598 Brown, Rob	RW	2	0	0	0	0	0	0	665 Rutledge, Wayne	G	82	0	0	0	11	0	0
599 Carriere, Larry	D	2	0	0	0	0	0	0	666 Dejordy, Denis	G	86	0	0	0	0	0	0
600 Crescenzi, Andrew	C	2	0	0	0	2	0	0	667 Dafoe, Byron	G	87	0	0	0	0	0	0
601 Donato, Ted	LW	2	0	0	0	2	0	0									
602 Dufour, Marc	RW	2	0	0	0	0	0	0									
603 Hnilicka, Milan	G	2	0	0	0	0	0	0									

KINGS ALL-TIME GOALTENDER STATISTICS

	GOALIE	GP	MIN	W	L	OT	GA	SO	SA	S%	GAA	G	A	PIM
1	Quick, Jonathan	644	37,613	325	240	67	1,499	52	17,312	.913	2.39	0	19	58
2	Vachon, Rogie	389	22,875	171	148	66	1,091	32	11,058	.901	2.86	0	3	14
3	Hrudey, Kelly	360	20,474	145	135	55	1,185	10	11,336	.895	3.47	0	8	66
4	Lessard, Mario	240	13,493	92	97	39	844	9	6,714	.874	3.75	0	6	30
5	Storr, Jamie	205	10,851	85	78	21	456	16	5,055	.910	2.52	0	3	26
6	Fiset, Stephane	200	11,292	80	85	22	532	10	5,692	.907	2.83	0	3	18
7	Edwards, Gary	155	8,785	54	68	22	497	7	4,499	.889	3.39	0	1	14
8	Potvin, Felix	136	7,848	61	52	16	308	14	3,244	.905	2.35	0	4	25
9	Melanson, Roland	119	6,816	40	58	14	469	3	3,569	.869	4.13	0	7	50
10	Desjardins, Gerry	104	5,944	26	58	14	348	7	3,246	.893	3.51	0	1	20
11	Janecyk, Bob	103	5,876	42	44	12	407	2	3,041	.866	4.16	0	4	44
12	Garon, Mathieu	95	5,225	44	36	9	264	6	2,587	.898	3.03	0	4	14
13	LaBarbera, Jason	93	4,849	33	40	8	237	4	2,468	.904	2.93	0	1	4
14	Dafoe, Byron	87	4,829	27	41	13	284	1	2,717	.895	3.53	0	0	6
15	Dejordy, Denis	86	4,807	23	45	15	299	1	2,686	.889	3.73	0	0	0
16	Eliot, Darren	83	4,691	24	41	11	358	1	2,392	.850	4.58	0	2	22
17	Healy, Glenn	83	4,615	37	37	3	333	1	2,538	.869	4.33	0	3	34
18	Rutledge, Wayne	82	4,318	28	38	7	242	2	2,244	.892	3.36	0	0	11
19	Grahame, Ron	66	3,701	23	32	7	262	2	1,965	.867	4.25	0	2	8
20	Bernier, Jonathan	62	3,460	29	20	6	136	6	1,553	.912	2.36	0	2	0
21	Laskoski, Gary	59	2,939	19	27	5	228	0	1,528	.851	4.65	0	1	6
22	Budaj, Peter	57	3,163	28	21	3	117	7	1,347	.913	2.22	0	1	0
23	Berthiaume, Daniel	56	3,099	27	21	5	183	1	1,627	.887	3.54	0	0	10
24	Stauber, Robb	56	2,978	19	20	9	189	1	1,742	.891	3.81	0	2	22
25	Keans, Doug	56	2,746	13	18	13	187	0	1,372	.864	4.09	0	1	7
26	Ersberg, Erik	53	2,827	18	19	10	120	2	1,337	.910	2.55	0	0	2
27	Huet, Cristobal	53	2,740	14	20	11	110	4	1,202	.908	2.41	0	0	4
28	Cechmanek, Roman	49	2,701	18	21	6	113	5	1,198	.906	2.51	0	0	2
29	Blake, Mike	40	2,112	13	15	5	150	0	1,132	.867	4.26	0	1	6
30	Mattsson, Markus	38	1,992	12	13	6	144	2	982	.853	4.34	0	2	2
31	Campbell, Jack	57	3,081	20	24	5	129	2	1,567	.918	2.51	0	1	0
32	Sawchuk, Terry	36	1,934	10	17	5	99	2	912	.891	3.07	0	0	0
33	Jones, Martin	34	1,870	16	11	2	62	7	807	.923	1.99	0	2	0
34	Cloutier, Dan	33	1,770	8	18	3	113	0	855	.868	3.83	0	1	23
35	Gosselin, Mario	26	1,226	7	11	1	79	0	583	.864	3.87	0	0	0
36	Norris, Jack	25	1,305	7	11	2	85	0	762	.888	3.91	0	0	0
37	Burke, Sean	23	1,310	6	10	5	68	1	687	.901	3.11	0	1	4
38	Baron, Marco	21	1,206	3	14	4	87	0	628	.861	4.33	0	2	10
39	Kuemper, Darcy	19	999	10	1	3	35	3	516	.932	2.10	0	1	0
40	Scrivens, Ben	19	975	7	5	4	32	3	464	.931	1.97	0	1	0
41	Aubin, Jean-Sebastien	19	828	5	6	1	44	0	385	.886	3.19	0	0	0
42	Simmons, Gary	18	929	3	9	3	60	0	454	.868	3.88	0	0	8
43	Fitzpatrick, Mark	17	957	6	7	3	64	0	563	.886	4.01	0	1	2
44	Legace, Manny	17	899	2	9	2	39	0	439	.911	2.60	0	1	0
45	Enroth, Jhonas	16	856	7	5	1	31	2	398	.922	2.17	0	0	0
46	Passmore, Steve	14	718	3	8	1	37	1	310	.881	3.09	0	0	0
47	Knickle, Rick	14	706	7	6	0	44	0	363	.879	3.74	0	0	2
48	Fuhr, Grant	14	698	1	7	3	47	0	379	.876	4.04	0	0	2
49	Zatkoff, Jeff	13	550	2	7	1	27	0	223	.879	2.94	0	0	0
50	Scott, Ron	12	654	5	6	0	40	0	319	.875	3.67	0	0	2
51	Chabot, Frederic	12	554	3	3	2	29	0	267	.891	3.14	0	0	0
52	Petersen, Cal	19	1,099	10	7	1	48	1	624	.923	2.62	0	0	0
53	Brust, Barry	11	486	2	4	1	30	0	245	.877	3.70	0	0	0
54	Rutherford, Jim	10	560	6	3	0	53	0	303	.825	5.68	0	1	0
55	Bishop, Ben	7	410	2	3	2	17	0	170	.900	2.49	0	0	2
56	Weeks, Steve	7	252	1	3	0	17	0	136	.875	4.04	0	1	0
57	Smith, Billy	5	300	1	3	1	23	0	178	.871	4.60	0	0	5
58	Jensen, Al	5	299	1	4	0	27	0	153	.824	5.42	0	1	0
59	Goverde, Dave	5	278	1	4	0	29	0	151	.808	6.25	0	1	0
60	Cousineau, Marcel	5	171	1	1	0	6	0	64	.906	2.11	0	0	0
61	Caron, Jacques	4	200	0	3	0	13	0	105	.876	3.90	0	0	0
62	Fukufuji, Yutaka	4	96	0	3	0	7	0	43	.837	4.37	0	0	0
63	Bach, Ryan	3	108	0	3	0	8	0	66	.879	4.45	0	0	0
64	Hnilicka, Milan	2	80	0	1	0	5	0	42	.881	3.76	0	0	0
65	Pageau, Paul	1	60	0	1	0	8	0	34	.765	8.00	0	0	0
66	Bergeron, J.C.	1	56	0	1	0	4	0	35	.886	4.30	0	0	0
67	Hauser, Adam	1	51	0	0	0	6	0	24	.750	7.06	0	0	0
68	Jaks, Pauli	1	40	0	0	0	2	0	25	.920	3.00	0	0	0
69	Scott, Travis	1	25	0	0	0	3	0	10	.700	7.20	0	0	0
70	Taylor, Daniel	1	20	0	0	0	2	0	10	.800	6.00	0	0	0
71	Chouinard, Mathieu	1	3	0	0	0	0	0	2	1.000	0.00	0	0	0

*Team shutouts include a shared shutout by Keans and Lessard vs. Boston on February 20, 1980 (3-0) and a shared shutout by Fiset and Legace at New Jersey on October 28, 1998 (4-0).

KINGS ALL-TIME ROSTER

PLAYER	POS	YEARS	UNI #	PLAYER	POS	YEARS	UNI #	
A				B				
1	Abgrall, Dennis	RW	1975-76	21	Babych, Dave	D	1998-99	
2	Ahola, Peter	D	1991-93	26	Bach, Ryan	G	1998-99	
3	Allison, Jason	C	2001-04	41	Backstrom, Ralph	C	1970-73	
4	Allison, Mike	C	1987-90	10	Barnes, Blair	RW	1982-83	
5	Amadio, Dave	D	1967-69	5, 3	Barney, Scott	RW	2002-04	
6	Amadio, Michael	C	2017-20	52, 10	Baron, Marco	G	1983-84	
7	Anderson, Jim	LW	1967-68	22	Barrett, Fred	D	1983-84	
8	Anderson, Mikey	D	2019-20	44	Barrie, Doug	D	1971-72	
9	Anderson, Ron	RW	1968-69	20	Barrie, Len	C	1999-00	
10	Anderson, Russ	D	1983-85	4	Batyrrshin, Ruslan	D	1995-96	
11	Anderson-Dolan, Jaret	C	2018-19	28	Baumgartner, Ken	LW	1987-90	
12	Andreoff, Andy	LW	2014-18	15	Beck, Barry	D	1989-90	
13	Apps Jr., Syl	C	1977-80	14	Bednar, Jaroslav	LW	2001-03	
14	Armstrong, Derek	C	2002-09	32, 7	Bekar, Derek	RW	2002-03	
15	Aubin, Jean-Sebastien	G	2007-08	37	Belanger, Eric	C	2000-06	
16	Audette, Donald	RW	1998-00	34, 10	Belanger, Ken	LW	2001-06	
17	Auger, Justin	RW	2017-18	79	Benning, Brian	D	1989-92	
18	Aulin, Jared	C	2002-03	31	Berg, Aki	D	1995-98;	
19	Avery, Sean	LW	2002-07	19	Bergeron, J.C.	G	1999-01	
B				C				
20	Babych, Dave	D	1998-99	44	78	Cahan, Larry	D	1968-71
21	Bach, Ryan	G	1998-99	31	79	Calder, Kyle	LW	2007-09
22	Backstrom, Ralph	C	1970-73	9	80	Cammalleri, Michael	LW	2002-08;
23	Barnes, Blair	RW	1982-83	14				2017-18
24	Barney, Scott	RW	2002-04	62	81	Campbell, Andrew	D	2013-14
25	Baron, Marco	G	1983-84	31	82	Campbell, Bryan	C	1967-70
26	Barrett, Fred	D	1983-84	28				2017-18
27	Barrie, Doug	D	1971-72	3				2013-14
28	Barrie, Len	C	1999-00	19	83	Campbell, Jack	G	2016-20
29	Batyrrshin, Ruslan	D	1995-96	45	84	Carcillo, Daniel	LW	2013-14
30	Baumgartner, Ken	LW	1987-90	22	85	Carlin, Brian	LW	1971-72
31	Beck, Barry	D	1989-90	21	86	Carlson, Steve	C	1979-80
32	Bednar, Jaroslav	LW	2001-03	7, 27	87	Caron, Jacques	G	1967-69
33	Bekar, Derek	RW	2002-03	58	88	Carpenter, Bob	C	1986-89
34	Belanger, Eric	C	2000-06	25	89	Carr, Gene	C	1973-78
35	Belanger, Ken	LW	2001-06	12, 77	90	Carriere, Larry	D	1977-78
36	Benning, Brian	D	1989-92	2	91	Carson, Jimmy	C	1986-88;
37	Berg, Aki	D	1995-98;					1992-94
			1999-01	5	92	Carter, Anson	RW	2003-04
38	Bergeron, J.C.	G	1996-97	32	93	Carter, Jeff	C	2011-20
39	Bernier, Jonathan	G	2007-08;		94	Cechmanek, Roman	G	2003-04
			2009-13	45	95	Chabot, Frederic	G	1997-98
40	Bernier, Serge	RW	1971-73	21	96	Chapdelaine, Rene	D	1990-93
41	Berry, Bob	LW	1970-77	18	97	Chartrand, Brad	LW	1999-04
42	Berthiaume, Daniel	G	1990-92	36	98	Chartraw, Rick	D	1980-83
43	Beverly, Nick	D	1978-79	23	99	Chorney, Marc	D	1984-84
44	Bishop, Ben	G	2016-17	31	100	Chouinard, Mathieu	G	2003-04
45	Bjornfot, Tobias	D	2019-20	33	101	Christoff, Steve	RW	1983-84
46	Bjugstad, Scott	LW	1989-92	8	102	Churla, Shane	RW	1995-96
47	Blake, Jason	C	1998-01	11	103	Chychrun, Jeff	D	1991-92;
48	Blake, Mike	G	1981-84	29, 30, 31				1992-93
49	Blake, Rob	D	1989-01;		104	Clague, Kale	D	2019-20
			2006-08	4	105	Clarke, Noah	RW	2003-07
50	Blight, Rick	RW	1982-83	21	106	Cliche, Marc-Andre	C	2009-10
51	Blomsten, Arto	D	1994-96	35	107	Clifford, Kyle	LW	2010-20
52	Bodger, Doug	D	1998-99	8	108	Clippingdale, Steve	LW	1976-77
53	Bonar, Dan	C	1980-83	8, 44	109	Cloutier, Dan	G	2006-08
54	Boucher, Philippe	D	1994-02	26, 28, 43	110	Clune, Rich	LW	2009-10
55	Bourne, Bob	C	1986-88	14	111	Coffey, Paul	D	1991-93
56	Boyle, Brian	C	2007-09	22	112	Conacher, Pat	C	1992-96
57	Bozek, Steve	LW	1981-83	26	113	Conroy, Craig	C	2005-07
58	Breault, Frank	RW	1990-93	24	114	Convery, Brandon	C	1998-99
					115	Corbett, Mike*	RW	1967-68

KINGS ALL-TIME ROSTER

PLAYER	POS	YEARS	UNI #	PLAYER	POS	YEARS	UNI #
116 Corkum, Bob	C	1999-01	17, 19	173 Evans, Daryl	RW	1981-85	15
117 Corrigan, Mike	RW	1967-68; 1969-70; 1971-76	19, 17, 11	F			
118 Corvo, Joe	D	2002-06	26, 27, 6	174 Fantenberg, Oscar	D	2017-19	7
119 Courtinall, Russ	RW	1997-99	19	175 Fenton, Paul	LW	1987-89	8
120 Cousineau, Marcel	G	1999-00	34	176 Ferraro, Ray	C	1995-99	20, 26
121 Couturier, Sylvain	C	1988-92	12	177 Finn, Steven	D	1995-97	29
122 Cowan, Jeff	LW	2003-07	8, 15	178 Fiset, Stephane	G	1996-01	35
123 Cowie, Rob	D	1994-96	77	179 Fitzpatrick, Mark	G	1988-89	29
124 Crashley, Bart	D	1975-76	2	180 Flett, Bill	RW	1967-72	17, 9
125 Crescenzi, Andrew	C	2017-18	47	181 Flinn, Ryan	LW	2001-06	49
126 Crossman, Doug	D	1988-89	4	182 Foley, Gerry	RW	1968-69	22
127 Croteau, Gary	LW	1968-70	23, 11	183 Folin, Christian	D	2017-18	5
128 Crowder, Keith	RW	1989-90	23	184 Forbort, Derek	D	2015-20	7, 24
129 Crowder, Troy	RW	1994-96	55	185 Fortier, Marc	C	1992-93	8, 26
130 Crowe, Phil	LW	1993-94	23	186 Fox, Jim	RW	1980-90	19, 4
131 Currie, Dan	LW	1993-94	37	187 Fraser, Colin	C	2011-14	24
132 Currie, Glen	C	1985-86; 1987-88	21, 22	188 Frattin, Matt	RW	2013-14	21
133 Curtis, Paul	D	1970-73	6	189 Frk, Martin	RW	2019-20	29
D				190 Frolov, Alexander	LW	2002-10	24
134 Dafoe, Byron	G	1995-96	31, 34	191 Fuhr, Grant	G	1994-95	31
135 Dallman, Kevin	D	2006-08	38	192 Fukufuji, Yutaka	G	2006-07	33
136 Deadmarsh, Adam	RW	2001-04	28	G			
137 Degray, Dale	D	1988-89	24	193 Gaborik, Marian	RW	2013-18	12
138 Dejordy, Denis	G	1969-72	30	194 Gagne, Simon	LW	2011-13	12
139 DeMarco, Ab	D	1975-77	2	195 Galley, Garry	D	1984-87; 1997-00	3
140 Demitra, Pavol	RW	2005-06	38	196 Gans, Dave	C	1982-83; 1985-86	15
141 Dempsey, Nathan	D	2005-06	10	197 Garland, Scott	C	1978-79	20
142 Desjardins, Gerry	G	1968-70	30	198 Garon, Mathieu	G	2005-07	31
143 Dineen, Peter	D	1986-87	25, 21	199 Gauthier, Denis	D	2008-09	21
144 Dionne, Marcel	C	1975-87	16	200 Gauthier, Gabe	C	2006-08	37, 52
145 DiPietro, Paul	C	1996-97	37	201 Germain, Eric	D	1987-88	4
146 Donato, Ted	LW	2001-02	15	202 Gibbs, Barry	D	1979-80	23
147 Donnelly, Mike	LW	1990-95	23, 11	203 Gibson, John	D	1980-82	27, 28
148 Doughty, Drew	D	2008-20	8	204 Gilbert, Tom	D	2016-17	14
149 Dowd, Nic	C	2015-18	67, 26	205 Gilhen, Randy	C	1991-92	15
150 Drewiske, Davis	D	2008-13	44	206 Giroux, Pierre	C	1982-83	22
151 Druce, John	RW	1993-96	19	207 Giuliano, Jeff	C	2005-06; 2007-08	53, 29
152 Duchesne, Steve	D	1986-91; 1998-99	28	208 Gladney, Bob	D	1982-83	2
153 Duff, Dick	LW	1969-71	7	209 Gleason, Tim	D	2003-06	42
154 Dufour, Marc	RW	1968-69	22	210 Glennie, Brian	D	1978-79	4, 24
155 Dufresne, Donald	D	1993-94	29	211 Goldup, Glenn	LW	1976-82	21
156 Duguay, Ron	RW	1987-89	44	212 Goring, Butch	C	1969-80	19
157 Duncanson, Craig	LW	1985-90	25, 12, 26	213 Gosselin, Mario	G	1989-90	31
E				214 Goverde, Dave	G	1991-94	43
158 Edestrand, Darryl	D	1977-79	25	215 Grahame, Ron	G	1978-81	30
159 Edwards, Gary	G	1971-77	1	216 Granato, Tony	LW	1989-96	14, 21
160 Ehrhoff, Christian	D	2015-16	10	217 Grant, Danny	RW	1977-79	15
161 Elik, Todd	C	1989-91	6	218 Grattton, Dan	LW	1987-88	38, 32
162 Eliot, Darren	G	1984-87	35	219 Gravel, Kevin	D	2015-18	53
163 Elkins, Corey	C	2009-10	47	220 Gray, Terry	RW	1967-68	7
164 Ellerby, Keaton	D	2012-13	5	221 Grebeshkov, Denis	D	2003-06	38, 37
165 Ellis, Matt	LW	2007-08	8	222 Green, Josh	LW	1998-99	47, 21
166 Eloranta, Mikko	LW	2001-03	42	223 Greene, Matt	D	2008-17	2
167 Emerson, Nelson	RW	1999-02	17, 7, 19	224 Grenier, Lucien	RW	1970-72	14
168 Engblom, Brian	D	1983-86	5	225 Gretchky, Wayne	C	1988-96	99
169 English, John	D	1987-88	26	226 Grieve, Brent	LW	1996-97	41
170 Enroth, Jhonas	G	2015-16	1	227 Grimson, Stu	LW	2000-01	32
171 Erickson, Bryan	RW	1985-88	15	228 Gruhl, Scott	LW	1981-83	9, 21, 10, 14
172 Ersberg, Erik	G	2007-10	31	229 Grundstrom, Carl	RW	2018-20	38

KINGS ALL-TIME ROSTER

PLAYER	POS	YEARS	UNI #	PLAYER	POS	YEARS	UNI #
230 Guay, Paul	RW	1985-89	12, 8, 12	286 Jackman, Tim	RW	2006-07	43
H				287 Jaks, Pauli	G	1994-95	36
231 Hachborn, Len	C	1985-86	14	288 James, Connor	C	2005-06	56
232 Hagelin, Carl	LW	2018-19	62	289 Janecyk, Bob	G	1984-89	1
233 Hakansson, Anders	LW	1983-86	21	290 Jarvis, Wes	C	1983-84	26
234 Halkidis, Bob	D	1989-91	22	291 Jay, Bob	D	1993-94	50
235 Halpern, Jeff	C	2009-10	22	292 Jenkins, Dean	RW	1983-84	22
236 Halward, Doug	D	1978-81	3	293 Jensen, Al	G	1986-87	29
237 Hamel, Gilles	LW	1988-89	8	294 Jensen, Steve	LW	1978-82	22
238 Hammond, Ken	D	1984-88	2, 6, 4, 3, 39	295 Johansen, Trevor	D	1981-82	2
239 Hampton, Rick	D	1978-80	27	296 Johnson, Craig	LW	1995-03	23
240 Handzus, Michal	C	2007-11	26	297 Johnson, Jack	D	2006-12	33, 3
241 Hangsleben, Al	LW	1981-82	9	298 Johnson, Jim	C	1971-72	8
242 Hardy, Mark	D	1979-88; 1992-94	26, 20, 25, 5, 24	299 Johnson, Matt	LW	1994-99	34, 17
243 Harper, Terry	D	1972-75	2	300 Johnston, Larry	D	1967-68	5
244 Harris, Billy	RW	1979-82; 1983-84	9, 14	301 Jokinen, Jussi	LW	2017-18	36
245 Harrold, Peter	D/F	2006-11	49, 5	302 Jokinen, Olli	C	1997-99	21, 12
246 Hauser, Adam	G	2005-06	45	303 Jones, Brad	LW	1990-91	47
247 Hayward, Rick	D	1990-91	46	304 Jones, Martin	G	2013-15	31
248 Healy, Glenn	G	1985-89	29, 35	305 Jones, Randy	D	2009-10	12
249 Heaslip, Mark	RW	1978-79	26	306 Joyal, Eddie	C	1967-72	16
250 Heidt, Mike	D	1983-84	28	K			
251 Heinze, Steve	RW	2001-03	57	307 Kaberle, Frantisek	D	1999-00	2
252 Helander, Peter	D	1982-83	3	308 Kanko, Petr	RW	2005-06	48
253 Heward, Jamie	D	2006-07	6	309 Kannegiesser, Sheldon	D	1973-77	6
254 Hextall, Dennis	LW	1969-70	12	310 Karalahti, Jere	D	1999-02	8
255 Hicke, Ernie	LW	1977-78	9	311 Karjalainen, Kyosti	RW	1991-92	14
256 Hiller, Jim	RW	1992-93	27	312 Kasper, Steve	C	1988-91	11
257 Hillman, Larry	D	1971-72	3	313 Keans, Doug	G	1979-83	31, 30
258 Hnilicka, Milan	G	2003-04	1	314 Kelly, John Paul	LW	1979-86	17
259 Hocking, Justin	D	1993-94	51	315 Kelly, Steve	C	2000-04	11
260 Hoene, Phil	LW	1972-75	14, 21	316 Kempe, Adrian	LW/C	2016-20	39, 9
261 HOFFORD, Jim	D	1988-89	14	317 Kennedy, Dean	D	1982-89; 1988-89	6
262 Hoganson, Dale	D	1969-72	4, 2	318 Khristich, Dimitri	LW	1995-97	8
263 Holland, Jason	D	2001-04	53	319 Kilrea, Brian	C	1967-68	19
264 Holmes, Warren	C	1981-84	28, 22	320 King, Dwight	LW	2010-17	74
265 Holt, Randy	D	1978-80	23, 4	321 Klatt, Trent	RW	2003-04	26
266 Hopkins, Dean	RW	1979-83	12	322 Klemm, Jon	D/RW	2007-08	25
267 Houda, Doug	D	1993-94	6	323 Klima, Petr	LW	1996-97	83
268 Houston, Ken	RW	1983-84	25	324 Knickle, Rick	G	1992-94	1
269 Howell, Harry	D	1970-73	25, 5	325 Komadoski, Neil	D	1972-78	24, 23
270 Howse, Don	LW	1979-80	20, 25	326 Kontos, Chris	RW	1987-89	33, 15
271 Hrudivy, Kelly	G	1988-96	32	327 Kopitar, Anze	C	2006-20	11
272 Huard, Bill	LW	1999-00	28	328 Korab, Jerry	D	1979-83	5, 4
273 Huddy, Charlie	D	1991-95	22	329 Kostopoulos, Tom	RW	2005-07	29
274 Huet, Cristobal	G	2002-04	35	330 Kovalchuk, Ilya	LW	2018-20	17
275 Hughes, Brent	D	1967-70	4, 5	331 Kozak, Don	RW	1972-78	24
276 Hughes, Howie	RW	1967-70	10	332 Krake, Skip	C	1968-70	7
277 Hunter, Trent	RW	2011-12	47	333 Krushelnyski, Mike	C	1988-91	26
278 Hutchison, Dave	D	1974-78	4	334 Kudelski, Bob	RW	1987-93	33, 37
279 Hutton, Ben	D	2019-20	15	335 Kuemper, Darcy	G	2017-18	35
I				336 Kurri, Jari	RW	1991-96	17
280 Iafallo, Alex	LW	2017-20	19	337 Kuznetsov, Maxim	D	2002-04	6
281 Iginla, Jarome	RW	2016-17	88	L			
282 Inglis, Billy	C	1967-69	22	338 LaBarbera, Jason	G	2005-06; 2007-09	35
283 Irvine, Ted	LW	1967-70	15	339 Labossiere, Gord	C	1967-71	20, 12, 9
284 Isaksson, Ulf	LW	1982-83	28	340 Lacroix, Eric	LW	1994-96; 1998-99	28, 29
285 Ivanans, Raitis	LW	2006-10	41	341 LaDue, Paul	D	2016-20	38, 2

KINGS ALL-TIME ROSTER

PLAYER	POS	YEARS	UNI #	PLAYER	POS	YEARS	UNI #
342 LaFayette, Nathan	C	1995-99	24	405 McIntyre, John	C	1990-93	44
343 LaForest, Bob	RW	1983-84	10	406 McKenna, Sean	RW	1985-88	10
344 Laich, Brooks	C	2017-18	25	407 McKenna, Steve	LW	1996-00	7
345 Laidlaw, Tom	D	1986-90	3	408 McNabb, Brayden	D	2014-17	3
346 Lang, Robert	C	1992-96	13	409 McReynolds, Brian	C	1993-94	53, 26
347 Langevin, Dave	D	1986-87	25	410 McSorley, Marty	D	1988-93; 1993-96	33
348 Laperriere, Ian	RW/C	1995-04	22	411 Melanson, Roland	G	1985-89	31
349 Lapointe, Rick	D	1984-86	28	412 Menard, Howie	C	1967-69	19
350 Larocque, Denis	D	1987-88	5	413 Mersch, Michael	LW	2015-16	49
351 Larouche, Steve	C	1995-96	20	414 Mickey, Larry	RW	1970-71	12
352 Laskoski, Gary	G	1982-84	29	415 Mikkelsen, Bill	D	1971-72	2
353 Laughlin, Craig	RW	1987-88	81	416 Millen, Corey	C	1991-93	23
354 LaVallee, Kevin	LW	1983-84	14, 15	417 Miller, Aaron	D	2000-07	3
355 Lavigne, Eric	D	1994-95	38	418 Miller, Bob	C	1984-85	14
356 Lavoie, Dominic	D	1993-94	42	419 Miller, Jay	LW	1988-92	49, 29
357 Lecavalier, Vincent	C	2015-16	44	420 Mitchell, Torrey	C	2017-18	71
358 Ledyard, Grant	D	1985-88	4	421 Mitchell, Willie	D	2010-14	33
359 Legace, Manny	G	1998-99	32	422 Modin, Fredrik	LW	2009-10	33
360 Leipsic, Brendan	LW	2018-19	14	423 Modry, Jaroslav	D	1995-97; 1998-04; 2006-08	15, 33, 44
361 Lemieux, Jacques	D	1967-70	4	424 Moger, Sandy	RW	1997-99	45
362 Lemieux, Real	LW	1967-74	9, 7	425 Mokosak, Carl	LW	1984-85	12
363 Lessard, Mario	G	1978-84	1	426 Moller, Oscar	C	2008-11	9
364 Lesuk, Bill	LW	1971-74	16	427 Monahan, Garry	RW	1969-70	12
365 Leveque, Guy	C	1992-94	28	428 Monahan, Hartland	RW	1977-78	12
366 Lewis, Dave	D	1979-83	26, 25	429 Mongrain, Bob	C	1985-86	23
367 Lewis, Trevor	C	2008-20	61, 22	430 Moore, Trevor	C	2019-20	12
368 Liba, Igor	RW	1988-89	23	431 Moreau, Ethan	LW	2011-12	17
369 Lilja, Andreas	D	2000-03	6	432 Morgan, Jason	C	1996-98	52
370 Lizotte, Blake	C	2018-20	46	433 Morrison, Dave	RW	1980-83	26, 21, 10
371 Lindholm, Mikael	C	1989-90	51	434 Moulson, Matt	LW	2007-09	28, 25
372 Loach, Lonnie	LW	1992-93	29	435 Moxey, Jim	RW	1976-77	15
373 Logan, Bob	RW	1988-89	17	436 Muir, Bryan	D	2003-04	2
374 Loktionov, Andrei	C	2009-12	48, 12, 48	437 Mulhern, Richard	D	1978-80	5
375 Long, Barry	D	1972-74	22	438 Mulvey, Paul	LW	1981-82	28
376 Lonsberry, Ross	LW	1969-72	8	439 Murdoch, Bob	D	1973-79	5
377 Luce, Don	C	1980-81	23	440 Murphy, Larry	D	1980-84	5
378 Lucic, Milan	LW	2015-16	17	441 Murphy, Mike	RW	1973-83	7
379 Luff, Matt	RW	2018-20	64	442 Murphy, Rob	C	1993-94	8
380 Lukowich, Morris	LW	1985-87	10, 12	443 Murray, Brady	LW	2007-08	15
381 Lundmark, Jamie	C	2006-07	15	444 Murray, Glen	RW	1996-02	27
M				445 Murray, Jim	D	1967-68	4
382 MacDermid, Kurtis	D	2017-20	56	446 Murray, Marty	C	2006-07	26
383 MacDonald, Lowell	LW	1967-69	11	447 Muzzin, Jake	D	2010-11; 2012-19	6
384 MacLean, Donald	C	1997-98	10	N			
385 MacLellan, Brian	LW	1982-86	27	448 Nagy, Ladislav	LW	2007-08	47
386 Mair, Adam	C	2000-02	24	449 Nechayev, Victor	C	1982-83	10
387 Makela, Mikko	RW	1989-90	24	450 Nemecek, Jan	D	1998-00	54
388 Maloney, Dan	LW	1972-75	17, 27	451 Nevin, Bob	RW	1973-76	9
389 Manery, Randy	D	1977-80	2	452 Nicholls, Bernie	C	1981-90	15, 10, 9
390 Marinucci, Chris	C	1996-97	26	453 Nolan, Jordan	RW	2011-17	71
391 Marotte, Gilles	D	1969-74	4	454 Norris, Jack	G	1970-71	1
392 Marson, Mike	LW	1979-80	9	455 Norstrom, Mattias	D	1995-07	11, 14
393 Martin, Rick	LW	1980-82	10	456 Norton, Brad	D	2002-04	63
394 Martinez, Alec	D	2009-20	53, 27	457 Nurminen, Kia	LW	1996-97	21
395 Mattsson, Markus	G	1982-84	30	O			
396 McAlpine, Chris	D	2002-03	38	458 O'Donnell, Sean	D	1994-00; 2008-10	6
397 McBain, Jamie	D	2014-16	5	459 O'Dwyer, Billy	C	1983-85	10
398 McBean, Wayne	D	1987-89	21	460 Olczyk, Ed	RW/C	1996-97	7
399 McCauley, Alyn	C	2006-07	10				
400 McCosh, Shawn	RW	1991-92	50				
401 McDermott, Al	RW	1970-72	22, 21				
402 McDonough, Hubie	C	1988-90	39				
403 McEachern, Shawn	LW	1993-94	51				
404 McEwen, Mike	D	1983-84	2				

KINGS ALL-TIME ROSTER

PLAYER	POS	YEARS	UNI #	PLAYER	POS	YEARS	UNI #
461 O'Sullivan, Patrick	LW	2006-09	12	517 Rochefort, Leon	RW	1969-70	25
P				518 Roenick, Jeremy	C	2005-06	97
462 Paek, Jim	D	1993-94	7	519 Rolfe, Dale	D	1967-70	6
463 Pageau, Paul	G	1980-81	32	520 Ronning, Cliff	C	2001-02	7
464 Palffy, Ziggy	RW	1999-04	33	521 Rosa, Pavel	RW	1998-00; 2002-04	55
465 Palmer, Rob	D	1977-82	6	522 Rota, Randy	LW	1973-74	25
466 Parrish, Mark	RW	2005-06	37	523 Roy, Matt	D	2018-20	81, 3
467 Parros, George	RW	2005-06	57	524 Ruskowski, Terry	C	1982-85	10, 8
468 Parse, Scott	LW	2009-12	63, 21	525 Rutherford, Jim	G	1980-82	29
469 Pasin, Dave	LW	1988-89	14	526 Rutledge, Wayne	G	1967-70	1
470 Passmore, Steve	G	2000-01	31	527 Ryan, Joakim	D	2019-20	6
471 Paterson, Joe	LW	1985-88	27	528 Ryan, Matt	C	2005-06	40
472 Pearson, Tanner	LW	2012-19	70	529 Rychel, Warren	LW	1992-95	10
473 Penner, Dustin	LW	2010-13	25	S			
474 Perreault, Yanic	C	1994-99	39, 44	530 St. Laurent, Andre	C	1979-82	15
475 Peters, Jimmy	C	1968-74	8, 18, 12	531 St. Marseille, Frank	RW	1972-77	14, 11
476 Petersen, Cal	G	2018-20	40	532 Sandstrom, Tomas	RW	1989-94	7
477 Petiot, Richard	D	2005-06	2	533 Sargent, Gary	D	1975-78	22
478 Petit, Michel	D	1994-96	24	534 Sawchuk, Terry	G	1967-68	30
479 Phair, Lyle	LW	1985-88	11, 27	535 Schaller, Tim	LW	2019-20	59
480 Phaneuf, Dion	D	2017-19	3	536 Schamehorn, Kevin	RW	1980-81	23
481 Pirnes, Esa	C	2003-04	12	537 Schenn, Brayden	C	2009-11	55, 10
482 Piskula, Joe	D	2006-07	22	538 Schenn, Luke	D	2015-16	52
483 Playfair, Larry	D	1985-89	20, 23	539 Scherbak, Nikita	RW	2018-19	21
484 Podollan, Jason	RW	1998-00	28, 37	540 Schmidt, Chris	C	2002-03	51
485 Ponikarovskiy, Alexei	LW	2010-11	27	541 Schneider, Mathieu	D	2000-03	10
486 Popiel, Poul	D	1967-68	3	542 Schultz, Dave	LW	1976-78	14
487 Potomski, Barry	LW	1995-97	40	543 Schultz, Jeff	D	2013-16	55
488 Potvin, Felix	G	2000-02	39	544 Scott, Ron	G	1989-90	1
489 Potvin, Jean	D	1970-72	23, 22	545 Scott, Travis	G	2000-01	45
490 Potvin, Marc	RW	1992-94	27	546 Scrivens, Ben	G	2013-14	54
491 Prajsler, Petr	D	1987-90	25	547 Scruton, Howard	D	1982-83	2
492 Preissing, Tom	D	2007-09	42	548 Scuderi, Rob	D	2009-13; 2015-16	7
493 Price, Noel	D	1970-71	5	549 Segal, Brandon	RW	2009-10	49
494 Prokhorkin, Nikolai	LW	2019-20	74	550 Seguin, Steve	RW	1984-85	22
495 Pronger, Sean	C	1998-99	29	551 Sekera, Andrej	D	2014-15	7
496 Pulford, Bob	LW	1970-72	20	552 Selwood, Brad	D	1979-80	20
497 Purcell, Teddy	RW	2007-10; 2016-17	54, 9	553 Semchuk, Brandy	RW	1992-93	41
498 Pushkarev, Konstantin	LW	2005-07	9	554 Setoguchi, Devin	RW	2016-17	10
Q				555 Shack, Eddie	LW	1969-71	23
499 Quick, Jonathan	G	2007-20	32	556 Sheehan, Bobby	C	1981-82	15
500 Quincey, Kyle	D	2008-09	27	557 Shevalier, Jeff	LW	1994-95; 1996-97	10, 19
501 Quinn, Dan	C	1994-95	7	558 Shore, Nick	C	2014-18	37, 21
R				559 Short, Steve	D	1977-78	26
502 Rasmussen, Erik	LW	2002-03	9, 27	560 Shuchuk, Gary	RW	1992-96	14
503 Ravlich, Matt	D	1969-71	21	561 Shutt, Steve	LW	1984-85	11
504 Redmond, Craig	D	1984-88	2	562 Sim, Jon	LW	2002-04	43
505 Redmond, Keith	LW	1993-94	45	563 Simmer, Charlie	LW	1977-85	26, 11
506 Regehr, Robyn	D	2012-15	44	564 Simmonds, Wayne	RW	2008-11	17
507 Reinprecht, Steven	C	1999-01	28	565 Simmonds, Gary	G	1976-78	1, 31
508 Rempal, Sheldon	RW	2018-19	41	566 Sims, Al	D	1981-83	3, 2, 29, 14
509 Richards, Mike	C	2011-15	10	567 Sinisalo, Ilkka	LW	1990-92	9
510 Richardson, Brad	C	2008-13	15	568 Slaney, John	D	1995-97	27
511 Richmond, Steve	D	1988-89	42	569 Smith, Billy	G	1971-72	29
512 Rieder, Tobias	LW	2017-18	10	570 Smith, Brian	LW	1967-68	8, 12
513 Robinson, Doug	LW	1967-71	23, 11	571 Smith, Dennis	D	1990-91	10
514 Robinson, Larry	D	1989-92	19	572 Smith, Doug	C	1981-86	23
515 Robitaille, Luc	LW	1986-94; 1997-01; 2003-06	20	573 Smithson, Jerred	C	2002-04	52
516 Robitaille, Randy	C	2001-02	26	574 Smolinski, Bryan	C	1999-03	21
				575 Smyth, Brad	RW	1996-98	11

KINGS ALL-TIME ROSTER

PLAYER	POS	YEARS	UNI #
576 Smyth, Ryan	LW	2009-11	94
577 Snell, Chris	D	1994-95	29
578 Sopel, Brent	D	2005-07	5
579 Stamler, Lorne	LW	1976-78	27
580 Stanfield, Jim	LW	1969-72	10, 23
581 Stauber, Robb	G	1989-90; 1992-95	35
582 Stemkowski, Pete	C	1977-78	11
583 Stephenson, Shay	LW	2006-07	22
584 Stevens, Kevin	LW	1995-97	25
585 Stoll, Jarret	C	2008-15	28
586 Storr, Jamie	G	1994-03	31, 1
587 Straka, Martin	RW	2003-04	82
588 Strbak, Martin	D	2003-04	8
589 Stuart, Brad	D	2007-08	6
590 Stumpel, Jozef	C	1997-02; 2003-04	15
591 Sturm, Marco	LW	2010-11	10
592 Sydor, Darryl	D	1991-96	40, 25, 2
593 Sykes, Phil	LW	1983-89	14, 10, 7
T			
594 Tambellini, Jeff	LW	2005-06	51
595 Tardif, Patrice	RW	1995-96	37
596 Taylor, Daniel	G	2007-08	46
597 Taylor, Dave	RW	1977-94	18
598 Terrion, Greg	C	1980-82	14
599 Thomas, Scott	LW	2000-01	51
600 Thomlinson, Dave	LW	1993-95	52, 27
601 Thompson, Brent	D	1991-94	56, 3
602 Thompson, Nate	C	2017-19	44
603 Thomson, Jim	RW	1990-93	17, 25, 19
604 Thornton, Scott	LW	2006-08	27
605 Tocchet, Rick	RW	1994-96	92, 22
606 Todd, Kevin	C	1993-96	12
607 Toffoli, Tyler	RW	2012-20	73
608 Tonelli, John	LW	1988-91	27
609 Tooke, Tim	C	1987-89	32, 15
610 Tredway, Brock*	RW	1981-82	10
611 Tripp, John	RW	2003-04	21
612 Tsygurov, Denis	D	1994-96	3
613 Tsyplakov, Vladimir	RW	1995-00	9
614 Tuer, Al	D	1985-86	26
615 Tukonen, Lauri	RW	2006-08	44, 34
616 Tuomainen, Marko	RW	1999-01	12
617 Turnbull, Ian	D	1981-82	3
618 Turner, Dean	D	1982-83	2
619 Tverdovsky, Oleg	D	2006-07	28
U			
620 Unger, Garry	C	1980-81	77, 27
V			
621 Vachon, Rogie	G	1971-78	30
622 Valicevic, Rob	C	2001-02	38
623 Van der Gulik, David	LW	2014-15	36
624 Venasky, Vic	C	1972-79	10
625 Versteeg, Kris	RW	2015-16	10
626 Vey, Linden	RW	2013-14	57
627 Vilardi, Gabriel	C	2019-20	42
628 Visheau, Mark	D	1998-99	48
629 Visnovsky, Lubomir	D	2000-08	24, 17
630 Vlasak, Tomas	LW	2000-01	17
631 Volmar, Doug	RW	1972-73	8
632 Vopat, Jan	D	1995-98	3, 33

PLAYER	POS	YEARS	UNI #
633 Vopat, Roman	C	1996-99	12, 29
634 Voynov, Slava	D	2011-15	26
W			
635 Waddell, Don	D	1980-81	29
636 Wagner, Austin	LW	2018-20	51
637 Walker, Gordie	RW	1988-90	45, 14
638 Walker, Russ	RW	1976-78	26
639 Walker, Sean	D	2018-20	61, 26
640 Wall, Bob	D	1967-70	2
641 Ward, Dixon	LW	1993-94	9
642 Ward, Jason	RW	2006-07	22
643 Watters, Tim	D	1988-95	5
644 Weal, Jordan	C	2015-16	19
645 Weaver, Mike	D	2005-07	43, 8
646 Weeks, Steve	G	1991-92	1
647 Wells, Jay	D	1979-88	24
648 Westgarth, Kevin	RW	2008-09; 2010-12	33, 19
649 White, Bill	D	1967-70	21
650 Whyte, Sean	RW	1991-93	57, 9
651 Widing, Juha	C	1969-77	15
652 Wiemer, Jim	D	1988-89	2
653 Wilks, Brian	C	1984-87; 1988-89	26, 8, 17
654 Williams, Darryl	RW	1992-93	55
655 Williams, Dave	LW	1984-88	22
656 Williams, Justin	RW	2008-15	14
657 Williams, Tommy	LW	1973-79	17
658 Willsie, Brian	RW	2006-08	21
659 Wilson, Bert	LW	1975-80	8
660 Wilson, Murray	LW	1978-79	9
661 Witherspoon, Jim	D	1975-76	8
662 Woytowich, Bob	D	1971-72	2
Y			
663 Yachmenev, Vitali	RW	1995-98	43
664 Yushkevich, Dmitry	D	2002-03	36
Z			
665 Zatkoff, Jeff	G	2016-17	37
666 Zeiler, John	RW	2006-09; 2010-11	73, 13, 29
667 Zhitnik, Alexei	D	1992-95	2
668 Zizka, Tomas	D	2002-04	5
669 Zmolek, Doug	D	1995-98	55, 2

*Appeared only in Kings postseason games.

Note: Uniform #'s are listed in the order that they were first worn by the player.

KINGS ALL-TIME UNIFORM NUMBERS

Listed are players credited with playing at least one regular season or playoff game.

- Jack CAMPBELL (10/16-4/18); Jhonas ENROTH (10/15-4/16); Sean BURKE (1/07-4/07); Milan HNILICKA (12/03-4/04); Jamie STORR (10/95-4/03); Rick KNICKLE (2/93-11/93); Steve WEEKS (2/92); Ron SCOTT (2/90-3/90); Bob JANECYK (10/84-11/88); Mario LESSARD (10/78-11/84); Gary SIMMONS (1976-77); Gary EDWARDS (10/71-1/77); Jack NORRIS (10/70-3/71); Wayne RUTLEDGE (1968-69 to 1969-70); Jacques CARON (1967-68); Wayne RUTLEDGE (1967-68).
- Paul LADUE (10/18-3/20); Matt GREENE (10/09-4/17); Richard PETIOT (1/06-4/06); Bryan MUIR (12/03-4/04); Frantisek KABERLE (10/99-12/99); Doug ZMOLEK (3/96-4/98); Darryl SYDOR (1/96-2/96); Alexei ZHITNIK (10/92-2/95); Brian BENNING (11/89-2/92); Jim WIEMER (3/89); Craig REDMOND (10/84-10/88); Ken HAMMOND (10/84); Mike McEWEN (11/83-4/84); Howard SCRUTON (3/83); Jim BROWN (1/88); Bob GLADNEY (12/82); Dean TURNER (10/82); Al SIMS (3/82); Trevor JOHANSEN (10/81-2/82); Rick CHARTRAW (3/80-4/80); Randy MANERY (10/78-3/80); Ab DEMARCO (1/76-5/77); Bart CRASHLEY (1975-76); Terry HARPER (10/72-4/75); Bill MIKKELSON (1971-72); Bob WOYTOWICH (1/72-4/72); Dale HOGANSON (10/70-11/71); Bob WALL (10/67-4/70).
- Matt ROY (10/19-present);** Dion PHANEUF (2/18-4/19); Brayden MCNABB (10/14-4/17); Jack JOHNSON (9/07-2/12); Aaron MILLER (2/01-4/07); Garry GALLEY (10/97-4/00); Jan VOPAT (3/95); Denis TSYGUROV (2/95-11/95); Brent THOMPSON (12/92-2/94); Tom LAIDLAW (3/87-4/90); Ken HAMMOND (3/87); Garry GALLEY (10/84-2/87); Marc CHORNEY (10/83-3/84); Peter HELANDER (10/82); Ian TURNBULL (11/81-2/82); Al SIMS (10/81); Doug HALWARD (12/78-3/81); Larry BROWN (10/72-4/78);
- Doug BARRIE (12/71-3/72); Larry HILLMAN (10/71-12/71); Larry CAHAN (10/69-3/71); Dave AMADIO (1968-69); Poul POEPL (1967-68); Dave AMADIO (1967-68).
- ROB BLAKE (3/90-2/01 and 10/06-4/08) Number Retired January 17, 2015;** Jim FOX (10/89-11/89); Doug CROSSMAN (10/88-4/88); Eric GERMAIN (3/88-4/88); Grant LEDYARD (12/85-2/88); Ken HAMMOND (10/85); Russ ANDERSON (10/83-3/84); Jerry KORAB (10/80-4/83); Randy HOLT (10/79-2/80); Brian GLENNIE (10/78-12/78); Dave HUTCHISON (10/74-4/78); Gilles MAROTTE (2/70-11/73); Jacques LEMIEUX (1969-70); Dale HOGANSON (1969-70); Jim MURRAY (1967-68); Brent HUGHES (1967-68); Jacques LEMIEUX (1967-68);
- Christian FOLIN (10/17-4/18); Jamie MCBAIN (11/14-4/16); Keaton ELLERBY (2/13-11/14); Peter HARROLD (2/08-4/11); Brent SOPEL (3/06-2/07); Tomas ZIZKA (1/03-3/04); Aki BERG (10/95-3/01); Tim WATTERS (10/88-2/95); Denis LAROCQUE (3/88); Mark HARDY (12/85-2/88); Brian ENGBLOM (10/83-1/86); Larry MURPHY (10/80-10/83); Jerry KORAB (3/80-4/80); Richard MULHERN (1/79-3/80); Bob MURDOCH (10/73-1/79); Harry HOWELL (2/71-4/72); Noel PRICE (10/70-2/71); Brent HUGHES (10/68-4/70); Larry JOHNSTON (1967-68); Dave AMADIO (1967-68).
- Joakim RYAN (10/19-3/20); Jake MUZZIN (10/10-1/19); Sean O'DONNELL (10/08-4/10); Brad STUART (9/07-2/08); Jamie HEWARD (2/07-4/07); Joe CORVO (10/05-4/06); Maxim KUZNETSOV (3/03-4/04); Andreas LJLJA (12/01-11/02); Sean O'DONNELL (1/95-4/00); Doug HOUDA (11/93-4/94); Jeff CHYCHRUN (10/91-2/92 and 11/92-2/93); Todd ELIK (12/89-3/91); Dean KENNEDY (10/85-4/89); Ken HAMMOND (4/85); Dean KENNEDY (10/82-3/85); Rob PALMER (11/77-11/80); Sheldon KANNIEGISSER (11/73-11/77);
- Paul CURTIS (10/70-1/73); Dale ROLFE (10/67-3/70); Oscar FANTENBERG (10/17-2/19); Rob SCUDERI (2/16-4/16); Derek FORBORT (10/15-1/16); Andrej SEKERA (2/15-4/15); Rob SCUDERI (10/09-6/13); Derek ARMSTRONG (10/03-4/09); Cliff RONNING (3/02-4/02); Jaroslav BEDNAR (10/01-3/02); Nelson EMERSON (10/00-4/01); Steve MCKENNA (3/97-4/00); Ed OLCZYK (10/96-3/97); Kevin BROWN (11/95-12/95); Dan QUINN (1/95-5/95); Jim PAK (2/94-4/94); Tomas SANDSTROM (1/90-2/94); Phil SYKES (10/84-4/89); Mike MURPHY (11/73-4/83); Real LEMIEUX (11/70-11/73); Dick DUFF (1969-70 and 10/70-11/70); Skip KRAKE (1968-69 and 1969-70); Bryan CAMPBELL (1968-69); Terry GRAY (10/67-3/68).
- Drew DOUGHTY (10/08-present);** Matt ELLIS (2/08-4/08); Mike WEAVER (10/06-4/07); Jeff COWAN (3/04-4/04); Martin STRBAK (10/03-11/03); Jere KARALAHTI (12/99-3/02); Doug BODGER (10/98-4/99); Dimitri KHRISTICH (10/95-4/93); Kevin BROWN (1/95); Rob MURPHY (10/93-11/93); Rene CHAPDELAINE (2/93-3/93); Marc FORTIER (12/92-1/93); Scott BJUGSTAD (1/90-3/92); Gilles HAMEL (11/88-12/88); Paul FENTON (10/87-11/88); Paul GUAY (10/86-4/87); Brian WILKS (10/85-4/86); Terry RUSKOWSKI (11/83-4/85); Dan BONAR (10/80-12/82); Bert WILSON (10/75-3/80); Jim WITHERSPOON (10/75); Doug VOLMAR (1972-73 to 1973-74); Jim JOHNSON (1/72-3/73); Ross LONSBERRY (10/69-1/72); Jimmy PETERS (1968-69); Brian SMITH (1967-68).
- Adrian KEMPE (10/17-present);** Teddy PURCELL (10/16-11/16); Oscar MOLLER (10/08-4/11); Konstantin PUSHKAREV (3/06-2/07); Erik RASMUSSEN (10/02-1/03); Kelly BUCHBERGER (3/00-4/02); Vladimir TSYPLAKOV (1/95-12/99);

KINGS ALL-TIME UNIFORM NUMBERS

Rob BROWN (1/95-3/95);
Dixon WARD (1/94-4/94);
Sean WHYTE (11/92-1/93);
Ilkka SINISALO (3/91-12/91);
Bernie NICHOLLS (2/82-1/90);
Al HANGSLEBEN (1/82-2/82);
Scott GRUHL (11/81);
Billy HARRIS (3/80-11/81);
Mike MARSON (1979-80);
Murray WILSON (10/78-4/79);
Ernie HICKE (10/77-4/78);
Bob NEVIN (10/73-4/76);
Ralph BACKSTROM (1/71-3/73);
Gord LABOSSIERE (10/70-1/71);
Bill FLETT (1969-70);
Real LEMIEUX (10/67-3/69).

10 Michael AMADIO (10/18-present);

Tobias RIEDER (2/18-4/18);
Devin SETOGUCHI (10/16-2/17);
Kris VERSTEEG (2/16-4/16);
Christian EHRHOFF (10/15-2/16);
Mike RICHARDS (10/11-4/15);
Marco STURM (12/10-2/11);
Brayden SCHENN (10/10-12/10);
Alyn MCCAULEY (10/06-4/07);
Nathan DEMPSEY (3/04-4/06);
Mathieu SCHNEIDER
(10/00-3/03);
Donald AUDETTE (12/98-3/00);
Don MACLEAN (10/97-1/98);
Neal BROTEN (12/96-1/97);
Jeff SHEVALIER (4/95);
Warren RYCHEL (10/92-2/95);
Dennis SMITH (10/90);
Mike ALLISON (12/87-4/90);
Sean McKENNA (1/86-12/87);
Morris LUKOWICH (11/85);
Billy O'DWYER
(1/84-2/84 and 1/85-2/85);
Phil SYKES (1/84);
Bob LAFOREST (10/83);
Terry RUSKOWSKI (10/82-4/83);
Victor NECHAYEV (10/82);
Brock TREDWAY (4/82);
Scott GRUHL (3/82);
Dave MORRISON (1/82);
Bernie NICHOLLS (11/81);
Rick MARTIN (3/81-11/81);
Steve CARLSON (10/79-4/80);
Vic VENASKY (10/72-4/79);
Jim STANFIELD
(1969-70 to 1970-71);
Howie HUGHES (10/67-4/70).

11 Anze KOPITAR (10/06-present);
Anson CARTER (3/04-4/04);
Steve KELLY (3/01-11/03);
Jason BLAKE (4/99-1/01);
Brandon CONVERY
(11/98-12/98);
Mattias NORSTROM (3/96-4/96);
Brad SMYTH (12/96-11/97);
Shane CHURLA (2/96-3/96);
Mike DONNELLY (10/91-2/95);
Steve KASPER (1/89-3/91);
Bob CARPENTER (10/87-1/89);
Lyle PHAIR (10/85-3/87);

Steve SHUTT (11/84-4/85);
Charlie SIMMER (1/79-10/84);
Pete STEMKOWSKI (10/77-4/78);
Frank ST. MARSEILLE
(10/76-1/77);
Mike CORRIGAN (10/71-10/76);
Doug ROBINSON (10/70-4/71);
Bryan CAMPBELL (1969-70);
Gary CROTEAU (1969-70);
Lowell MACDONALD
(10/67-3/69).

12 Trevor MOORE (2/20-present);

Marian GABORIK (3/14-2/18);
Simon GAGNE (10/11-2/13);
Andrei LOKTIONOV
(10/10-4/11);
Randy JONES (11/09-4/10);
Patrick O'SULLIVAN (10/06-3/09);
Esa PIRNES (10/03-4/04);
Ken BELANGER (10/01-4/03);
Marko TUOMAINEN
(10/99-3/01);
Olli JOKINEN (11/98-4/99);
Roman VOPAT (11/96-4/98);
Kevin TODD (3/94-4/96);
Jimmy CARSON (1/93-1/94);
Sylvain COUTURIER
(12/88-12/91);
Paul GUAY (12/87-3/88, 10/88);
Craig DUNCANSON (10/87);
Morris LUKOWICH (12/85-4/87);
Paul GUAY (10/85-12/85);
Carl MOKOSAK (11/84-3/85);
Steve CHRISTOFF (10/83-3/84);
Dean HOPKINS (10/79-4/83);
Hartland MONAHAN (1977-78);
Gene CARR
(1973-74 to 1977-78);
Jimmy PETERS
(1971-72 to 1973-74);
Mike BYERS (1971-72);
Brian CARLIN (1971-72);
Larry MICKEY (10/70-4/71);
Skip KRAKE (1969-70);
Garry MONAHAN (1969-70);
Dennis HEXTALL (1969-70);
Gord LABOSSIERE (1967-69);
Brian SMITH (1967-68);
Bryan CAMPBELL (1967-68).

13 Kyle CLIFFORD (10/10-2/20);
John ZEILER (10/08-4/09);
Michael CAMMALLERI
(11/03-4/08);
Robert LANG (10/92-4/96).

14 Brendan LEPSIC (12/18-4/19);
Michael CAMMALLERI
(10/17-11/17);
Tom GILBERT (10/16-2/17);
Justin WILLIAMS (3/09-4/15);
Mattias NORSTROM
(10/96-2/07);
Gary SHUCHUK (2/93-4/96);
Kyosti KARJALAINEN
(1/92-3/92);
Gordie WALKER (12/89);
Tony GRANATO (1/89-4/89);
Dave PASIN (12/88-1/89);

Jim HOFFORD (10/88);
Bob BOURNE (10/86-4/88);
Len HACHBORN (12/85-2/86);
Bob MILLER (10/84-4/85);
Billy HARRIS (2/84-3/84);
Kevin LAVALLÉE (10/83);
Blair BARNES (3/83);
Phil SYKES (3/83);
Brian MACLELLAN (1/83);
Scott GRUHL (12/82);
Al SIMS (12/82);
Pierre GIROUX (12/82);
Dave GANS (11/82);
Phil SYKES (11/82);
Greg TERRION (10/80-4/82);
Syl APPS JR. (10/77-4/80);
Dave SCHULTZ (10/76-10/77);
Frank ST. MARSEILLE
(1972-73 to 1975-76);
Phil HOENE (1972-73);
Lucien GRENIER (10/70-4/72);
Larry CAHAN (1968-69).

15 Ben HUTTON (10/19-3/20);
Andy ANDREOFF (10/14-4/18);
Brad RICHARDSON (10/08-6/13);
Brady MURRAY (9/07-10/07);
Jamie LUNDMARK (1/07-4/07);
Jeff COWAN (10/05-12/06);
Jozef STUMPEL (10/03-4/04);
Ted DONATO (3/02);
Jozef STUMPEL (10/97-10/01);
Jaroslav MODRY (3/96-4/97);
Pat CONACHER (10/92-2/96);
Randy GILHEN (10/91-12/91);
Chris KONTOS (3/89-4/90);
Tim TOOKEY (10/88);
Bryan ERICKSON (12/85-12/88);
Dave GANS (10/85);
Kevin LAVALLÉE (11/84);
Daryl EVANS (3/82-11/84);
Andre ST. LAURENT
(12/81-2/82);
Bobby SHEEHAN (11/81);
Bernie NICHOLLS (11/81);
Andre ST. LAURENT
(10/79-4/81);
Danny GRANT (1/78-4/79);
Steve CLIPPINGDALE (1976-77);
Jim MOXEY (1976-77);
Juha WIDING
(1969-70 and 3/70-1/77);
Ted IRVINE (10/67-2/70).

16 MARCEL DIONNE (10/75-3/87)
Number Retired
November 8, 1990;
Bill LESUK (1/72-4/74);
Eddie JOYAL (10/67-1/72).

17 Ilya KOVALCHUK (10/18-11/19);
Jonny BRODZINSKI (10/17-4/18);
Milan LUCIC (10/15-4/16);
Daniel CARCILLO (10/13-1/14);
Ethan MOREAU (10/11-12/11);
Wayne SIMMONDS (10/08-4/11);
Lubomir VISNOVSKY (1/01-4/08);
Tomas VLASAK (10/01-11/01);
Nelson EMERSON (3/00-4/00);

KINGS ALL-TIME UNIFORM NUMBERS

Bob CORKUM (12/99-3/00);
Matt JOHNSON (10/96-4/99);
Jari KURRI (10/91-3/96);
Jim THOMSON (1/91-3/91);
Brian WILKS (12/88);
Bob LOGAN (12/88);
Jimmy CARSON (10/86-4/88);
John Paul KELLY (10/80-4/86);
Tommy WILLIAMS (11/73-4/79);
Dan MALONEY (1972-73);
Bill FLETT (1970-71 to 1971-72);
Mike CORRIGAN (1969-70);
Bill FLETT (1967-68 to 1969-70).

18 DAVE TAYLOR (10/77-4/94)

Number Retired
April 3, 1995;
Bob BERRY (10/70-4/77);
Jimmy PETERS
(1969-70 to 1970-71).

19 Alex IAFALLO (10/17-present);

Jordan WEAL (10/15-1/16);
Kevin WESTGARTH (10/10-1/13);
Kyle CALDER (9/07-4/09);
Sean AVERY (3/03-2/07);
Nelson EMERSON (10/01-4/02);
Bob CORKUM (3/00-2/01);
Len BARRIE (11/99-3/00);
Russ COURTNALL (11/97-4/99);
Jeff SHEVALIER (1/97-4/97);
John DRUCE (11/93-3/96);
Jim THOMSON (12/92-1/93);
Larry ROBINSON (10/89-4/92);
Jim FOX (10/80-11/88);
Butch GORING
(1970-71 to 3/80);
Howie MENARD
(1967-68 to 1968-69);
Doug ROBINSON (1967-68);
Mike CORRIGAN (1967-68);
Brian KILREA (1967-68).

20 LUC ROBITAILLE (10/97-5/01 and 10/03-4/06) Number Retired January 20, 2007;

Ray FERRARO (3/96-4/97);
Steve LAROUICHE (2/96);
LUC ROBITAILLE (10/86-4/94);
Larry PLAYFAIR (2/86-4/86);
Mark HARDY (10/80-4/85);
Brad SELWOOD (1979-80);
Don HOWSE (1979-80);
Scott GARLAND (1978-79);
Bob PULFORD (10/70-4/72);
Dick DUFF (1/70-4/70);
Ron ANDERSON (1968-69);
Gord LABOSSIERE (1967-68).

21 Nikita SCHERBAK (12/18-1/19);
Nick SHORE (10/15-2/18);
Matt FRATTIN (10/13-3/14);
Scott PARSE (10/10-6/12);
Denis GAUTHIER (10/08-4/09);
Brian WILLISIE (10/06-4/08);
John TRIPP (10/03-4/04);
Bryan SMOLINSKI (10/99-3/03);
Josh GREEN (10/98-4/99);
Olli JOKINEN (10/97);
Kai NURMINEN (10/96-4/97);

Tony GRANATO (10/90-4/96);
Barry BECK (10/89-3/90);
Wayne MCBEAN (10/87-2/88);
Bob CARPENTER (3/87-4/87);
Peter DINEEN (3/87);
Glen CURRIE (3/86-4/86);
Anders HAKANSSON
(10/83-2/86);
Rick BLIGHT (12/82-1/83);
Dave MORRISON (11/82-12/82);
Scott GRUHL (12/81);
Glenn GOLDUP (10/76-10/81);
Dennis ABGRALL (1975-76);
Phil HOENE
(1973-74 to 1974-75);
Serge BERNIER
(1971-72 to 1972-73);
Al MCDONOUGH (1971-72);
Matt RAVLICH
(1969-70 to 1970-71);
Bill WHITE (10/67-2/70).

22 Trevor LEWIS (10/10-3/20);
Jeff HALPERN (3/10-4/10);
Brian BOYLE (2/08-4/09);
Joe PISKULA (3/07-4/07);
Shay STEPHENSON (3/07);
Jason WARD (2/07-3/07);
Craig CONROY (10/05-1/07);
Ian LAPERRIERE (3/96-4/04);
Rick TOCCHET (3/95-1/96);
Charlie HUDDY (10/91-2/95);
Bob HALKIDIS (1/90-3/91);
Ken BAUMGARTNER
(1/88-11/89);
Glen CURRIE (12/87);
Dave WILLIAMS
(3/85-10/87);
Steve SEGUIN (10/84);
Warren HOLMES (11/82-4/83);
Dean JENKINS (10/83);
Pierre GIROUX (10/82);
Steve JENSEN (10/78-2/82);
Gary SARGENT (10/75-4/78);
Barry LONG
(1971-72 to 1973-74);
Jean POTVIN (1971-72);
Al MCDONOUGH (1970-71);
Bryan CAMPBELL
(1968-69 and 1969-70);
Marc DUFOUR (1968-69);
Gerry FOLEY (1968-69);
Billy INGLIS
(1967-68 and 1968-69);
Mike CORBETT (4/68);
Jim ANDERSON (1967-68);
Billy INGLIS (1967-68 and
1968-69).

23 Dustin BROWN
(10/03-present);
Craig JOHNSON (2/96-4/03);
Phil CROWE (11/93-4/94);
Corey MILLEN (12/91-6/93);
Mike DONNELLY (11/90-3/91);
Keith CROWDER (10/89-4/90);
Igor LIBA (12/88-4/89);
Larry PLAYFAIR (10/86-10/88);
Bob MONGRAIN (3/86);
Doug SMITH (10/81-1/86);

Don LUCE (1980-81);
Kevin SCHAMEHORN (1980-81);
Barry GIBBS (1979-80);
Nick BEVERLEY (1978-79);
Randy HOLT (12/78-4/79);
Neil KOMADOSKI (10/72-4/78);
Jim STANFIELD (1971-72);
Jean POTVIN (1970-71);
Eddie SHACK
(1969-70 to 1970-71);
Gary CROTEAU (1968-69);
Howie MENARD (1967-68);
Doug ROBINSON (1967-68 and
1968-69).

24 Derek FORBORT (10/16-2/20);
Colin FRASER (10/11-6/14);
Alexander FROLOW (10/02-4/10);
Adam MAIR (3/01-4/02);
Lubomir VISNOVSKY
(10/00-1/01);
Nathan LAFAYETTE (3/96-3/99);
Michel PETIT (1/95-11/95);
Mark HARDY (3/93-12/93);
Frank BREAUULT (10/90-12/92);
Mikko MAKELA (11/89-4/90);
Dale DEGRAY (10/88-4/89);
Jay WELLS (10/79-4/88);
Brian GLENNIE (1978-79);
Don KOZAK
(1972-73 to 1977-78);
Neil KOMADOSKI (1971-72);
Mike BYERS (1970-71).

25 Brooks LAICH (10/17-11/17);
Dustin PENNER (3/11-6/13);
Matt MOULSON (10/08-11/08);
Jon KLEMM (11/07-4/08);
Noah CLARKE (11/06-4/07);
Eric BELANGER (10/00-4/06);
Kevin STEVENS (1/96-4/97);
Darryl SYDOR (10/92-1/96);
Jim THOMSON (10/91-4/92);
Petr PRAJSLER (10/87-3/90);
Dave LANGEVIN (2/87-4/87);
Peter DINEEN (12/86);
Craig DUNCANSON (4/86);
Mark HARDY (12/85);
Dan BRENNAN (3/84-10/85);
Ken HOUSTON (10/83-2/84);
Dave LEWIS (10/80-4/83);
Don HOWSE (1979-80);
Darryl EDESTRAND
(1977-78 and 1978-79);
Larry CARRIERE (1977-78);
Randy ROTA (1973-74);
Harry HOWELL (1970-71);
Leon ROCHEFORT (1969-70).

26 Sean WALKER (10/19-present);
Nic DOWD (10/16-12/17);
Slava VOYNOV (11/11-10/14);
Michal HAMDZUS (9/07-4/11);
Marty MURRAY (11/06-1/07);
Trent KLATT (10/03-4/04);
Joe CORVO (12/03-4/03);
Randy ROBITAILLE (10/01-12/01);
Rich BRENNAN (12/00-5/01);
Ray FERRARO (10/97-4/99);

KINGS ALL-TIME UNIFORM NUMBERS

- Chris MARINUCCI (2/97);
Philippe BOUCHER (2/95-4/96);
Brian MCREYNOLDS (3/94-4/94);
Marc FORTIER (2/93);
Peter AHOLA (10/91-11/92);
Mike KRUSHELNYSKI
(10/88-11/90);
John ENGLISH (3/88-4/88);
Craig DUNCANSON (3/88);
Brian WILKS (3/86);
Al TUER (11/85-3/86);
Brian WILKS (3/85);
Wes JARVIS (10/83-3/84);
Steve BOZEK (10/81-4/83);
Dave MORRISON (1980-81);
Dave LEWIS (3/80-4/80);
Mark HARDY (1979-80);
Mark HEASLIP (1978-79);
Charlie SIMMER (1977-78);
Steve SHORT (1977-78);
Russ WALKER
(1976-77 and 1977-78).
- 27** Alec MARTINEZ (10/11-2/20);
Alexei PONIKAROVSKY
(10/10-4/11);
Kyle QUINCEY (10/08-4/09);
Scott THORNTON (10/06-4/08);
Joe CORVO (10/03-4/04);
Erik RASMUSSEN (1/03-4/03);
Jaroslav BEDNAR (3/02-11/03);
Glen MURRAY (3/97-10/02);
John SLANEY (1/96-1/97);
Dave THOMLINSON
(2/94-4/95);
Marc POTVIN (1/93-10/93);
Jim HILLER (10/92-1/93);
John TONELLI (10/88-4/91);
Lyle PHAIR (1/88-4/88);
Joe PATERSON (12/85-1/88);
Brian MACLELLAN (10/83-12/85);
Rick CHARTRAW (1/82-1/83);
John GIBSON (1980-81);
Garry UNGER (1980-81);
Rick HAMPTON
(1978-79 and 1979-80);
Lorne STAMLER
(1976-77 and 1977-78);
Dan MALONEY
(1972-73 to 1974-75).
- 28** Jaret ANDERSON-DOLAN
(10/18-present);
Jarret STOLL (10/08-4/15);
Matt MOULSON (11/07-4/08);
Oleg TYERDOVSKY (10/06-2/07);
Adam DEADMARSH (2/01-4/04);
Steven REINPRECHT (4/00-2/01);
Bill HUARD (12/99);
Jason PODOLLAN (3/99);
Steve DUCHESNE (10/98-3/99);
Philippe BOUCHER (10/96-4/98);
Eric LACROIX (1/95-4/96);
Guy LEVEQUE (11/92-4/94);
Steve DUCHESNE (10/86-4/91);
Rick LAPOINTE (10/84-12/86);
Fred BARRETT (3/84);
Mike HEIDT (10/83);
Ulf ISAKSSON (10/82-2/83);

Warren HOLMES (2/82);
Paul MULVEY (1/82);
John GIBSON (10/81-11/81).

- 29** Martin FRK (12/19-present);
John ZEILER (11/10-4/11);
Jeff GIULIANO (12/07-4/08);
Tom KOSTOPOULOS
(10/05-4/07);
Brad CHARTRAND (10/99-4/04);
Sean PRONGER (2/99-3/99);
Eric LACROIX (10/98-2/99);
Roman VOPAT (10/98);
Steve FINN (11/95-4/97);
Chris SNELL (2/95-5/95);
Donald DUFRESNE (3/94-4/94);
Lonnie LOACH (10/92-6/93);
Jay MILLER (2/89-4/92);
Mark FITZPATRICK (11/88-2/89);
Al JENSEN (2/87-3/87);
Glenn HEALY (11/85);
Gary LASKOSKI (10/82-12/84);
Al SIMS (3/82);
Mike BLAKE (3/82);
Jim RUTHERFORD (1980-81);
Don WADDELL (1980-81);
Billy SMITH (1971-72).

- 30** ROGIE VACHON (11/71-4/78)
Number Retired
February 14, 1985;
Markus MATTSOON (2/83-3/84);
Mike BLAKE (10/82-1/83);
Doug KEANS (1980-81);
Ron GRAHAME
(1978-79 to 1980-81);
ROGIE VACHON (11/71-4/78);
Denis DEJORDY (2/70-11/71);
Gerry DESJARDINS
(1968-69 to 1969-70);
Jacques CARON (1967-68);
Terry SAWCHUCK (1967-68).

- 31** Peter BUDAJ (10/18-11/18);
Ben BISHOP (2/17-4/17);
Peter BUDAJ (2/16-2/17);
Martin JONES (12/13-4/15);
Erik ERSBERG (2/08-4/10);
Mathieu GARON (10/05-4/07);
Jared AULIN (12/02-3/04);
Steve PASSMORE (10/00-3/01);
Ryan BACH (10/98-4/99);
Frederic CHABOT (10/97-3/98);
Byron DAFOE (10/95-4/96);
Grant FUHR (2/95-5/95);
Jamie STORR (1/95);
Mario GOSSELIN (10/89-4/90);
Roland MELANSON (1/86-3/89);
Mike BLAKE (11/84);
Marco BARON (1/84-3/84);
Doug KEANS
(1979-80 to 1980-81);
Gary SIMMONS
(1976-77 and 1977-78).

- 32** Jonathan QUICK
(12/07-present);
Barry BRUST (11/06);
Roman CECHMANEK
(10/03-4/04);

Derek ARMSTRONG
(10/03-4/03);
Stu GRIMSON (10/00-5/01);
Manny LEGACE (10/98-4/99);
J.C. BERGERON (1996-97);
Kelly HRUDEY (2/88-4/96);
Dan GRATTON (2/88);
Tim TOOKEY (10/87-1/88);
Paul PAGEAU (1980-81).

- 33** Tobias BJORNHOT
(10/19-present);
Willie MITCHELL (10/10-6/14);
Fredrik MODIN (3/10-4/10);
Kevin WESTGARTH (1/09-4/09);
Jack JOHNSON (3/07-4/07);
Yutaka FUKUFUJI (1/07);
Ziggy PALFFY (10/99-4/04);
Jaroslav MODRY (4/99);
Jan VOPAT (10/96-4/98);
Marty MCSORLEY
(10/88-6/93 and 2/94-3/96);
Chris KONTOS (3/88);
Bob KUDELSKI (10/87-12/87).

- 34** Kale CLAGUE (12/10-present);
Lauri TUKONEN (4/07-4/08);
Marcel COUSINEAU
(11/99-1/01);
Donald AUDETTE (12/98);
Byron DAFOE (10/96-4/97);
Matt JOHNSON (1/95-10/95).

- 35** Darcy KUEMPER (10/17-2/18);
Jason LABARBERA
(10/05-12/08);
Cristobal HUET (2/03-4/04);
Stephane Fiset (10/96-3/02);
Arto BLOMSTEN (3/95-12/95);
Robb STAUBER
(3/90 and 10/93-2/95);
Glenn HEALY (10/87-3/89);
Darren ELIOT (10/84-4/87).

- 36** Jack CAMPBELL (10/18-2/20);
Jussi JOKINEN (11/17-1/18);
David VAN DER GULIK (10/14);
Dmitry YUSHKEVICH
(11/02-2/03);
Pauli JAKS (1/95);
Daniel BERTHIAUME
(10/90-1/92);
Craig DUNCANSON
(11/88 and 10/89-11/89).

- 37** Nick SHORE (11/15-4/15);
Jean-Sebastien AUBIN
(9/07-2/08);
Gabe GAUTHIER (3/07-4/07);
Mark PARRISH (3/06-4/06);
Denis GREBESHKOV
(12/05-3/06);
Kip BRENNAN (1/02-3/04);
Jason PODOLLAN (4/00-4/01);
Paul DIPIETRO (10/96);
Patrice TARDIF (2/96-4/96);
Dan CURRIE (12/93);
Bob KUDELSKI (10/88-12/92).

- 38** Carl GRUNDSTROM
(3/19-present);

KINGS ALL-TIME UNIFORM NUMBERS

Paul LADUE (2/17-4/18);
Kevin DALLMAN (10/06-4/08);
Pavol DEMITRA (10/05-4/06);
Denis GREBESHKOV (2/04-4/04);
Chris MCALPINE (10/03-4/03);
Rob VALICEVIC (10/01-11/01);
Eric LAVIGNE (2/95);
Dan GRATTON (10/87).

- 39** Adrian KEMPE (2/17-4/17);
Dan CLOUTIER (10/06-4/08);
Noah CLARKE (12/03-4/06);
Felix POTVIN (2/01-4/03);
Yanic PERREAULT (3/95);
Hubie MCDONOUGH
(10/88-11/90);
Ken HAMMOND (11/87).

- 40** Cal PETERSEN (11/18-present);
Matt RYAN (12/05-1/06);
Barry POTOMSKI (1/96-2/97);
Darryl SYDOR (10/91).

- 41** Sheldon REMPAL (10/18-12/18);
Raitis IVANANS (10/06-4/10);
Jason ALLISON (10/01-4/04);
Brent GRIEVE (10/96-12/96);
Brandy SEMCHUK (3/93).

- 42** Gabriel VILARDI (2/20-present);
Tom PREISSING (9/07-3/09);
Tim GLEASON (10/03-4/06);
Mikko ELORANTA (10/01-4/03);
Dan BYLSMA (12/95-4/00);
Dominic LAVOIE (10/93-12/93);
Steve RICHMOND
(10/88 and 1/89).

- 43** Tim JACKMAN (11/06-4/07);
Mike WEAVER (10/05-4/06);
Jon SIM (3/03-3/04);
Philippe BOUCHER (10/98-4/02);
Vitali YACHMENEV (10/95-3/98);
Dave GOVERDE (12/91-11/93).

- 44** Mikey ANDERSON
(2/20-present);
Nate THOMPSON (2/18-2/19);
Vincent LECALVALIER (1/16-4/16);
Robyn REGEHR (4/13-4/15);
Davis DREWISKE (2/09-4/13);
Jaroslav MODRY (3/07-2/08);
Lauri TUKONEN (2/07);
Jaroslav MODRY (10/99-4/04);
Dave BABYCH (3/99-4/99);
Yanic PERREAULT (10/95-3/99);
Randy BURRIDGE (4/95-5/95);
John MCINTYRE (11/90-3/93);
Ron DUGUAY (2/88-4/89);
Dan BONAR (2/83-3/83).

- 45** Jonathan BERNIER (9/07-6/13);
Adam HAUSER (1/06);
Travis SCOTT (12/00-4/03);
Sandy MOGER (10/97-4/98);
Ruslan BATYRSHIN (3/96);
Keith REDMOND (1/93-4/94);
Gordie WALKER (11/88-12/88).

- 46** Blake LIZOTTE (4/19-present);

Daniel TAYLOR (3/08-4/09);
Mathieu CHOUNINARD
(2/04-4/04);
Rick HAYWARD (12/90).

- 47** Andrew CRESCENZI (11/17);
Trent HUNTER (10/11-4/12);
Corey ELKINS (12/09-4/11);
Ladislav NAGY (9/07-4/08);
Josh GREEN (10/98);
Brad JONES (10/90-3/91).

- 48** Andrei LOKTIONOV
(10/11-2/13);
Andrei LOKTIONOV
(11/09-4/10);
Petr KANKO (12/05-1/06);
Mark VISHAEV (11/98-4/99).

- 49** Michael MERSCH (12/15-4/18);
Brandon SEGAL (11/09-2/10);
Peter HARROLD (11/06-4/07);
Ryan FLINN (1/02-4/06);
Jay MILLER (1/89).

- 50** Bob JAY (10/93);
Sean MCCOSH (3/92).

- 51** Austin WAGNER
(10/18-present);
Jeff TAMBELLINI (11/05-12/05);
Chris SCHMIDT (2/03-3/03);
Scott THOMAS (12/00-4/02);
Justin HOCKING (4/94);
Shawn MCEACHERN
(10/93-2/94);
Mikael LINDHOLM (10/89-2/90).

- 52** Michael AMADIO (10/17-4/18);
Luke SCHENN (1/16-4/16);
Gabe GAUTHIER (12/07-4/09);
Jerrold SMITHSON (12/02-4/04);
Jason MORGAN (4/97-4/98);
Dave THOMLINSON (10/93).

- 53** Kevin GRAVEL (2/16-4/18);
Alec MARTINEZ (10/09-4/11);
Jeff GIULIANO (11/05-4/06);
Jason HOLLAND (10/01-4/04);
Brian MCREYNOLDS (2/94-3/94).

- 54** Ben SCRIVENS (10/13-1/14);
Teddy PURCELL (1/08-3/10);
Jan NEMECEK (11/98-4/00).

- 55** Jeff SCHULTZ (5/14-4/16);
Brayden SCHENN (11/09-4/10);
Pavel ROSA (12/98-4/04);
Troy CROWDER (10/94-12/96);
Doug ZMOLEK (2/96);
Darryl WILLIAMS (3/93).

- 56** Kurtis MACDERMID
(10/17-present);
Rich CLUNE (2/10-1/13);
Connor JAMES (1/06);
Brent THOMPSON (10/91-4/92).

- 57** Linden VEY (11/13-6/14);
George PARROS (10/05-4/06);
Steve HEINZE (10/01-4/03);
Sean WHYTE (12/91).

- 58** Derek BEKAR (10/03-4/03).

- 59** Tim SCHALLER (2/20-2/20).

- 61** Sean WALKER (10/18-4/19);
Trevor LEWIS (12/08-4/10).

- 62** Carl HAGELIN (11/18-2/19);
Scott BARNEY (1/03-4/04).

- 63** Scott PARSE (10/09-4/10);
Brad NORTON (10/02-3/04);
Rene CHAPDELAINE
(10/90-3/92).

- 64** Matt LUFF (11/18-present).

- 67** Nic DOWD (3/16-4/16);
Marc-Andre CLICHE (3/10-9/13).

- 70** Tanner PEARSON (5/13-11/18).

- 71** Torrey MITCHELL (11/17-4/18);
Jordan NOLAN (2/12-4/17).

- 72** Shane CHURLA (2/96).

- 73** Tyler TOFFOLI (3/13-2/20);
John ZEILER (2/07-4/08).

- 74** Nikolai PROKHORKIN (10/19-
3/20)
Dwight KING (11/10-2/17).

- 76** Jonny BRODZINSKI (10/18-4/19);
(3/17-4/17).

- 77** Jeff CARTER (2/12-present);
Ken BELANGER (10/05-11/06);
Rob COWIE (2/95-3/96);
Paul COFFEY (2/92-1/93);
Rod BUSKAS (10/90-10/91);
Garry UNGER (1980-81).

- 78** Daniel BRICKLEY
(4/18-present).

- 79** Justin AUGER (10/17).

- 81** Matt ROY (2/19-4/19);
Andrew CAMPBELL (4/14);
Craig LAUGHLIN (2/88-4/88).

- 82** Martin STRAKA (11/03-4/04).

- 85** Petr KLIMA (10/96).

- 88** Jarome IGINLA (2/17-4/17).

- 92** Rick TOCCHET (11/94-3/94).

- 94** Ryan SMYTH (10/09-4/11).

- 97** Jeremy ROENICK (10/05-4/06).

- 99** WAYNE GRETZKY (10/88-2/96).
Number Retired
October 9, 2002.

KINGS ALL-TIME STREAKS

LONGEST TEAM WINNING STREAKS

GAMES	YEAR	DATES OF STREAK
9 Games	2009-10	1/21/10 through 2/6/10
8 Games	2017-18	11/25/17 through 12/9/17
8 Games	2014-15	2/7/15 through 2/24/15
8 Games	2013-14	2/6/14 through 3/10/14
8 Games	1991-92	2/23/92 through 3/9/92
8 Games	1972-73	10/21/72 through 11/7/72
7 Games	2019-20	2/26/20 through 3/11/20
7 Games	2015-16	10/16/15 through 10/31/15
7 Games	1990-91	2/18/91 through 3/2/91
7 Games	1990-91	1/3/91 through 1/14/91
7 Games	1984-85	11/9/84 through 11/21/84
6 Games	2015-16	11/28/15 through 12/11/15
6 Games	2014-15	10/12/14 through 10/26/14
6 Games	2013-14	3/20/14 through 3/29/14
6 Games	2013-14	12/2/13 through 12/14/13
6 Games	2011-12	3/11/12 through 3/22/12
6 Games	2010-11	10/28/10 through 11/13/10
6 Games	2001-02	3/11/02 through 3/23/02

LONGEST TEAM POINT STREAKS

GAMES	YEAR	DATES OF STREAK
11 Games (7-0-4)	2013-14	11/7/13 through 11/27/13
11 Games (8-0-3)	2010-11	1/22/11 through 2/17/11
11 Games (9-0-2)	1973-74	2/28/74 through 3/24/74
10 Games (9-0-1)	1980-81	10/16/80 through 11/5/80
10 Games (7-0-3)	1974-75	10/24/74 through 11/15/74
9 Games (8-0-1)	2017-18	11/24/17 through 12/9/17
9 Games (7-0-2)	2015-16	11/23/15 through 12/12/15
9 Games (6-0-3)	2011-12	12/19/11 through 1/5/12
9 Games (9-0-0)	2009-10	1/21/10 through 2/6/10
9 Games (8-0-1)	1972-73	10/21/72 through 11/8/72
8 Games (8-0-0)	2014-15	2/7/15 through 2/24/15
8 Games (6-0-2)	2014-15	10/11/14 through 10/28/14
8 Games (6-0-2-0)	2000-01	11/2/00 through 11/18/00
8 Games (8-0-0)	1991-92	2/23/92 through 3/9/92
8 Games (7-0-1)	1990-91	2/18/91 through 3/5/91
8 Games (4-0-4)	1979-80	3/13/80 through 4/1/80

LONGEST TEAM LOSING STREAKS

GAMES	YEAR	DATES OF STREAK
11 Games (0-9-0-2)	2003-04	3/16/04 through 4/4/04
10 Games (0-6-4)	2018-19	2/9/19 through 2/28/19
10 Games	1983-84	2/22/84 through 3/9/84
8 Games	2007-08	12/12/07 through 12/26/07
8 Games	1983-84	11/20/83 through 12/4/83
8 Games	1969-70	1/29/70 through 2/15/70
8 Games	1969-70	1/11/70 through 1/25/70
8 Games	1967-68	12/25/67 through 1/7/68

LONGEST TEAM WINLESS STREAKS

GAMES	YEAR	DATES OF STREAK
17 Games (0-13-4)	1969-70	1/29/70 through 3/5/70
16 Games (0-7-9)	1981-82	12/26/81 through 1/27/82
14 Games (0-3-9-2)	2003-04	12/18/03 through 1/16/04
13 Games (0-7-6)	1976-77	11/5/76 through 12/2/76
11 Games (0-9-0-2)	2003-04	3/16/04 through 4/4/04
11 Games (0-7-4)	1970-71	11/28/70 through 12/19/70

LONGEST TEAM WINNING STREAKS AT HOME

GAMES	YEAR	DATES OF STREAK
12 Games	1992-93	10/10/92 through 12/5/92
10 Games	1990-91	10/13/90 through 11/20/90
*8 Games	2010-11	10/12/10 through 11/13/10
8 Games	1991-92	2/15/92 through 3/17/92
7 Games	2012-13	4/4/13 through 4/27/13
7 Games	1980-81	10/11/80 through 11/10/80
7 Games	1979-80	11/27/79 through 12/29/79
7 Games	1975-76	10/15/75 through 11/8/75
7 Games	1972-73	10/21/72 through 11/4/72

*Team record for longest home winning streak at start of season

KINGS ALL-TIME STREAKS

LONGEST TEAM POINT STREAKS AT HOME

GAMES	YEAR	DATES OF STREAK
13 Games (12-0-1)	1992-93	10/10/92 through 12/8/92
11 Games (9-0-2-0)	2001-02	3/4/02 through 4/14/02
11 Games (10-0-1)	1990-91	10/11/90 through 11/20/90
10 Games (8-0-2)	1973-74	3/2/74 through 3/28/74
10 Games (8-0-2)	1972-73	10/21/72 through 11/22/72
9 Games (8-0-1)	1991-92	2/6/92 through 3/17/92
8 Games (8-0-0)	2010-11	10/12/10 through 11/13/10

LONGEST TEAM LOSING STREAKS AT HOME

GAMES	YEAR	DATES OF STREAK
9 Games	1985-86	2/8/86 through 3/12/86
8 Games	1971-72	10/13/71 through 11/6/71
7 Games (0-4-3)	2006-07	1/8/07 through 2/22/07
6 Games	2003-04	3/16/04 through 4/2/04
5 Games (0-5-0)	2019-20	1/4/20 through 2/1/20
5 Games (0-5-0)	2018-19	3/5/19 through 3/18/19
5 Games (0-5-0)	2018-19	11/8/18 through 11/24/18
5 Games (0-4-1)	2017-18	12/28/17 through 1/18/18
5 Games (0-4-1)	2017-18	11/4/17 through 11/16/17
5 Games	2002-03	12/30/02 through 1/11/03
5 Games	1979-80	1/29/80 through 2/14/80
5 Games	1973-74	11/3/73 through 11/29/73

LONGEST TEAM WINLESS STREAKS AT HOME

GAMES	YEAR	DATES OF STREAK
9 Games (0-9-0)	1985-86	2/8/86 through 3/12/86
9 Games (0-8-1)	1969-70	1/29/70 through 3/5/70
8 Games (0-6-2)	1998-99	10/18/98 through 11/19/98
8 Games (0-6-2)	1994-95	2/5/95 through 3/18/95
8 Games (0-6-2)	1993-94	2/12/94 through 3/12/94
8 Games (0-7-1)	1992-93	12/15/92 through 1/23/93
8 Games (0-8-0)	1971-72	10/13/71 through 11/6/71
8 Games (0-4-4)	1970-71	11/7/70 through 12/19/70

LONGEST TEAM WINNING STREAKS ON ROAD

GAMES	YEAR	DATES OF STREAK
8 Games	2013-14	2/26/14 through 3/27/14
8 Games	1974-75	12/18/74 through 1/16/75
7 Games	2009-10	12/31/09 through 1/31/10
6 Games	2010-11	2/23/11 through 3/29/11
5 Games	2008-09	2/3/09 through 2/18/09
5 Games	1984-85	10/29/84 through 11/14/84
5 Games	1980-81	11/16/80 through 12/11/80

LONGEST TEAM POINT STREAKS ON ROAD

GAMES	YEAR	DATES OF STREAK
11 Games (6-0-5)	1974-75	10/10/74 through 12/11/74
10 Games (8-0-2)	2013-14	11/12/13 through 12/14/13
9 Games (6-0-3)	2010-11	1/22/11 through 2/17/11
8 Games (6-0-2)	2017-18	2/17/18 through 3/22/18
8 Games (8-0-0)	2013-14	2/26/14 through 3/27/14
8 Games (5-0-3)	1984-85	10/27/84 through 12/5/84
8 Games (8-0-0)	1974-75	12/18/74 through 1/16/75
7 Games (6-0-1)	2014-15	3/3/15 through 3/26/15
7 Games (4-0-3)	2011-12	12/19/11 through 1/17/12
7 Games (7-0-0)	2009-10	12/31/09 through 1/31/10
6 Games (6-0-0)	2010-11	2/23/11 through 3/29/11
6 Games (4-0-2)	1993-94	12/20/93 through 1/15/94
6 Games (4-0-2)	1992-93	3/26/93 through 4/10/93
6 Games (5-0-1)	1980-81	3/6/81 through 3/25/81
6 Games (5-0-1)	1980-81	11/16/80 through 12/13/80

LONGEST TEAM LOSING STREAKS ON ROAD

GAMES	YEAR	DATES OF STREAK
11 Games (0-10-1)	2019-20	10/24/19 through 12/7/19
11 Games	1969-70	1/11/70 through 2/15/70
10 Games	1993-94	11/9/93 through 12/18/93
10 Games	1971-72	11/13/71 through 12/21/71
9 Games	1986-87	1/31/87 through 3/6/87
9 Games	1983-84	2/24/84 through 3/17/84
9 Games	1967-68	12/13/67 through 1/21/68

KINGS ALL-TIME STREAKS

LONGEST TEAM WINLESS STREAKS ON ROAD

GAMES	YEAR	DATES OF STREAK
20 Games (0-16-4)	1969-70	1/11/70 through 4/3/70
19 Games (0-11-8)	1981-82	12/16/81 through 3/1/82
15 Games (0-11-4)	1995-96	1/8/96 through 2/26/96
15 Games (0-10-5)	1971-72	1/5/72 through 3/4/72
11 Games (0-10-1)	2019-20	10/24/19 through 12/7/19
11 Games (0-9-2)	1982-83	2/17/83 through 3/30/83
11 Games (0-11-0)	1969-70	1/11/70 through 2/15/70

OTHER TEAM STREAKS

MOST CONSECUTIVE TIE GAMES: 6

1/15/82 through 1/27/82

MOST CONSECUTIVE GAMES WITH A SHUTOUT: 3

10/18/11 through 10/22/11

MOST CONSECUTIVE GAMES SHUT OUT BY OPPONENT: 3

10/29/16 through 11/1/16

1/1/69 through 1/7/69

MOST CONSECUTIVE OVERTIME GAMES: 5*

4/3/10 through 4/11/10

MOST CONSECUTIVE OVERTIME GAMES AT HOME: 5

12/18/03 through 1/3/04

MOST CONSECUTIVE OVERTIME GAMES ON ROAD: 4*

11/25/15 through 12/12/15

1/7/04 through 1/16/04

LONGEST OVERTIME WINNING STREAK: 6*

10/3/13 through 10/30/13

12/9/9 through 1/30/10

LONGEST OVERTIME LOSING STREAK: 8*

11/25/14 through 1/19/15

*Includes Shootouts

INDIVIDUAL STREAKS

LONGEST POINT STREAK: 25 GAMES

Wayne Gretzky, 2/8/91 through 3/28/91 (8-49=57)

Bernie Nicholls, 10/16/84 through 12/10/84 (21-19=40)

LONGEST GOAL STREAK: 13 GAMES

Charlie Simmer, 11/24/79 through 12/27/79

LONGEST ASSIST STREAK: 23 GAMES

Wayne Gretzky, 2/8/91 through 3/24/91 (48 Assists) (NHL Record)

MOST CONSECUTIVE GAMES PLAYED: 460

Drew Doughty, 10/8/14 through 1/18/20

MOST CONSECUTIVE GAMES PLAYED, GOALIE: 34

Rogie Vachon, 12/18/73 through 3/2/74 (14-14-6 Record - 34 starts)

Gerry Desjardins, 10/11/69 through 1/6/70 (7-21-5 Record - 33 starts, 1 relief appearance)

MOST CONSECUTIVE STARTS, GOALIE: 34

Rogie Vachon, 12/18/73 through 3/2/74 (14-14-6 Record - 34 starts)

MOST CONSECUTIVE GAMES PLAYED TO START SEASON, GOALIE: 34

Gerry Desjardins, 10/11/69 through 1/6/70 (7-21-5 Record - 33 starts, 1 relief appearance)

MOST CONSECUTIVE GOALTENDING WINS: 9

Jonathan Quick, 1/21/10 through 2/6/10

MOST CONSECUTIVE GOALTENDING WINS TO START A CAREER: 8

Martin Jones, 12/3/13 through 12/21/13 (Tied NHL Record)

LONGEST GOALIE UNBEATEN STREAK: 13 GAMES

Gary Edwards, 12/18/74 through 3/13/75 (7-0-6)

LONGEST GOALIE SHUTOUT STREAK: 3 GAMES

Jonathan Quick, 10/18/11 through 10/22/11

LONGEST GOALIE SCORELESS STREAK: 202:11

Jonathan Quick, 10/15/11 (3rd period) through 10/27/11 (1st period)

KINGS ALL-TIME RECORD ON HOMESTANDS OF THREE OR MORE GAMES

9-GAMES (1); 1973-74 (7-0-2).

8-GAMES (5); 1968-69 (5-3-0); 1969-70 (3-5-0); 1972-73 (7-1-0); 2000-01 (2-5-1); 2010-11 (2-6-0).

7-GAMES (15); 1969-70 (2-3-2); 1970-71 (2-3-2); 1974-75 (5-1-1); 1975-76 (3-4-0); 1981-82 (2-3-2); 1984-85 (5-2-0); 1998-99 (4-3-0); 1999-00 (4-2-1); 2003-04 (3-4-0); 2008-09 (3-2-2); 2009-10 (3-4-0); 2014-15 (1-2-4); 2016-17 (3-4-0); 2016-17 (4-2-1); 2018-19 (3-4-0).

6-GAMES (24); 1971-72 (0-6-0); 1971-72 (1-5-0); 1974-75 (2-1-3); 1976-77 (3-2-1); 1978-79 (3-3-0); 1978-79 (3-2-1); 1978-79 (3-1-2); 1980-81 (4-2-0); 1980-81 (2-4-0); 1982-83 (3-3-0); 1986-87 (3-2-1); 1987-88 (3-3-0); 1990-91 (5-0-1); 1990-91 (1-3-2); 1991-92 (2-2-2); 1993-94 (4-1-1); 1997-98 (3-3-0); 1997-98 (4-2-0); 2000-01 (3-1-2); 2006-07 (2-3-1); 2007-08 (3-3-0); 2010-11 (3-2-1); 2011-12 (3-1-2); 2014-15 (6-0-0).

5-GAMES (65); 1967-68 (3-2-0); 1967-68 (2-2-1); 1968-69 (3-2-0); 1968-69 (3-2-0); 1968-69 (3-2-0); 1969-70 (2-3-0); 1970-71 (3-2-0); 1971-72 (1-3-1); 1972-73 (2-1-2); 1975-76 (2-1-1); 1975-76 (2-3-0); 1975-76 (2-2-1); 1976-77 (0-4-1); 1977-78 (2-1-2); 1977-78 (2-3-0); 1977-78 (1-2-2); 1981-82 (2-3-0); 1981-82 (3-2-0); 1981-82 (2-2-1); 1982-83 (3-2-0); 1985-86 (1-3-1); 1986-87 (3-2-0); 1986-87 (4-1-0); 1987-88 (1-4-0); 1987-88 (1-3-1); 1988-89 (4-1-0); 1988-89 (4-1-0); 1988-89 (3-1-1); 1988-89 (1-3-1); 1989-90 (3-1-1); 1989-90 (1-3-1); 1989-90 (4-1-0); 1990-91 (5-0-0); 1991-92 (3-1-1); 1991-92 (2-2-1); 1992-93 (4-1-0); 1992-93 (1-3-1); 1993-94 (2-3-0); 1995-96 (0-4-1); 1996-97 (1-3-1); 1996-97 (1-3-1); 1997-98 (2-2-1); 1999-2000 (3-1-1); 2000-01 (2-1-2); 2001-02 (2-3-0); 2001-02 (2-2-1); 2002-03 (2-3-0); 2003-04 (1-4-0); 2005-06 (4-1-0); 2005-06 (2-3-0); 2006-07 (2-2-1); 2010-11 (5-0-0); 2010-11 (3-1-1); 2012-13 (4-1-0); 2012-13 (3-2-0); 2013-14 (3-1-1); 2013-14 (2-3-0); 2015-16 (2-3-0); 2015-16 (3-2-0); 2015-16 (3-1-1); 2017-18 (1-4-0); 2017-18 (3-2-0); 2018-19 (2-3-0); 2019-20 (2-3-0); 2019-20 (3-1-1).

4-GAMES (93); 1967-68 (3-1-0); 1967-68 (2-1-1); 1969-70 (1-3-0); 1970-71 (3-1-0); 1971-72 (2-2-0); 1972-73 (3-0-1); 1972-73 (2-2-0); 1973-74 (0-4-0); 1974-75 (3-0-1); 1974-75 (2-1-1); 1974-75 (2-2-0); 1975-76 (4-0-0); 1975-76 (1-1-2); 1976-77 (3-1-0); 1976-77 (3-1-0); 1977-78 (2-2-0); 1977-78 (1-2-1); 1978-79 (2-1-1); 1978-79 (1-2-1); 1979-80 (3-0-1); 1979-80 (1-1-2); 1979-80 (2-1-1); 1979-80 (1-3-0); 1980-81 (4-0-0); 1980-81 (1-1-2); 1981-82 (2-2-0); 1982-83 (1-3-0); 1983-84 (2-1-1); 1983-84 (3-0-1); 1983-84 (0-4-0); 1983-84 (1-2-1); 1983-84 (2-0-2); 1984-85 (2-2-0); 1984-85 (3-1-0); 1984-85 (2-0-2); 1985-86 (1-3-0); 1985-86 (2-2-0); 1985-86 (0-4-0); 1985-86 (0-3-1); 1986-87 (2-1-1); 1986-87 (1-3-0); 1987-88 (3-1-0); 1987-88 (3-1-0); 1988-89 (2-2-0); 1988-89 (3-0-1); 1989-90 (2-2-0); 1989-90 (2-2-0); 1989-90 (2-1-1); 1992-93 (1-2-1); 1992-93 (3-1-0); 1993-94 (1-3-0); 1994-95 (2-2-0); 1995-96 (2-1-1); 1996-97 (3-1-0); 1996-97 (4-0-0); 1998-99 (0-3-1); 1998-99 (1-3-0); 1998-99 (2-2-0); 2000-01 (2-2-0); 2001-02 (3-0-1); 2002-03 (0-2-1-1); 2003-04 (2-1-1); 2005-06 (2-2-0); 2005-06 (2-1-1); 2005-06 (4-0-0); 2006-07 (2-1-1); 2006-07 (2-2-0); 2007-08 (3-1-0); 2008-09 (2-2-0); 2008-09 (2-0-2); 2008-09 (1-3-0); 2009-10 (2-2-0); 2010-11 (3-0-1); 2011-12 (3-1-0); 2011-12 (2-2-0); 2011-12 (2-1-1); 2011-12 (3-1-0); 2013-14 (3-1-0); 2013-14 (3-1-0); 2013-14 (3-1-0); 2013-14 (1-3-0); 2014-15 (3-1-0); 2014-15 (3-0-1); 2015-16 (4-0-0); 2015-16 (2-1-1); 2016-17 (2-2-0); 2017-18 (3-0-1); 2017-18 (0-4-0); 2018-19 (2-2-0); 2018-19 (1-2-1); 2019-20 (2-1-1); 2019-20 (1-3-0); 2019-20 (4-0-0)*.

TIMES THE KINGS HAVE SWEPT A 3-GAME HOMESTAND (21); 1968-69; 1974-75; 1979-80; 1982-83; 1988-89; 1989-90; 1990-91 (2); 1991-92; 1992-93; 2000-01; 2001-02; 2002-03; 2008-09; 2009-10; 2010-11; 2012-13; 2014-15; 2015-16; 2016-17; 2017-18.

TIMES THE KINGS HAVE BEEN SWEPT ON A 3-GAME HOMESTAND (8); 1973-74; 1979-80; 1985-86; 1993-94; 1999-2000; 2002-03; 2018-19; 2019-20.

KINGS ALL-TIME RECORD ON ROAD TRIPS OF THREE OR MORE GAMES

9-GAMES (1); 1969-70 (1-7-1).

8-GAMES (5); 1969-70 (1-7-0); 1970-71 (2-4-2); 1978-79 (4-4-0); 2002-03 (2-3-1-2); 2007-08 (**4-3-1**).

7-GAMES (16); 1971-72 (0-4-3); 1973-74 (3-3-1); 1974-75 (**6-1-0**); 1975-76 (3-4-0); 1976-77 (1-6-0); 1977-78 (1-3-3); 1979-80 (3-2-2); 1981-82 (0-5-2); 1982-83 (1-5-1); 1987-88 (2-4-1); 1991-92 (4-2-1); 1993-94 (2-4-1); 1999-00 (4-3-0); 2015-16 (3-3-1); 2016-17 (3-2-2); 2017-18 (4-3-0).

6-GAMES (27); 1967-68 (2-2-2); 1967-68 (3-3-0); 1968-69 (1-4-1); 1971-72 (1-5-0); 1972-73 (1-5-0); 1972-73 (1-5-0); 1977-78 (1-4-1); 1980-81 (1-3-2); 1983-84 (1-3-2); 1985-86 (2-4-0); 1986-87 (**4-2-0**); 1988-89 (**4-2-0**); 1989-90 (2-4-0); 1989-90 (2-3-1); 1990-91 (3-3-0); 1992-93 (2-3-1); 1992-93 (3-1-2); 1997-98 (2-4-0); 2001-02 (1-4-0-1); 2008-09 (2-3-1); 2009-10 (3-3-0); 2010-11 (3-1-2); 2011-12 (2-3-1); 2015-16 (3-2-1); 2017-18 (**4-2-0**); 2018-19 (3-2-1); 2019-20 (3-1-2).

5-GAMES (67); 1967-68 (0-5-0); 1968-69 (0-4-1); 1972-73 (1-3-1); 1973-74 (0-4-1); 1974-75 (2-0-3); 1974-75 (2-2-1); 1976-77 (1-2-2); 1976-77 (4-1-0); 1977-78 (3-2-0); 1978-79 (2-3-0); 1979-80 (2-3-0); 1979-80 (1-4-0); 1980-81 (3-2-0); 1981-82 (1-3-1); 1981-82 (2-2-1); 1982-83 (0-5-0); 1984-85 (1-2-2); 1985-86 (2-2-1); 1985-86 (3-1-1); 1985-86 (3-2-0); 1985-86 (1-4-0); 1986-87 (0-5-0); 1986-87 (2-2-1); 1986-87 (0-5-0); 1987-88 (0-5-0); 1987-88 (2-2-1); 1987-88 (2-3-0); 1988-89 (3-2-0); 1988-89 (1-3-1); 1989-90 (3-2-0); 1990-91 (1-2-2); 1990-91 (4-1-0); 1990-91 (2-3-0); 1992-93 (2-3-0); 1993-94 (1-4-0); 1994-95 (3-2-0); 1995-96 (2-2-1); 1995-96 (0-5-0); 1997-98 (0-2-3); 1997-98 (3-1-1); 1998-99 (2-2-1); 1998-99 (2-2-1); 1998-99 (1-4-0); 1999-00 (3-1-1); 2000-01 (2-3-0); 2001-02 (4-1-0); 2002-03 (2-1-1-1); 2002-03 (2-3-0); 2003-04 (1-1-1-2); 2006-07 (2-1-2); 2008-09 (4-1-0); 2008-09 (1-4-0); 2009-10 (3-2-0); 2009-10 (**5-0-0**); 2010-11 (3-2-0); 2010-11 (3-2-0); 2012-13 (2-3-0); 2012-13 (3-1-1); 2013-14 (1-3-1); 2014-15 (1-3-1); 2014-15 (1-3-1); 2014-15 (2-3-0); 2014-15 (3-2-0); 2015-16 (2-2-1); 2016-17 (1-3-1); 2016-17 (3-2-0); 2019-20 (1-3-1).

4-GAMES (97); 1967-68 (1-3-0); 1968-69 (1-2-1); 1968-69 (0-3-1); 1969-70 (0-1-3); 1970-71 (0-4-0); 1970-71 (0-2-2); 1971-72 (0-4-0); 1971-72 (0-4-0); 1972-73 (0-3-1); 1973-74 (0-2-2); 1973-74 (2-2-0); 1973-74 (1-1-2); 1975-76 (0-4-0); 1975-76 (1-1-2); 1977-78 (1-2-1); 1978-79 (1-3-0); 1978-79 (2-1-1); 1978-79 (1-3-0); 1979-80 (1-3-0); 1979-80 (1-3-0); 1979-80 (1-3-0); 1980-81 (2-1-1); 1980-81 (3-1-0); 1980-81 (3-0-1); 1981-82 (2-2-0); 1982-83 (2-1-1); 1982-83 (2-1-1); 1982-83 (0-3-1); 1983-84 (3-1-0); 1983-84 (0-4-0); 1984-85 (0-3-1); 1984-85 (2-1-1); 1984-85 (0-2-2); 1984-85 (3-1-0); 1987-88 (1-2-1); 1988-89 (2-2-0); 1988-89 (0-3-1); 1988-89 (2-2-0); 1989-90 (1-3-0); 1989-90 (0-4-0); 1990-91 (2-1-1); 1990-91 (1-2-1); 1991-92 (1-3-0); 1991-92 (1-3-0); 1991-92 (2-2-0); 1991-92 (1-2-1); 1992-93 (2-2-0); 1993-94 (0-4-0); 1993-94 (1-2-1); 1994-95 (2-0-2); 1995-96 (0-3-1); 1995-96 (0-3-1); 1996-97 (2-0-2); 1996-97 (0-4-0); 1996-97 (1-3-0); 1996-97 (0-3-1); 1997-98 (1-2-1); 1998-99 (1-3-0); 1999-00 (1-3-0); 2000-01 (3-1-0); 2000-01 (2-2-0); 2000-01 (3-1-0); 2001-02 (1-1-2); 2001-02 (2-1-1); 2001-02 (0-3-1); 2003-04 (3-0-0-1); 2003-04 (1-1-0-2); 2003-04 (1-0-2-1); 2003-04 (0-3-0-1); 2005-06 (2-1-1); 2005-06 (1-3-0); 2005-06 (1-3-0); 2005-06 (0-2-2); 2005-06 (2-2-0); 2006-07 (0-4-0); 2006-07 (0-1-3); 2007-08 (0-3-1); 2009-10 (1-3-0); 2010-11 (1-3-0); 2010-11 (2-2-0); 2011-12 (2-2-0); 2011-12 (2-1-1); 2013-14 (3-1-0); 2013-14 (3-0-1); 2013-14 (3-1-0); 2013-14 (0-4-0); 2013-14 (1-2-1); 2015-16 (**4-0-0**); 2016-17 (2-2-0); 2017-18 (**4-0-0**); 2017-18 (1-2-1); 2017-18 (2-2-0); 2017-18 (2-1-1); 2018-19 (1-3-0); 2018-19 (0-2-2); 2018-19 (0-3-1); 2019-20 (1-3-0); 2019-20 (0-4-0).

KINGS BEST 3-GAME TRIPS; 1984-85 (**3-0-0**); 1997-98 (2-0-1); 1999-00 (2-0-1); 1999-00 (2-0-1); 2005-06 (2-0-1); 2008-09 (2-0-1); 2010-11 (2-0-1); 2011-12 (2-0-1); 2013-14 (**3-0-0**); 2013-14 (**3-0-0**).

NOTES: In 1984-85 the Kings played eight consecutive games on the road, however, after the first four games at Washington, Montreal, the NY Islanders and Chicago the club returned to L.A. for three days before leaving to play another four games at Edmonton, Winnipeg (2) and Vancouver. This is counted as two four-game trips.

In 2003-04 the Kings played seven consecutive road games, however, after the first two at Edmonton and Calgary the Kings had a full week off for the All-Star break and then embarked on a five-game trip to Minnesota, Columbus, Buffalo, New Jersey and the NY Islanders.

In 2010-11 the Kings played 10 consecutive road games. After playing three straight on the road at Minnesota, Edmonton and Calgary, the team returned home for three days before leaving on a six-game trip that included stops in Pittsburgh, Washington, Philadelphia, Columbus, the NY Rangers and the NY Islanders. After returning home from the east coast, the Kings played their 10th consecutive road game three days later at Anaheim.

In 2013-14 the Kings played eight consecutive games away from STAPLES Center in January. Seven of the eight games were played on the road, and one of the eight was played in LA at Dodger Stadium as the Kings hosted Anaheim as part of the NHL's Stadium Series on January 25, 2014. The announced sellout crowd for the game was 54,099.

In 2016-17, the Kings played nine consecutive road games in December, but the nine games were broken up into two trips. The Kings played seven straight road games from December 13-23 and then returned home for the Christmas Break. After the break, the team played two more road games in Vancouver and Edmonton (December 28-29).

In 2019-20 the season was cut short due to the COVID-19 pandemic. The Kings were in the midst of a 9-game homestand, which would have tied a franchise record for longest homestand in LA Kings history. It is listed as a 4-game homestand, as only four of the nine games were played before the season was cancelled.

KINGS YEAR-BY-YEAR SITUATIONAL STATS

	HOME	ROAD	Vs. DIVISION	1-GOAL GAMES	SCORING 1ST GOAL	ALLOWING 1ST GOAL	LEADING AFTER 2
1967-68	20-13-4	11-20-6	21-21-8	5-6	—	—	—
1968-69	19-14-5	5-28-5	14-18-8	7-4	—	—	—
1969-70	12-22-4	2-30-6	10-23-7	4-10	—	—	—
1970-71	17-14-8	8-26-5	14-18-4	4-4	—	—	—
1971-72	14-23-2	6-26-7	8-25-3	1-8	—	—	—
1972-73	21-11-7	10-25-4	17-16-5	4-8	—	—	—
1973-74	22-13-4	11-20-8	21-13-4	9-7	—	—	—
1974-75	22-7-11	20-10-10	14-3-7	5-4	—	—	—
1975-76	22-13-5	16-20-4	10-11-3	9-7	—	—	—
1976-77	20-13-7	14-18-8	13-6-5	6-12	—	—	—
1977-78	18-16-6	13-18-9	10-9-5	3-7	—	—	—
1978-79	20-13-7	14-21-5	14-12-6	7-5	—	—	—
1979-80	18-13-9	12-23-5	5-7-4	9-5	—	—	—
1980-81	22-11-7	21-13-6	7-6-3	11-5	—	—	—
1981-82	19-15-6	5-26-9	11-13-8	7-9	13-11-5	11-30-10	17-6-3
1982-83	20-13-7	7-28-5	9-17-6	6-5	19-16-5	8-25-7	24-5-2
1983-84	13-19-8	10-25-5	9-18-5	7-10	17-11-5	6-33-8	18-2-4
1984-85	20-14-6	14-18-8	12-14-6	12-11	24-11-7	10-21-7	27-5-8
1985-86	9-27-4	14-22-4	7-20-5	12-10	14-12-4	9-37-4	14-1-2
1986-87	20-17-3	11-24-5	10-19-3	11-14	18-16-5	13-25-3	22-7-2
1987-88	19-18-3	11-24-5	12-17-3	11-12	18-11-3	12-31-5	24-3-1
1988-89	25-12-3	17-19-4	12-16-4	12-8	24-13-4	18-18-3	30-3-3
1989-90	21-16-3	13-23-4	11-15-6	8-11	26-10-1	8-29-6	22-5-1
1990-91	26-9-5	20-15-5	19-9-4	9-11	35-10-8	11-14-2	39-2-4
1991-92	20-11-9	15-20-5	16-13-6	10-7	19-11-7	16-20-7	28-2-7
1992-93	22-15-5	17-20-5	17-16-4	9-8	31-11-3	8-24-7	29-2-5
1993-94	18-19-5	9-26-7	12-14-6	9-15	16-15-7	11-30-4	21-4-6
1994-95	7-11-6	9-12-3	5-15-4	6-3	12-7-4	4-16-5	14-0-3
1995-96	16-16-9	8-24-9	10-14-8	12-14	16-13-7	8-27-11	17-3-3
1996-97	18-16-7	10-27-4	12-16-4	8-13	23-11-4	5-32-6	23-2-2
1997-98	22-16-3	16-17-8	19-11-2	14-13	31-5-2	7-28-9	28-0-5
1998-99	18-20-3	14-25-2	6-18-0	16-19	25-9-4	7-36-1	23-4-1
1999-00	21-13-5-2	18-14-7-2	8-10-3-3	15-12	24-7-6-1	15-20-6-3	29-1-2-1
2000-01	20-12-7-2	18-16-5-2	8-7-4-1	11-12	30-7-9-2	8-21-3-1	31-1-2-2
2001-02	22-12-6-1	18-15-5-3	10-4-4-2	16-16	27-7-5-3	13-20-6-1	26-1-1-1
2002-03	19-19-2-1	14-18-4-5	10-9-1-0	14-20	22-14-4-2	11-23-1-3	25-3-1-2
2003-04	15-16-9-1	13-13-7-8	9-9-5-1	11-20	24-8-7-5	4-21-9-4	24-1-6-3
2004-05			DNP — LOCKOUT				
2005-06	26-14-1	16-21-4	14-14-4	23-17	25-11-4	17-24-1	25-3-0
2006-07	16-16-9	11-25-5	10-18-4	11-24	17-12-8	10-29-6	17-2-5
2007-08	17-22-3	15-22-4	12-18-2	10-20	17-11-5	15-32-2	22-2-0
2008-09	18-15-8	16-22-3	10-10-4	20-23	26-9-4	8-28-7	24-4-2
2009-10	22-13-6	24-14-3	15-6-3	25-19	34-7-5	12-20-4	29-0-2
2010-11	25-13-3	21-17-3	12-10-2	22-9-6	36-12-2	10-18-4	26-0-1
2011-12	22-14-5	18-13-10	13-4-7	17-14-15	32-5-8	8-22-7	28-0-6
2012-13	19-4-1	8-12-4	9-7-2	11-5-5	21-3-2	6-13-3	19-1-2
2013-14	23-14-4	23-14-4	16-10-3	21-14-8	36-11-5	10-17-3	27-3-0
2014-15	25-9-7	15-18-8	14-7-8	13-9-15	27-5-9	13-22-6	27-3-5
2015-16	26-12-3	22-16-3	18-11-0	27-11-6	30-11-3	18-17-3	31-5-1
2016-17	23-16-2	16-19-6	12-14-3	19-13-8	21-5-5	18-30-3	19-1-2
2017-18	23-15-3	22-14-5	13-11-5	14-11-8	25-3-4	20-26-4	27-2-1
2018-19	17-21-3	14-21-6	14-12-3	14-8-9	21-6-3	10-36-6	20-1-3
2019-20	19-13-2	10-22-4	10-14-1	15-9-6	23-11-5	6-24-1	18-1-1

KINGS YEAR-BY-YEAR SITUATIONAL STATS

	TRAILING AFTER 2	SHOTS/GM FOR	SHOTS/GM AGAINST	OVERTIME RECORD	INJ	GF (RANK)	GA (RANK)
1967-68	-	-	-	-	-	200 (7)	224 (10)
1968-69	-	-	-	-	-	185 (11)	260 (10)
1969-70	-	-	-	-	-	168 (12)	290 (12)
1970-71	-	-	-	-	-	239 (6)	303 (12)
1971-72	-	-	-	-	-	206 (11)	305 (12)
1972-73	-	-	-	-	-	232 (13)	245 (9)
1973-74	-	-	-	-	-	233 (11)	231 (5)
1974-75	-	-	-	-	-	269 (T-10)	185 (2)
1975-76	-	-	-	-	-	263 (9)	265 (8)
1976-77	-	-	-	-	-	271 (8)	241 (6)
1977-78	-	-	-	-	-	243 (12)	245 (8)
1978-79	-	-	-	-	-	292 (6)	286 (10)
1979-80	-	-	-	-	-	290 (10)	313 (T-17)
1980-81	-	-	-	-	-	337 (3)	290 (7)
1981-82	3-29-6	32.0	30.5	-	-	314 (14)	369 (20)
1982-83	0-33-4	33.4	30.6	-	-	308 (11)	365 (19)
1983-84	2-35-4	30.9	31.7	1-3-13	-	309 (11)	376 (19)
1984-85	4-24-4	31.9	30.2	3-2-14	-	339 (6)	326 (15)
1985-86	3-42-2	30.3	35.2	3-3-8	201	284 (18)	389 (20)
1986-87	5-26-3	30.9	31.1	2-2-8	200	318 (T-2)	341 (20)
1987-88	1-33-4	30.8	32.1	1-3-8	269	318 (5)	359 (21)
1988-89	5-24-3	31.6	33.7	6-1-7	214	376 (1)	335 (T-16)
1989-90	5-26-4	29.7	31.0	3-2-7	198	338 (2)	337 (18)
1990-91	2-17-3	29.5	30.1	4-2-10	228	340 (3)	254 (4)
1991-92	3-24-3	30.2	33.3	0-0-9	192	287 (10)	296 (14)
1992-93	2-29-2	34.0	34.4	2-1-10	251	338 (5)	340 (21)
1993-94	3-37-1	33.0	36.3	3-3-12	165	294 (T-6)	322 (24)
1994-95	1-21-5	30.1	34.8	0-0-9	206	142 (10)	174 (T-23)
1995-96	2-32-6	30.1	35.4	3-2-18	380	256 (11)	302 (23)
1996-97	1-37-3	29.0	33.9	0-3-11	349	214 (T-23)	268 (20)
1997-98	3-26-3	26.8	30.3	3-2-11	178	227 (8)	225 (T-18)
1998-99	3-30-0	28.2	30.0	5-2-5	335	189 (25)	222 (16)
1999-00	3-21-1-2	29.5	27.9	5-4-12	244	245 (5)	228 (17)
2000-01	1-22-2-1	27.9	26.3	3-3-13	196	252 (6)	228 (17)
2001-02	4-20-4-1	25.7	25.0	3-4-11	211	214 (16)	190 (6)
2002-03	3-31-1-2	27.7	26.1	6-7-6	536	203 (22)	221 (15)
2003-04	1-24-3-3	28.6	27.0	2-9-16	629	205 (18)	217 (20)
2004-05			DNP — LOCKOUT				
2005-06	10-23-1	29.2	30.0	10-5	369	243 (T-17)	269 (23)
2006-07	3-32-5	31.0	29.8	6-14	181	223 (20)	277 (27)
2007-08	5-34-3	28.6	32.0	7-7	193	226 (T-13)	263 (28)
2008-09	4-28-4	30.0	28.1	8-11	153	202 (27)	226 (11)
2009-10	8-23-3	29.1	27.6	14-9	190	231 (T-9)	211 (9)
2010-11	4-21-2	28.8	27.9	11-6	172	209 (25)	196 (T-6)
2011-12	1-22-3	30.6	27.4	9-15	169	188 (29)	170 (2)
2012-13	3-11-0	29.8	25.0	3-5	54	131 (10)	114 (T-7)
2013-14	6-21-3	31.6	26.2	12-8	100	198 (26)	168 (1)
2014-15	3-20-5	30.9	27.0	3-15	136	218 (18)	197 (T-4)
2015-16	8-17-1	32.0	27.5	14-6	221	223 (14)	192 (3)
2016-17	5-31-1	31.1	25.9	14-8	237	199 (T-24)	201 (6)
2017-18	6-22-4	31.0	30.9	11-8	168	237 (16)	202 (1)
2018-19	2-36-3	28.8	31.4	9-9	248	199 (30)	259 (22)
2019-20	2-30-1	33.2	29.7	8-6	107	177 (30)	209 (T-13)

NOTE: GF and GA totals do not include shootout goals.

KINGS ALL-TIME HIGHEST SCORING GAMES
(FOR AND AGAINST)

12-GOAL GAMES (FOR)

11/29/84, KINGS 12 vs. Vancouver 1

12-GOAL GAMES (AGAINST)

None

11-GOAL GAMES (FOR)

11/8/92, KINGS 11 at San Jose 4
 2/18/89, KINGS 11 vs. Quebec 3
 1/20/81, KINGS 11 vs. Detroit 4
 4/6/74, KINGS 11 vs. Vancouver 1

11-GOAL GAMES (AGAINST)

10/17/88, Kings 4 at Calgary 11
 11/25/86, Kings 5 at Vancouver 11
 1/6/83, Kings 3 at Montreal 11
 11/25/81, Kings 4 at Edmonton 11
 11/14/71, Kings 2 at Boston 11

10-GOAL GAMES (FOR)

10/9/93, KINGS 10 vs. Detroit 3
 2/16/93, KINGS 10 at Minnesota 5
 1/21/87, KINGS 10 vs. Pittsburgh 5
 10/31/84, KINGS 10 at Vancouver 3
 10/15/81, KINGS 10 vs. Colorado 2
 3/14/81, KINGS 10 vs. Minnesota 4
 12/4/78, KINGS 10 vs. Washington 2

10-GOAL GAMES (AGAINST)

1/14/06, Kings 1 at Buffalo 10
 2/13/93, Kings 3 vs. Washington 10
 12/29/92, Kings 2 vs. Philadelphia 10
 12/6/87, Kings 3 at Washington 10
 11/13/87, Kings 7 at Calgary 10
 3/30/83, Kings 5 at Winnipeg 10
 12/27/81, Kings 3 at Edmonton 10
 11/5/81, Kings 2 at Detroit 10
 1/8/72, Kings 2 at Montreal 10

9-GOAL GAMES (FOR)

2/9/16, KINGS 9 at Boston 2
 1/1/08, KINGS 9 vs. Chicago 2
 11/16/95, KINGS 9 vs. NY Islanders 2
 12/11/93, KINGS 9 vs. St. Louis 1
 3/29/93, KINGS 9 at Detroit 3
 12/28/91, KINGS 9 at Edmonton 4
 2/2/91, KINGS 9 vs. Vancouver 1
 3/24/90, KINGS 9 vs. St. Louis 3
 1/18/90, KINGS 9 vs. Detroit 4
 12/19/89, KINGS 9 vs. Winnipeg 5
 1/14/89, KINGS 9 vs. Hartford 6
 12/1/88, KINGS 9 vs. Toronto 3
 11/29/88, KINGS 9 vs. New Jersey 3
 3/30/88, KINGS 9 vs. Calgary 7
 3/26/88, KINGS 9 vs. Chicago 5
 11/29/86, KINGS 9 vs. New Jersey 6
 2/1/86, KINGS 9 at Winnipeg 6
 1/17/86, KINGS 9 at Vancouver 7
 3/24/84, KINGS 9 vs. Detroit 7
 12/30/83, KINGS 9 at Hartford 3
 1/11/83, KINGS 9 at Washington 7
 3/27/82, KINGS 9 vs. Colorado 4
 3/17/82, KINGS 9 vs. Calgary 4
 10/20/81, KINGS 9 at NY Islanders 6
 12/22/79, KINGS 9 vs. Edmonton 3
 1/1/76, KINGS 9 at Buffalo 6
 12/27/75, KINGS 9 vs. Kansas City 4
 11/4/72, KINGS 9 vs. NY Islanders 2
 4/1/72, KINGS 9 vs. California 4
 12/26/70, KINGS 9 vs. California 3
 3/7/68, KINGS 9 vs. Oakland 2

9-GOAL GAMES (AGAINST)

2/13/96, Kings 4 at Detroit 9
 2/21/92, Kings 7 at Calgary 9
 10/31/90, Kings 4 at NY Rangers 9
 3/2/90, Kings 3 at Winnipeg 9
 3/18/89, Kings 3 vs. Calgary 9
 10/11/87, Kings 2 vs. Edmonton 9
 3/6/87, Kings 3 at Edmonton 9
 12/20/85, Kings 4 at Edmonton 9
 11/27/85, Kings 0 vs. Hartford 9
 10/13/85, Kings 2 vs. Calgary 9
 12/8/84, Kings 7 at Montreal 9
 11/24/84, Kings 5 vs. Winnipeg 9
 3/17/84, Kings 1 at Edmonton 9
 2/28/84, Kings 1 at Calgary 9
 1/16/84, Kings 3 at Minnesota 9
 3/26/83, Kings 3 vs. Edmonton 9
 11/7/81, Kings 4 vs. Toronto 9
 10/25/81, Kings 4 at Winnipeg 9
 1/27/80, Kings 1 at Buffalo 9
 12/6/79, Kings 4 at Philadelphia 9
 3/10/79, Kings 4 at Toronto 9
 3/12/78, Kings 3 at Boston 9
 10/8/75, Kings 0 at Montreal 9
 1/14/71, Kings 5 at Boston 9
 1/26/69, Kings 3 at Chicago 9
 12/31/67, Kings 1 at Philadelphia 9

BEST MONTHS IN KINGS HISTORY

OCTOBER			NOVEMBER			DECEMBER		
PTS	RECORD	YEAR	PTS	RECORD	YEAR	PTS	RECORD	YEAR
19	9-2-1	2017	20	10-4-0	1988	21	10-3-1	2015
19	9-3-1	1990	19	9-3-1	1992	19	9-4-1	2010
18	9-5-0	2013	18	7-2-4	2013	19	9-5-1	2005
18	8-4-2	2009	18	9-3-0	1984	19	8-4-3	1980
18	8-3-2	1999	18	9-5-0	1980	18	8-3-2	2017
17	7-3-3	1991				18	9-5-0	2013
16	8-3-0	2010				18	7-4-4	2001
16	8-4-0	2005				18	8-3-2	1974
16	8-4-0	1975				17	8-5-1	2009
16	6-1-4	1974				17	8-5-1	1988
						17	8-4-1	1986

JANUARY			FEBRUARY			MARCH		
PTS	RECORD	YEAR	PTS	RECORD	YEAR	PTS	RECORD	YEAR
22	11-3-0	2002	22	10-2-2	1991	22	11-4-0	2014
20	10-4-0	2010	20	9-4-2	1992	21	10-6-1	2013
20	9-3-2	1975	19	8-2-3	2011	21	10-4-1	2012
18	5-2-7-1	2004	17	8-4-1	2000	21	8-2-4-1	2001
18	9-5-0	1991	17	7-3-3	1983	21	9-2-3	1981
17	7-5-3	1981	16	8-6-0	2018	20	9-3-2	2011
17	8-6-1	1976	16	8-4-0	2014	20	9-2-2	1974
			16	8-4-0	2013	19	8-4-3	2018
			15	7-5-1	2016	19	9-5-1	2016
			14	6-5-2	2009	19	8-4-3	1991
			14	7-5-0	2003	19	8-4-3	1977
			14	7-6-0	1988			

BEST POINTS PCT./ONE MONTH*

PCT	RECORD	YEAR
.833	7-1-1	1980/OCT
.792	9-2-1	2017/OCT
.786	11-3-0	2002/JAN
.786	10-2-2	1991/FEB
.769	9-2-2	1974/MAR
.750	10-3-1	2015/DEC
.750	9-3-0	1984/NOV
.750	9-2-3	1981/MAR

*(Minimum 9 games)

MOST WINS/ONE MONTH

WINS	MONTH	YEAR
11	MAR	2014
11	JAN	2002
10	DEC	2015
10	MAR	2013
10	MAR	2012
10	JAN	2010
10	FEB	1991
10	NOV	1988

KINGS OPENING NIGHT HISTORY

Season Openers (21-21-10)

Year	Opponent	Result	Attn.	Year	Opponent	Result	Attn.
1967-68	Philadelphia	4-2 W	7,023	1967-68	Philadelphia	4-2 W	7,023
1968-69	at St. Louis	6-0 L	14,674	1968-69	Boston	2-1 W	10,280
1969-70	at Montreal	5-1 L	16,454	1969-70	Oakland	5-0 W	10,018
1970-71	at Vancouver	3-1 W	15,062	1970-71	Boston	8-5 L	11,584
1971-72	at California	4-4 T	5,994	1971-72	Pittsburgh	4-1 L	7,828
1972-73	at Pittsburgh	4-2 L	11,105	1972-73	Philadelphia	4-3 L	7,554
1973-74	Chicago	3-0 L	14,473	1973-74	Chicago	3-0 L	14,473
1974-75	at Philadelphia	5-3 W	17,007	1974-75	Kansas City	3-0 W	14,384
1975-76	at Montreal	9-0 L	15,221	1975-76	Washington	4-3 W	10,092
1976-77	at Cleveland	2-2 T	8,899	1976-77	Washington	7-1 W	12,859
1977-78	Cleveland	2-0 W	11,643	1977-78	Cleveland	2-0 W	11,643
1978-79	Washington	4-2 L	8,318	1978-79	Washington	4-2 L	8,318
1979-80	Detroit	4-4 T	9,211	1979-80	Detroit	4-4 T	9,211
1980-81	Detroit	8-1 W	11,210	1980-81	Detroit	8-1 W	11,210
1981-82	NY Islanders	4-1 L	9,744	1981-82	NY Islanders	4-1 L	9,744
1982-83	Vancouver	3-3 T	9,440	1982-83	Vancouver	3-3 T	9,440
1983-84	Minnesota	3-3 T	8,852	1983-84	Minnesota	3-3 T	8,852
1984-85	Edmonton	2-2 T	11,261	1984-85	Edmonton	2-2 T	11,261
1985-86	Vancouver	6-5 L	8,813	1985-86	Vancouver	6-5 L	8,813
1986-87	St. Louis	4-3 L	8,403	1986-87	St. Louis	4-3 L	8,403
1987-88	NY Islanders	4-1 L	10,748	1987-88	NY Islanders	4-1 L	10,748
1988-89	Detroit	8-2 W	16,005	1988-89	Detroit	8-2 W	16,005
1989-90	Toronto	4-2 W	15,598	1989-90	Toronto	4-2 W	15,598
1990-91	NY Islanders	4-1 W	16,005	1990-91	NY Islanders	4-1 W	16,005
1991-92	at Winnipeg	6-3 W	14,558	1991-92	Edmonton	6-3 W	16,005
1992-93	at Calgary	5-4 W (OT)	19,461	1992-93	Detroit	5-3 L	16,005
1993-94	Vancouver	5-2 L	16,005	1993-94	Vancouver	5-2 L	16,005
1994-95	Toronto	3-3 T	16,005	1994-95	Toronto	3-3 T	16,005
1995-96	Colorado	4-2 W	16,005	1995-96	Colorado	4-2 W	16,005
1996-97	NY Islanders	1-0 W	15,757	1996-97	NY Islanders	1-0 W	15,757
1997-98	at Pittsburgh	3-3 T	14,879	1997-98	Ottawa	7-4 W	16,005
1998-99	at Edmonton	2-1 W	17,100	1998-99	Boston	2-1 W (OT)	16,005
1999-00	at Nashville	2-0 W	17,113	1999-00	Boston	2-2 T	18,118
2000-01	at Washington	4-1 W	18,082	2000-01	St. Louis	4-4 T	18,118
2001-02	Phoenix	2-2 T	18,210	2001-02	Phoenix	2-2 T	18,210
2002-03	Phoenix	4-1 W	18,260	2002-03	Phoenix	4-1 W	18,260
2003-04	at Detroit	3-2 L	20,066	2003-04	Ottawa	4-3 W	18,180
2004-05	DNP - Lockout			2004-05	DNP - Lockout		
2005-06	at Dallas	5-4 L	18,532	2005-06	Phoenix	3-2 W	18,118
2006-07	at Anaheim	4-3 L	17,174	2006-07	St. Louis	4-1 W	18,118
2007-08	Anaheim*	4-1 W	17,551	2007-08	Anaheim*	4-1 W	17,551
2008-09	at San Jose	3-1 L	17,496	2008-09	San Jose	1-0 L	18,118
2009-10	Phoenix	6-3 L	18,118	2009-10	Phoenix	6-3 L	18,118
2010-11	at Vancouver	2-1 W (SO)	18,860	2010-11	Atlanta	3-1 W	18,118
2011-12	NY Rangers**	3-2 W (OT)	13,800	2011-12	NY Rangers**	3-2 W (OT)	13,800
2012-13	Chicago	5-2 L	18,545	2012-13	Chicago	5-2 L	18,545
2013-14	at Minnesota	3-2 W (SO)	18,511	2013-14	NY Rangers	3-1 L	18,118
2014-15	San Jose	4-0 L	18,514	2014-15	San Jose	4-0 L	18,514
2015-16	San Jose	5-1 L	18,230	2015-16	San Jose	5-1 L	18,230
2016-17	at San Jose	2-1 L	17,562	2016-17	Philadelphia	4-2 L	18,453
2017-18	Philadelphia	2-0 W	18,230	2017-18	Philadelphia	2-0 W	18,230
2018-19	San Jose	3-2 L (OT)	18,230	2018-19	San Jose	3-2 L (OT)	18,230
2019-20	at Edmonton	6-5 L	18,347	2019-20	Nashville	7-4 W	18,230

* Game played at the O2 Arena in London on September 29, 2007.

** Game played at the Ericsson Globe Arena in Stockholm on October 7, 2011.

Notes: The Forum Opener was December 30, 1967. Philadelphia beat the Kings, 2-0, before 14,366.
The STAPLES Center Opener was October 20, 1999. The Kings tied Boston 2-2, before 18,118.

KINGS ALL-TIME HOME ATTENDANCE YEAR-BY-YEAR

REGULAR SEASON				PLAYOFFS			
Season	Games	Attendance	Average	Season	Games	Attendance	Average
1967-68	37	297,394	8,037	1967-68	4	36,640	9,160
1968-69	38	334,482	8,802	1968-69	5	45,039	9,007
1969-70	38	329,135	8,662				
1970-71	39	359,638	9,221				
1971-72	39	338,399	8,677				
1972-73	39	424,456	10,833				
1973-74	39	433,424	11,113	1973-74	2	28,417	14,209
1974-75	40	504,817	12,620	1974-75	2	28,431	14,216
1975-76	40	494,613	12,365	1975-76	4	60,038	15,010
1976-77	40	497,424	12,436	1976-77	5	78,098	15,620
1977-78	40	471,856	11,796	1977-78	1	12,889	12,889
1978-79	40	399,696	9,992	1978-79	1	12,029	12,029
1979-80	40	417,747	10,444	1979-80	2	22,779	11,390
1980-81	40	442,400	11,060	1980-81	2	24,950	12,475
1981-82	40	430,062	10,752	1981-82	4	64,020	16,005
1982-83	40	464,670	11,617				
1983-84	40	419,725	10,493				
1984-85	40	486,624	12,166	1984-85	1	16,005	16,005
1985-86	40	409,240	10,231				
1986-87	40	425,769	10,644	1986-87	2	23,433	11,717
1987-88	40	466,677	11,667	1987-88	2	29,885	14,928
1988-89	40	595,000	14,875	1988-89	6	96,030	16,005
1989-90	40	628,274	15,707	1989-90	5	80,025	16,005
1990-91	40	626,957	15,674	1990-91	6	96,030	16,005
1991-92	40	640,200	16,005	1991-92	3	48,015	16,005
1992-93	**42	661,456	15,749	1992-93	11	176,055	16,005
1993-94	**42	652,231	15,529				
1994-95	24	369,548	15,398				
1995-96	41	555,605	13,551				
1996-97	41	504,190	12,297				
1997-98	41	533,800	13,020	1997-98	2	32,010	16,005
1998-99	41	524,599	12,795				
1999-00	41	677,264	16,519	1999-00	2	36,236	18,118
2000-01	41	658,340	16,057	2000-01	6	110,868	18,478
2001-02	41	687,002	16,756	2001-02	3	55,468	18,489
2002-03	41	720,186	17,566				
2003-04	41	732,958	17,857				
2004-05	DNP — LOCKOUT						
2005-06	41	730,642	17,821				
2006-07	41	657,383	16,473				
2007-08	***41	680,879	16,607				
2008-09	41	676,042	16,489				
2009-10	41	709,853	17,313	2009-10	3	54,873	18,291
2010-11	41	741,404	18,083	2010-11	3	54,568	18,189
2011-12	****41	734,736	17,920	2011-12	9	166,754	18,528
2012-13	24	436,295	18,179	2012-13	9	165,718	18,413
2013-14	****41	779,734	19,018	2013-14	12	221,737	18,478
2014-15	41	748,920	18,266				
2015-16	41	749,234	18,274	2015-16	3	55,287	18,429
2016-17	41	747,858	18,240				
2017-18	41	747,845	18,240	2017-18	2	36,906	18,453
2018-19	41	738,029	18,001				
2019-20	*****34	575,151	16,916				
TOTALS	2,057	29,069,863	14,132	122	1,969,233	16,141	

*Includes a neutral site game played in Phoenix, AZ on Dec. 8, 1992 (Attendance: 12,272).

**Includes a neutral site game played in Sacramento, CA on April 3, 1994 (Attendance: 10,363).

***Includes a neutral site game played in London, England on Sept. 29, 2007 (Attendance: 17,551).

****Includes two neutral site games in Europe (Stockholm, Oct. 7, 2011: Attend: 13,800; Berlin, Oct. 8, 2011: Attend: 14,300).

*****Includes Stadium Series game vs. Anaheim at Dodger Stadium on Jan. 25, 2014 (Attendance: 54,099).

*****Season cut short due to the COVID-19 pandemic.

Notes: Best average attendance at STAPLES Center, one season = 18,274 (41 dates; 2015-16 season).

Most STAPLES Center sellouts, one season = 41 (2017-18, 2016-17, 2015-16 and 2014-15 seasons).

Largest regular season crowd to attend a game at STAPLES Center = 18,743 (Dec. 27, 2003).

Best average playoff attendance at STAPLES Center, one playoff season = 18,528 (9 dates; 2011-12 season).

Largest playoff crowd in team history at STAPLES Center = 18,867 (June 6, 2012).

Most consecutive regular season sellouts at STAPLES Center = 262 (A club record; Dec. 3, 2011 through Nov. 6, 2018).

Most consecutive sellouts at STAPLES Center including playoffs = 297 (A club record; Dec. 3, 2011 through Nov. 6, 2018).

KINGS 1967-68 SEASON IN REVIEW

Record: 31-33-10 (72 points)

West Division Finish: 2nd

General Manager: Larry Regan

Head Coach: Red Kelly

Captain: Bob Wall

SCORING

PLAYER	GP	G	A	PTS	PIM	PLAYER	GP	G	A	PTS	PIM
Eddie Joyal	74	23	34	57	20	Brent Hughes	45	4	10	14	36
Bill Flett	73	26	20	46	97	Dave Amadio	58	4	6	10	101
Lowell MacDonald	74	21	24	45	12	Brian Kilrea	25	3	5	8	12
Ted Irvine	73	18	22	40	26	Jim Anderson	7	1	2	3	2
Gord Labossiere	68	13	27	40	31	Jacques Lemieux	16	0	3	3	8
Bill White	74	11	27	38	100	Bill Inglis	12	1	1	2	0
Real Lemieux	74	12	23	35	60	Jim Murray	30	0	2	2	14
Terry Gray	65	12	16	28	22	Jacques Caron	1	0	0	0	0
Howie Menard	35	9	15	24	32	Poul Popiel	1	0	0	0	0
Howie Hughes	74	9	14	23	20	Larry Johnston	4	0	0	0	4
Bob Wall	71	5	18	23	66	Mike Corrigan	5	0	0	0	2
Bryan Campbell	44	6	15	21	16	Terry Sawchuk	36	0	0	0	0
Brian Smith	58	10	9	19	33	Wayne Rutledge	45	0	0	0	4
Doug Robinson	34	9	9	18	6	Team PIM					2
Dale Rolfe	68	3	13	16	84	Team Totals	74	200	315	515	810

GOALTENDER	GP	MIN	GA	SO	EN	SA	S%	AVG	W-L-T
Wayne Rutledge	45	2,441	117	2	2	1,134	.897	2.88	21-15-5
Terry Sawchuk	36	1,934	99	2	2	912	.891	3.07	10-17-5
Jacques Caron	1	60	4	0	0	37	.892	4.00	0-1-0
Empty Net Goals			4			4			
Team Totals	74	4,440	224	4	4	2,087	.893	3.03	31-33-10

RESULTS

1	*Oct. 14	PHILADELPHIA	4-2	W	1-0-0	7,023	38	Jan. 4	@	Pittsburgh	3-4	L	16-19-3	4,202
2	*Oct. 15	MINNESOTA	5-3	W	2-0-0	4,289	39	Jan. 6	@	St. Louis	1-2	L	16-20-3	7,186
3	Oct. 18	@ Oakland	2-2	T	2-0-1	3,419	40	Jan. 7	@	Oakland	0-6	L	16-21-3	4,577
4	Oct. 21	@ St. Louis	3-3	T	2-0-2	7,127	41	Jan. 11		ST. LOUIS	2-2	T	16-21-4	6,894
5	Oct. 22	@ Chicago	5-3	W	3-0-2	16,666	42	Jan. 18		PITTSBURGH	3-2	W	17-21-4	5,877
6	Oct. 25	@ Toronto	2-4	L	3-1-2	15,698	43	Jan. 19		NEW YORK	5-2	W	18-21-4	11,740
7	Oct. 26	@ Boston	0-2	L	3-2-2	12,973	44	Jan. 21	@	Oakland	0-3	L	18-22-4	3,650
8	Oct. 28	@ Pittsburgh	5-3	W	4-2-2	6,500	45	Jan. 24		OAKLAND	1-4	L	18-23-4	7,553
9	**Oct. 31	NEW YORK	1-6	L	4-3-2	5,455	46	Jan. 27	@	Pittsburgh	5-3	W	19-23-4	11,156
10	** Nov. 2	CHICAGO	1-3	L	4-4-2	8,012	47	Jan. 28	@	Philadelphia	2-0	W	20-23-4	13,577
11	Nov. 4	@ Minnesota	2-2	T	4-4-3	10,246	48	Jan. 31	@	Minnesota	1-6	L	20-24-4	10,751
12	Nov. 5	@ Detroit	6-4	W	5-4-3	12,057	49	Feb. 1	@	Detroit	8-6	W	21-24-4	10,267
13	** Nov. 7	OAKLAND	5-4	W	6-4-3	5,164	50	Feb. 3	@	Montreal	1-5	L	21-25-4	15,343
14	** Nov. 9	TORONTO	4-1	W	7-4-3	9,604	51	Feb. 4	@	Chicago	3-5	L	21-26-4	16,666
15	Nov. 15	@ Oakland	1-4	L	7-5-3	3,256	52	Feb. 7		MINNESOTA	2-4	L	21-27-4	7,120
16	**Nov. 17	DETROIT	1-4	L	7-6-3	9,498	53	Feb. 8		PITTSBURGH	3-1	W	22-27-4	6,195
17	**Nov. 19	MONTREAL	4-2	W	8-6-3	9,849	54	Feb. 12		TORONTO	2-0	W	23-27-4	12,307
18	**Nov. 22	OAKLAND	3-1	W	9-6-3	5,301	55	Feb. 14	@	St. Louis	2-2	T	23-27-5	7,652
19	**Nov. 24	PITTSBURGH	5-3	W	10-6-3	6,458	56	Feb. 16		PHILADELPHIA	7-1	W	24-27-5	9,057
20	Nov. 26	@ Philadelphia	2-7	L	10-7-3	11,420	57	Feb. 18		BOSTON	5-6	L	24-28-5	11,066
21	Nov. 29	@ St. Louis	2-3	L	10-8-3	5,583	58	Feb. 24		CHICAGO	3-3	T	24-28-6	15,752
22	Dec. 2	@ Montreal	3-2	W	11-8-3	14,584	59	Feb. 25		ST. LOUIS	4-2	W	25-28-6	7,386
23	Dec. 3	@ New York	2-4	L	11-9-3	14,012	60	Feb. 29	@	Philadelphia	3-1	W	26-28-6	9,115
24	* Dec. 6	ST. LOUIS	3-2	W	12-9-3	4,323	61	Mar. 2	@	Toronto	2-5	L	26-29-6	15,816
25	* Dec. 8	PHILADELPHIA	0-3	L	12-10-3	4,624	62	Mar. 5		MONTREAL	2-6	L	26-30-6	14,450
26	Dec. 10	@ Boston	3-1	W	13-10-3	13,909	63	Mar. 7		OAKLAND	9-2	W	27-30-6	6,678
27	Dec. 13	@ Minnesota	0-4	L	13-11-3	7,749	64	Mar. 9	@	Pittsburgh	1-3	L	27-31-6	8,176
28	*Dec. 15	MINNESOTA	0-3	L	13-12-3	4,149	65	Mar. 10	@	New York	4-3	W	28-31-6	17,250
29	*Dec. 16	BOSTON	2-5	L	13-13-3	6,510	66	Mar. 12		DETROIT	2-2	T	28-31-7	10,224
30	**Dec. 19	OAKLAND	3-1	W	14-13-3	4,045	67	Mar. 14	@	Philadelphia	0-0	T	28-31-8	4,116
31	**Dec. 21	PITTSBURGH	4-1	W	15-13-3	4,013	68	Mar. 16	@	Minnesota	2-1	W	29-31-8	13,739
32	**Dec. 23	ST. LOUIS	4-0	W	16-13-3	4,447	69	Mar. 20		MINNESOTA	3-3	T	29-31-9	9,453
33	Dec. 25	@ Pittsburgh	4-4	L	16-14-3	4,002	70	Mar. 22		ST. LOUIS	6-1	W	30-31-9	8,753
34	Dec. 27	@ St. Louis	2-4	L	16-15-3	8,177	71	Mar. 23		PHILADELPHIA	4-2	W	31-31-9	14,003
35	**Dec. 30	PHILADELPHIA	0-2	L	16-16-3	14,366	72	Mar. 26		PITTSBURGH	1-2	L	31-32-9	7,057
36	Dec. 31	@ Philadelphia	1-9	L	16-17-3	5,643	73	Mar. 27		MINNESOTA	3-5	L	31-33-9	8,559
37	Jan. 3	@ Minnesota	0-6	L	16-18-3	9,921	74	Mar. 30	@	Oakland	2-2	T	31-33-10	7,085

KINGS 1968-69 SEASON IN REVIEW

Record: 24-42-10 (58 points)
West Division Finish: 4th

General Manager: Larry Regan
Head Coach: Red Kelly
Captain: Bob Wall

SCORING												
PLAYER	GP	G	A	PTS	PIM	PLAYER	GP	G	A	PTS	PIM	
Eddie Joyal	73	33	19	52	24	Skip Krake	30	3	9	12	11	
Bill Flett	72	24	25	49	53	Doug Robinson	31	2	10	12	4	
Real Lemieux	75	11	29	40	68	Ron Anderson	56	3	5	8	26	
Ted Irvine	76	15	24	39	47	Gary Croteau	11	5	1	6	6	
Bill White	75	5	28	33	38	Dave Amadio	66	1	5	6	60	
Howie Hughes	73	16	14	30	10	Bryan Campbell	18	2	1	3	4	
Lowell MacDonald	58	14	14	28	10	Bill Inglis	10	0	1	1	0	
Gord Labossiere	48	10	18	28	12	Gerry Desjardins	61	0	1	1	6	
Howie Menard	56	10	17	27	31	Gerry Foley	1	0	0	0	0	
Bob Wall	71	13	13	26	16	Marc Dufour	2	0	0	0	0	
Jimmy Peters	76	10	15	25	28	Jacques Caron	3	0	0	0	0	
Dale Rolfe	75	3	19	22	85	Wayne Rutledge	17	0	0	0	2	
Brent Hughes	72	2	19	21	73	Team PIM					8	
Larry Cahan	72	3	11	14	76	Team Totals	76	185	298	483	698	
GOALTENDER												
GP	MIN	GA	SO	EN	SA	S%	AVG	W-L-T				
Gerry Desjardins	61	3,495	189	4	3	1,845	.897	3.24	19-29-9			
Wayne Rutledge	17	921	57	0	1	487	.883	3.71	5-11-1			
Jacques Caron	3	140	9	0	1	68	.868	3.86	0-2-0			
Empty Net Goals			5			5						
Team Totals	76	4,560	260	4	5	2,405	.892	3.42	24-42-10			

RESULTS

1 Oct. 12 @ St. Louis	0-6	L	0-1-0	14,674	39 Jan. 14 NEW YORK	3-1	W	13-20-6	7,091
2 Oct. 13 @ Oakland	4-4	T	0-1-1	2,668	40 Jan. 16 CHICAGO	3-2	W	14-20-6	12,269
3 Oct. 17 BOSTON	2-1	W	1-1-1	10,280	41 Jan. 18 PITTSBURGH	4-0	W	15-20-6	9,712
4 Oct. 19 @ Minnesota	1-4	L	1-2-1	13,262	42 Jan. 23 @ New York	1-3	L	15-21-6	16,777
5 Oct. 20 @ New York	0-7	L	1-3-1	14,612	43 Jan. 25 @ Minnesota	2-3	L	15-22-6	12,215
6 Oct. 23 MONTREAL	2-5	L	1-4-1	9,118	44 Jan. 26 @ Chicago	3-9	L	15-23-6	16,666
7 Oct. 26 PHILADELPHIA	6-2	W	2-4-1	6,597	45 Jan. 29 TORONTO	3-1	W	16-23-6	8,035
8 Oct. 30 CHICAGO	2-4	L	2-5-1	9,407	46 Jan. 30 BOSTON	5-7	L	16-24-6	10,491
9 Nov. 2 PITTSBURGH	3-2	W	3-5-1	7,602	47 Feb. 1 OAKLAND	8-5	W	17-24-6	8,402
10 Nov. 6 NEW YORK	2-0	W	4-5-1	6,396	48 Feb. 4 ST. LOUIS	4-2	W	18-24-6	7,171
11 Nov. 9 TORONTO	3-1	W	5-5-1	11,573	49 Feb. 6 MONTREAL	2-4	L	18-25-6	11,192
12 Nov. 12 OAKLAND	3-1	W	6-5-1	6,009	50 Feb. 8 @ Pittsburgh	4-2	W	19-25-6	5,933
13 Nov. 14 DETROIT	2-5	L	6-6-1	8,525	51 Feb. 9 @ Detroit	0-5	L	19-26-6	13,467
14 Nov. 16 @ Minnesota	2-3	L	6-7-1	14,841	52 Feb. 11 @ Montreal	3-7	L	19-27-6	16,136
15 Nov. 17 @ Philadelphia	1-3	L	6-8-1	9,125	53 Feb. 13 NEW YORK	4-1	W	20-27-6	7,891
16 Nov. 20 @ New York	2-4	L	6-9-1	14,249	54 Feb. 15 @ St. Louis	1-4	L	20-28-6	15,187
17 Nov. 21 @ Boston	1-4	L	6-10-1	14,618	55 Feb. 16 @ Detroit	3-6	L	20-29-6	13,553
18 Nov. 23 @ Pittsburgh	2-2	T	6-10-2	6,242	56 Feb. 19 @ Minnesota	4-7	L	20-30-6	12,052
19 Nov. 24 @ Philadelphia	3-1	W	7-10-2	9,086	57 Feb. 20 CHICAGO	2-6	L	20-31-6	10,845
20 Nov. 27 MONTREAL	2-4	L	7-11-2	12,579	58 Feb. 22 ST. LOUIS	1-3	L	20-32-6	11,584
21 Nov. 30 PITTSBURGH	2-4	L	7-12-2	7,243	59 Feb. 23 @ Oakland	4-3	W	21-32-6	5,485
22 Dec. 4 PHILADELPHIA	3-1	W	8-12-2	5,841	60 Feb. 24 MINNESOTA	1-1	T	21-32-7	6,512
23 Dec. 7 MINNESOTA	3-2	W	9-12-2	8,282	61 Feb. 26 BOSTON	2-4	L	21-33-7	10,279
24 Dec. 11 DETROIT	6-3	W	10-12-2	7,245	62 Mar. 1 PHILADELPHIA	2-2	T	21-33-8	9,734
25 Dec. 14 @ Pittsburgh	2-1	W	11-12-2	6,346	63 Mar. 5 @ Toronto	4-6	L	21-34-8	16,841
26 Dec. 15 @ St. Louis	1-3	L	11-13-2	12,663	64 Mar. 6 @ Philadelphia	1-5	L	21-35-8	9,428
27 Dec. 18 @ Montreal	2-2	T	11-13-3	16,527	65 Mar. 8 @ Montreal	3-3	T	21-35-9	16,987
28 Dec. 19 @ Boston	4-6	L	11-14-3	13,615	66 Mar. 9 @ Boston	2-7	L	21-36-9	14,659
29 Dec. 21 PHILADELPHIA	1-2	L	11-15-3	7,108	67 Mar. 12 TORONTO	0-4	L	21-37-9	8,137
30 Dec. 26 MINNESOTA	4-4	T	11-15-4	7,772	68 Mar. 15 PITTSBURGH	3-1	W	22-37-9	8,218
31 Dec. 28 @ Toronto	4-1	W	12-15-4	16,485	69 Mar. 18 OAKLAND	3-2	W	23-37-9	8,003
32 Dec. 29 @ Chicago	1-4	L	12-16-4	16,666	70 Mar. 20 DETROIT	4-2	W	24-37-9	8,778
33 Jan. 1 ST. LOUIS	0-0	T	12-16-5	9,443	71 Mar. 22 OAKLAND	0-4	L	24-38-9	10,835
34 Jan. 5 @ Oakland	0-0	T	12-16-6	3,005	72 Mar. 23 @ Oakland	4-5	L	24-39-9	4,219
35 Jan. 7 @ St. Louis	0-5	L	12-17-6	12,251	73 Mar. 26 @ Pittsburgh	4-8	L	24-40-9	8,156
36 Jan. 9 @ Detroit	2-6	L	12-18-6	9,896	74 Mar. 27 Philadelphia	2-4	L	24-41-9	11,689
37 Jan. 11 @ Toronto	2-4	L	12-19-6	16,485	75 Mar. 29 ST. LOUIS	1-3	L	24-42-9	8,203
38 Jan. 12 @ Chicago	2-4	L	12-20-6	16,666	76 Mar. 30 MINNESOTA	3-3	T	24-42-10	7,311

KINGS 1969-70 SEASON IN REVIEW

Record: 14-52-10 (38 points)
West Division Finish: 6th

General Manager: Larry Regan
Head Coach: Hal Laycoe (5-18-1)/
 Johnny Wilson (9-34-9)
Captain: Larry Cahan

SCORING												
PLAYER	GP	G	A	PTS	PIM	PLAYER	GP	G	A	PTS	PIM	
Ross Lonsberry	76	20	22	42	118	Bryan Campbell	31	4	4	8	4	
Eddie Joyal	59	18	22	40	8	Dale Hoganson	49	1	7	8	37	
Butch Goring	59	13	23	36	8	Brent Hughes	52	1	7	8	108	
Eddie Shack	73	22	12	34	115	Real Lemieux	18	2	4	6	10	
Bill Flett	69	14	18	32	70	Gilles Marotte	21	0	6	6	32	
Leon Rochefort	76	9	23	32	14	Howie Hughes	21	0	4	4	0	
Jimmy Peters	74	15	9	24	10	Garry Monahan	21	0	3	3	12	
Ted Irvine	58	11	13	24	28	Juha Widing	4	0	2	2	2	
Skip Krake	58	5	17	22	86	Jacques Lemieux	3	0	1	1	0	
Bob Wall	70	5	13	18	26	Jim Stanfield	1	0	0	0	0	
Bill White	40	4	11	15	21	Gary Croteau	3	0	0	0	0	
Dick Duff	32	5	8	13	8	Wayne Rutledge	20	0	0	0	5	
Dennis Hextall	28	5	7	12	40	Denis Dejorjy	21	0	0	0	0	
Larry Cahan	70	4	8	12	50	Gerry Desjardins	43	0	0	0	14	
Mike Corrigan	36	6	4	10	30	Team PIM					2	
Matt Ravlich	21	3	7	10	34	Team Totals	76	168	264	432	969	
Dale Rolfe	55	1	9	10	77							
GOALTENDER												
	GP	MIN	GA	SO	EN	SA	S%	AVG	W-L-T			
Denis Dejorjy	21	1,147	62	0	0	620	.900	3.24	5-11-4			
Gerry Desjardins	43	2,449	159	3	1	1,401	.886	3.90	7-29-5			
Wayne Rutledge	20	956	68	0	0	623	.891	4.27	2-12-1			
Empty Net Goals			1			1						
Team Totals	76	4,560	290	3	1	2,645	.890	3.81	14-52-10			

RESULTS

1	Oct. 11 @	Montreal	1-5	L	0-1-0	16,454	39	Jan. 15 @	Boston	3-6	L	8-26-5	14,835
2	Oct. 15 @	St. Louis	1-4	L	0-2-0	15,205	40	Jan. 17 @	St. Louis	1-3	L	8-27-5	16,048
3	Oct. 17 @	Oakland	1-5	L	0-3-0	8,351	41	Jan. 18 @	Detroit	1-3	L	8-28-5	12,933
4	Oct. 18	OAKLAND	5-0	W	1-3-0	10,018	42	Jan. 22	TORONTO	2-3	L	8-29-5	8,176
5	Oct. 22	PITTSBURGH	2-0	W	2-3-0	5,558	43	Jan. 24 @	Pittsburgh	2-4	L	8-30-5	7,581
6	Oct. 25	BOSTON	2-3	L	2-4-0	12,019	44	Jan. 25 @	New York	2-3	L	8-31-5	17,250
7	Oct. 29	DETROIT	2-5	L	2-5-0	7,277	45	Jan. 28	NEW YORK	5-4	W	9-31-5	7,662
8	Nov. 1	CHICAGO	1-4	L	2-6-0	8,933	46	Jan. 29	ST. LOUIS	2-3	L	9-32-5	6,758
9	Nov. 5	TORONTO	6-2	W	3-6-0	7,486	47	Jan. 31	DETROIT	1-2	L	9-33-5	13,912
10	Nov. 8	NEW YORK	1-4	L	3-7-0	7,028	48	Feb. 5	MONTREAL	3-5	L	9-34-5	11,310
11	Nov. 10	MONTREAL	3-6	L	3-8-0	10,734	49	Feb. 7 @	Pittsburgh	1-3	L	9-35-5	7,983
12	Nov. 15 @	Pittsburgh	1-3	L	3-9-0	4,855	50	Feb. 8 @	New York	1-5	L	9-36-5	12,250
13	Nov. 16 @	Boston	4-7	L	3-10-0	14,831	51	Feb. 11	NEW YORK	2-6	L	9-37-5	8,866
14	Nov. 19 @	Toronto	4-4	T	3-10-1	6,319	52	Feb. 14 @	St. Louis	1-2	L	9-38-5	16,188
15	Nov. 20 @	Philadelphia	2-3	L	3-11-1	12,141	53	Feb. 15 @	Philadelphia	1-7	L	9-39-5	14,606
16	Nov. 22 @	Minnesota	1-4	L	3-12-1	14,698	54	Feb. 18	BOSTON	5-5	T	9-39-6	10,616
17	Nov. 26 @	Chicago	0-6	L	3-13-1	17,500	55	Feb. 19	PITTSBURGH	1-6	L	9-40-6	5,298
18	Nov. 27 @	Detroit	1-5	L	3-14-1	12,886	56	Feb. 21	ST. LOUIS	2-4	L	9-41-6	9,502
19	Nov. 29 @	St. Louis	1-3	L	3-15-1	16,353	57	Feb. 25 @	Minnesota	3-3	T	9-41-7	12,421
20	Dec. 2 @	Oakland	4-3	W	4-15-1	3,845	58	Feb. 26 @	Pittsburgh	0-1	L	9-42-7	4,826
21	Dec. 3	PHILADELPHIA	1-7	L	4-16-1	6,584	59	Feb. 28 @	Toronto	3-3	T	9-42-8	16,485
22	Dec. 6	OAKLAND	5-3	W	5-16-1	8,247	60	Mar. 1 @	Philadelphia	4-4	T	9-42-9	14,606
23	Dec. 10	PITTSBURGH	0-2	L	5-17-1	5,366	61	Mar. 3	CHICAGO	1-3	L	9-43-9	11,692
24	Dec. 13	ST. LOUIS	1-8	L	5-18-1	7,835	62	Mar. 5	TORONTO	3-5	L	9-44-9	7,445
25	Dec. 15	MINNESOTA	4-4	T	5-18-2	4,997	63	Mar. 7	OAKLAND	5-3	W	10-44-9	8,472
26	Dec. 17	CHICAGO	3-1	W	6-18-2	9,363	64	Mar. 8 @	Oakland	2-2	T	10-44-10	5,262
27	Dec. 20	MINNESOTA	3-3	T	6-18-3	8,479	65	Mar. 12	PITTSBURGH	4-1	W	11-44-10	6,027
28	Dec. 24 @	Toronto	1-8	L	6-19-3	16,352	66	Mar. 14	PHILADELPHIA	3-5	L	11-45-10	8,308
29	Dec. 25 @	Boston	1-7	L	6-20-3	14,831	67	Mar. 15 @	Chicago	2-5	L	11-46-10	16,666
30	Dec. 28 @	New York	3-3	T	6-20-4	17,250	68	Mar. 17 @	Detroit	2-3	L	11-47-10	15,221
31	Dec. 30	MINNESOTA	0-0	T	6-20-5	7,981	69	Mar. 19	MONTREAL	1-6	L	11-48-10	9,120
32	Jan. 1	PHILADELPHIA	4-3	W	7-20-5	6,398	70	Mar. 21	DETROIT	1-4	L	11-49-10	10,209
33	Jan. 3	BOSTON	2-6	L	7-21-5	14,163	71	Mar. 24	ST. LOUIS	0-4	L	11-50-10	6,850
34	Jan. 6 @	Montreal	3-4	L	7-22-5	15,905	72	Mar. 26	PHILADELPHIA	3-2	W	12-50-10	6,048
35	Jan. 8 @	Philadelphia	1-4	L	7-23-5	8,963	73	Mar. 28	MINNESOTA	4-2	W	13-50-10	7,118
36	Jan. 10 @	Minnesota	6-4	W	8-23-5	14,526	74	Mar. 31 @	Minnesota	2-5	L	13-51-10	14,905
37	Jan. 11 @	Chicago	1-3	L	8-24-5	16,666	75	Apr. 3 @	Oakland	1-4	L	13-52-10	9,963
38	Jan. 14 @	Montreal	2-4	L	8-25-5	15,866	76	Apr. 4	OAKLAND	1-1	W	14-52-10	9,128

KINGS 1970-71 SEASON IN REVIEW

Record: 25-40-13 (63 points)
West Division Finish: 5th

General Manager: Larry Regan
Head Coach: Larry Regan
Captain: Bob Pulford

SCORING											
PLAYER	GP	G	A	PTS	PIM	PLAYER	GP	G	A	PTS	PIM
Juha Widing	78	25	40	65	24	Dale Hoganson	70	4	10	14	52
Bob Berry	77	25	38	63	52	Larry Cahan	67	3	11	14	45
Ross Lonsberry	76	25	28	53	80	Paul Curtis	64	1	13	14	82
Mike Byers	72	27	18	45	14	Harry Howell	18	3	8	11	4
Bob Pulford	59	17	26	43	53	Real Lemieux	43	3	6	9	22
Eddie Joyal	68	20	21	41	14	Butch Goring	19	2	5	7	2
Bill Flett	64	13	24	37	57	Eddie Shack	11	2	2	4	8
Gilles Marotte	78	6	27	33	96	Jean Potvin	4	1	3	4	2
Doug Robinson	62	15	13	28	8	Al McDonough	6	2	1	3	0
Ralph Backstrom	33	14	13	27	8	Dick Duff	7	1	0	1	0
Gord Labossiere	45	11	10	21	16	Jim Stanfield	2	0	0	0	0
Noel Price	62	1	19	20	29	Jack Norris	25	0	0	0	0
Matt Ravlich	66	3	16	19	41	Denis Dejordy	60	0	0	0	0
Larry Mickey	65	6	12	18	46	Team PIM					8
Lucien Grenier	69	9	7	16	12	Team Totals	78	239	371	610	775
GOALTENDER											
	GP	MIN	GA	SO	EN	SA	S%	AVG	W-L-T		
Denis Dejordy	60	3,370	214	1	2	1,917	.888	3.81	18-29-11		
Jack Norris	25	1,305	85	0	2	762	.888	3.91	7-11-2		
Empty Net Goals			4			4					
Team Totals	78	4,680	303	1	4	2,683	.887	3.88	25-40-13		

RESULTS

1 Oct. 9 @ Vancouver	3-1	W	1-0-0	15,062	40 Jan. 13 @ Pittsburgh	2-4	L	11-21-8	7,575
2 Oct. 14 BOSTON	5-8	L	1-1-0	11,584	41 Jan. 14 @ Boston	5-9	L	11-22-8	14,994
3 Oct. 17 CALIFORNIA	6-1	W	2-1-0	7,946	42 Jan. 16 @ Toronto	1-8	L	11-23-8	16,485
4 Oct. 23 PITTSBURGH	4-2	W	3-1-0	6,903	43 Jan. 17 @ Philadelphia	4-1	W	12-23-8	14,620
5 Oct. 24 ST. LOUIS	3-1	W	4-1-0	10,742	44 Jan. 21 PITTSBURGH	4-2	W	13-23-8	7,587
6 Oct. 28 @ Pittsburgh	3-5	L	4-2-0	5,028	45 Jan. 23 TORONTO	3-2	W	14-23-8	15,242
7 Oct. 29 @ Philadelphia	1-3	L	4-3-0	12,557	46 Jan. 27 BUFFALO	3-3	T	14-23-9	9,050
8 Oct. 31 @ St. Louis	0-3	L	4-4-0	17,854	47 Jan. 30 @ Detroit	3-3	T	14-23-10	13,330
9 Nov. 1 BUFFALO	4-2	W	5-4-0	6,378	48 Jan. 31 @ New York	2-2	T	14-23-11	17,250
10 Nov. 4 TORONTO	3-2	W	6-4-0	8,161	49 Feb. 3 @ Boston	3-7	L	14-24-11	14,444
11 Nov. 7 NEW YORK	2-6	L	6-5-0	12,144	50 Feb. 4 @ Buffalo	2-5	L	14-25-11	9,562
12 Nov. 10 @ Pittsburgh	5-1	W	7-5-0	8,089	51 Feb. 6 MONTREAL	6-3	W	15-25-11	13,312
13 Nov. 11 @ Minnesota	1-3	L	7-6-0	12,551	52 Feb. 10 DETROIT	5-2	W	16-25-11	8,197
14 Nov. 15 DETROIT	4-4	T	7-6-1	8,642	53 Feb. 13 @ Toronto	1-8	L	16-26-11	16,485
15 Nov. 18 NEW YORK	3-5	L	7-7-1	8,166	54 Feb. 14 @ Detroit	0-4	L	16-27-11	10,122
16 Nov. 20 @ Vancouver	1-7	L	7-8-1	14,837	55 Feb. 17 PHILADELPHIA	0-4	L	16-28-11	8,112
17 Nov. 21 VANCOUVER	1-3	L	7-9-1	9,450	56 Feb. 20 BOSTON	5-4	W	17-28-11	16,005
18 Nov. 25 @ California	3-1	W	8-9-1	5,437	57 Feb. 21 @ Chicago	5-7	L	17-29-11	16,666
19 Nov. 28 MINNESOTA	2-3	L	8-10-1	8,437	58 Feb. 24 @ Minnesota	1-5	L	17-30-11	13,075
20 Nov. 29 @ Chicago	3-5	L	8-11-1	16,666	59 Feb. 25 MONTREAL	3-5	L	17-31-11	9,116
21 Dec. 2 @ Toronto	0-7	L	8-12-1	16,329	60 Feb. 27 CHICAGO	1-4	L	17-32-11	14,867
22 Dec. 3 @ Detroit	4-4	T	8-12-2	10,918	61 Feb. 28 @ California	8-3	W	18-32-11	3,493
23 Dec. 6 PHILADELPHIA	4-4	T	8-12-3	7,796	62 Mar. 3 BUFFALO	3-3	T	18-32-12	6,024
24 Dec. 9 NEW YORK	2-2	T	8-12-4	7,903	63 Mar. 6 @ Montreal	2-8	L	18-33-12	16,675
25 Dec. 12 @ Montreal	1-8	L	8-13-4	16,649	64 Mar. 7 @ New York	2-4	L	18-34-12	17,250
26 Dec. 13 @ New York	0-4	L	8-14-4	17,250	65 Mar. 9 @ St. Louis	4-0	W	19-34-12	17,925
27 Dec. 16 @ Boston	4-6	L	8-15-4	14,994	66 Mar. 11 BOSTON	2-7	L	19-35-12	14,316
28 Dec. 17 @ Buffalo	3-4	L	8-16-4	7,278	67 Mar. 13 DETROIT	5-2	W	20-35-12	9,202
29 Dec. 19 PHILADELPHIA	2-2	T	8-16-5	6,733	68 Mar. 16 MINNESOTA	2-7	L	20-36-12	7,057
30 Dec. 20 MONTREAL	7-2	W	9-16-5	10,176	69 Mar. 18 CHICAGO	3-2	W	21-36-12	7,122
31 Dec. 23 CHICAGO	4-6	L	9-17-5	12,198	70 Mar. 20 PITTSBURGH	8-4	W	22-36-12	7,771
32 Dec. 26 CALIFORNIA	9-3	W	10-17-5	8,515	71 Mar. 21 @ California	2-5	L	22-37-12	6,267
33 Dec. 30 VANCOUVER	1-4	L	10-18-5	9,881	72 Mar. 23 @ Minnesota	1-3	L	22-38-12	15,475
34 Jan. 2 MINNESOTA	3-3	T	10-18-6	7,551	73 Mar. 25 TORONTO	5-3	W	23-38-12	7,451
35 Jan. 3 ST. LOUIS	3-7	L	10-19-6	5,724	74 Mar. 27 ST. LOUIS	3-6	L	23-39-12	10,196
36 Jan. 6 @ Chicago	4-2	W	11-19-6	18,500	75 Mar. 30 @ St. Louis	3-4	L	23-40-12	14,479
37 Jan. 7 @ Philadelphia	5-5	T	11-19-7	11,863	76 Mar. 31 VANCOUVER	2-2	T	23-40-13	6,781
38 Jan. 9 @ Montreal	0-1	L	11-20-7	14,114	77 Apr. 3 CALIFORNIA	6-4	W	24-40-13	7,699
39 Jan. 10 @ Buffalo	2-2	T	11-20-8	8,810	78 Apr. 4 @ Vancouver	4-2	W	25-40-13	15,572

KINGS 1971-72 SEASON IN REVIEW

Record: 20-49-9 (49 points)
West Division Finish: 7th

General Manager: Larry Regan
Head Coach: Larry Regan (2-7-1)/
 Fred Glover (18-42-8)
Captain: Bob Pulford

SCORING											
PLAYER	GP	G	A	PTS	PIM	PLAYER	GP	G	A	PTS	PIM
Juha Widing	78	27	28	55	26	Mike Byers	28	4	5	9	11
Ralph Backstrom	76	23	29	52	22	Lucien Grenier	60	3	4	7	4
Butch Goring	74	21	29	50	2	Al McDonough	31	3	2	5	8
Bob Berry	78	17	22	39	44	Jean Potvin	39	2	3	5	35
Real Lemieux	78	13	25	38	28	Bob Woytowich	36	0	4	4	6
Bob Pulford	73	13	24	37	48	Dale Hoganson	10	1	2	3	14
Mike Corrigan	56	12	22	34	93	Larry Hillman	22	1	2	3	11
Gilles Marotte	72	10	24	34	83	Brian Carlin	5	1	0	1	0
Ross Lonsberry	50	9	14	23	39	Jim Stanfield	4	0	1	1	0
Serge Bernier	26	11	11	22	12	Bill Mikkelsen	15	0	1	1	6
Bill Flett	45	7	12	19	18	Denis Dejordy	5	0	0	0	0
Harry Howell	77	1	17	18	53	Billy Smith	5	0	0	0	5
Jim Johnson	28	8	9	17	6	Rogie Vachon	28	0	0	0	0
Doug Barrie	48	3	13	16	47	Gary Edwards	44	0	0	0	0
Eddie Joyal	44	11	3	14	17	Team PIM					10
Bill Lesuk	27	4	10	14	14	Team Totals	78	206	328	534	719
Paul Curtis	64	1	12	13	57						
GOALTENDER	GP	MIN	GA	SO	EN	SA	S%	AVG	W-L-T		
Gary Edwards	44	2,502	150	2	2	1,465	.898	3.60	13-23-5		
Rogie Vachon	28	1,584	107	0	0	937	.886	4.05	6-18-3		
Billy Smith	5	300	23	0	0	178	.871	4.60	1-3-1		
Denis Dejordy	5	290	23	0	0	149	.846	4.76	0-5-0		
Empty Net Goals			2			2					
Team Totals	78	4,680	305	2	2	2,731	.888	3.91	20-49-9		

RESULTS

1	Oct. 8 @	California	4-4	T	0-0-1	5,994	40	Jan. 5 @	California	2-6	L	11-28-1	3,143
2	Oct. 10 @	Vancouver	4-3	W	1-0-1	15,570	41	Jan. 8 @	Montreal	2-10	L	11-29-1	16,668
3	Oct. 13	PITTSBURGH	1-4	L	1-1-1	7,828	42	Jan. 9 @	New York	0-8	L	11-30-1	17,250
4	Oct. 16	PHILADELPHIA	0-1	L	1-2-1	8,152	43	Jan. 12 @	Toronto	1-1	T	11-30-2	16,362
5	Oct. 17 @	Chicago	0-4	L	1-3-1	16,666	44	Jan. 13 @	Boston	1-1	T	11-30-3	14,995
6	Oct. 20 @	Pittsburgh	1-8	L	1-4-1	7,529	45	Jan. 15 @	Detroit	4-7	L	11-31-3	12,953
7	Oct. 21 @	Philadelphia	7-0	W	2-4-1	14,120	46	Jan. 16 @	Philadelphia	3-3	T	11-31-4	14,502
8	Oct. 23	MONTREAL	1-3	L	2-5-1	13,829	47	Jan. 19	NEW YORK	1-5	L	11-32-4	7,814
9	Oct. 24	MINNESOTA	3-6	L	2-6-1	6,649	48	Jan. 22	PHILADELPHIA	4-2	W	12-32-4	8,806
10	Oct. 27	BUFFALO	2-3	L	2-7-1	6,036	49	Jan. 23 @	Minnesota	3-5	L	12-33-4	15,135
11	Oct. 30	CHICAGO	1-5	L	2-8-1	11,428	50	Jan. 26	TORONTO	5-3	W	13-33-4	7,325
12	Nov. 3	NEW YORK	1-7	L	2-9-1	7,167	51	Jan. 29 @	Detroit	4-4	T	13-33-5	13,687
13	Nov. 6	TORONTO	2-3	L	2-10-1	10,877	52	Jan. 30 @	Buffalo	2-2	T	13-33-6	13,334
14	Nov. 10 @	New York	1-7	L	2-11-1	17,250	53	Feb. 1	CHICAGO	7-4	W	14-33-6	9,376
15	Nov. 11 @	Buffalo	4-2	W	3-11-1	15,010	54	Feb. 3	MONTREAL	1-1	T	14-33-7	9,441
16	Nov. 13 @	Pittsburgh	4-6	L	3-12-1	9,756	55	Feb. 5	PITTSBURGH	8-1	W	15-33-7	10,102
17	Nov. 14 @	Boston	2-11	L	3-13-1	14,995	56	Feb. 9 @	Minnesota	1-4	L	15-34-7	15,013
18	Nov. 17 @	Toronto	1-5	L	3-14-1	16,338	57	Feb. 10 @	Pittsburgh	1-6	L	15-35-7	6,620
19	Nov. 18 @	Philadelphia	0-2	L	3-15-1	12,436	58	Feb. 12 @	Montreal	5-6	L	15-36-7	17,190
20	Nov. 20	DETROIT	3-1	W	4-15-1	10,193	59	Feb. 13 @	New York	2-4	L	15-37-7	17,250
21	Nov. 23 @	St. Louis	1-3	L	4-16-1	17,770	60	Feb. 16	ST. LOUIS	1-3	L	15-38-7	7,423
22	Nov. 24	BUFFALO	5-3	W	5-16-1	7,092	61	Feb. 17	NEW YORK	4-6	L	15-39-7	7,123
23	Nov. 27	MINNESOTA	1-3	L	5-17-1	10,467	62	Feb. 19	VANCOUVER	5-3	W	16-39-7	8,923
24	Dec. 1 @	Montreal	3-5	L	5-18-1	15,953	63	Feb. 23	ST. LOUIS	0-2	L	16-40-7	6,117
25	Dec. 2 @	Buffalo	0-2	L	5-19-1	15,051	64	Feb. 26	BOSTON	4-5	L	16-41-7	16,005
26	Dec. 4 @	Detroit	1-5	L	5-20-1	11,578	65	Mar. 1	CHICAGO	4-6	L	16-42-7	9,049
27	Dec. 5 @	Chicago	0-7	L	5-21-1	16,666	66	Mar. 4 @	Toronto	2-3	L	16-43-7	16,458
28	Dec. 8	BOSTON	3-5	L	5-22-1	10,778	67	Mar. 5 @	Boston	2-0	W	17-43-7	14,995
29	Dec. 11	ST. LOUIS	4-1	W	6-22-1	7,933	68	Mar. 7 @	St. Louis	2-4	L	17-44-7	17,902
30	Dec. 15	MONTREAL	1-3	L	6-23-1	7,013	69	Mar. 9	PHILADELPHIA	3-5	L	17-45-7	6,618
31	Dec. 18	DETROIT	4-2	W	7-23-1	7,086	70	Mar. 11	BUFFALO	5-3	W	18-45-7	8,252
32	Dec. 21 @	Minnesota	2-3	L	7-24-1	15,257	71	Mar. 15 @	California	2-5	L	18-46-7	4,900
33	Dec. 22 @	St. Louis	2-1	W	8-24-1	17,907	72	Mar. 16	BOSTON	3-8	L	18-47-7	12,969
34	Dec. 25	CALIFORNIA	1-3	L	8-25-1	7,251	73	Mar. 18	PITTSBURGH	4-4	T	18-47-8	7,174
35	Dec. 26 @	Chicago	3-6	L	8-26-1	16,666	74	Mar. 22	DETROIT	3-6	L	18-48-8	6,698
36	Dec. 29	VANCOUVER	3-1	W	9-26-1	8,379	75	Mar. 25	TORONTO	0-4	L	18-49-8	8,992
37	Jan. 1	MINNESOTA	2-3	L	9-27-1	7,971	76	Mar. 29	VANCOUVER	4-2	W	19-49-8	6,615
38	Jan. 2 @	Vancouver	6-3	W	10-27-1	15,572	77	Mar. 31 @	Vancouver	4-4	T	19-49-9	15,572
39	Jan. 4	CALIFORNIA	4-1	W	11-27-1	6,319	78	Apr. 1	CALIFORNIA	9-4	W	20-49-9	10,143

KINGS 1972-73 SEASON IN REVIEW

Record: 31-36-11 (73 points)
West Division Finish: 6th

General Manager: Larry Regan
Head Coach: Bob Pulford
Captain: Terry Harper

SCORING											
PLAYER	GP	G	A	PTS	PIM	PLAYER	GP	G	A	PTS	PIM
Juha Widing	77	16	54	70	30	Frank St. Marseille	29	7	4	11	2
Serge Bernier	75	22	46	68	43	Dan Maloney	14	4	7	11	18
Mike Corrigan	78	37	30	67	146	Jimmy Peters	77	4	5	9	0
Bob Berry	78	36	28	64	75	Neil Komadoski	62	1	8	9	67
Butch Goring	67	28	31	59	2	Terry Harper	77	1	8	9	74
Ralph Backstrom	63	20	29	49	6	Larry Brown	55	0	7	7	8
Gilles Marotte	78	6	39	45	70	Doug Volmar	21	4	2	6	16
Vic Venasky	77	15	19	34	10	Paul Curtis	27	0	5	5	16
Don Kozak	72	14	6	20	104	Phil Hoene	4	0	1	1	0
Bill Lesuk	67	6	14	20	90	Gary Edwards	27	0	1	1	0
Real Lemieux	74	5	10	15	19	Rogie Vachon	53	0	1	1	2
Harry Howell	73	4	11	15	28	Team PIM					14
Barry Long	70	2	13	15	48	Team Totals	78	232	379	611	888
GOALTENDER											
	GP	MIN	GA	SO	EN	SA	S%	AVG	W-L-T		
Rogie Vachon	53	3,116	148	4	3	1,476	.900	2.85	22-20-10		
Gary Edwards	27	1,559	94	1	0	766	.877	3.62	9-16-1		
Empty Net Goals			3			3					
Team Totals	78	4,680	245	5	3	2,245	.891	3.14	31-36-11		

RESULTS

1 Oct. 7 @ Pittsburgh	2-4	L	0-1-0	11,105	40 Jan. 6 @ Toronto	2-4	L	18-18-4	16,485
2 Oct. 8 @ Boston	4-2	W	1-1-0	14,994	41 Jan. 9 @ NY Islanders	2-3	L	19-18-4	10,143
3 Oct. 11 @ Buffalo	3-7	L	1-2-0	15,508	42 Jan. 11 @ Philadelphia	3-2	W	20-18-4	16,600
4 Oct. 12 @ NY Islanders	2-3	L	1-3-0	9,427	43 Jan. 13 @ Pittsburgh	1-3	L	20-19-4	11,506
5 Oct. 14 @ Toronto	4-6	L	1-4-0	16,485	44 Jan. 14 @ Atlanta	1-4	L	20-20-4	11,194
6 Oct. 15 @ Detroit	2-8	L	1-5-0	14,449	45 Jan. 17 @ NY RANGERS	4-4	T	20-20-5	10,147
7 Oct. 18 @ PHILADELPHIA	3-4	L	1-6-0	7,554	46 Jan. 19 @ Vancouver	4-0	W	21-20-5	15,570
8 Oct. 21 @ CHICAGO	3-1	W	2-6-0	11,651	47 Jan. 20 @ TORONTO	2-6	L	21-21-5	14,640
9 Oct. 24 @ CALIFORNIA	5-0	W	3-6-0	4,467	48 Jan. 23 @ Minnesota	5-5	T	21-21-6	15,187
10 Oct. 26 @ ATLANTA	3-1	W	4-6-0	6,155	49 Jan. 24 @ ST. LOUIS	5-7	L	21-22-6	11,298
11 Oct. 28 @ PITTSBURGH	5-2	W	5-6-0	9,181	50 Jan. 26 @ Atlanta	3-3	T	21-22-7	15,078
12 Oct. 31 @ VANCOUVER	4-1	W	6-6-0	5,791	51 Jan. 28 @ Boston	5-6	L	21-23-7	15,003
13 Nov. 2 @ BOSTON	5-2	W	7-6-0	10,458	52 Jan. 31 @ Pittsburgh	1-4	L	21-24-7	9,048
14 Nov. 4 @ NY ISLANDERS	9-2	W	8-6-0	13,578	53 Feb. 1 @ Buffalo	3-5	L	21-25-7	15,668
15 Nov. 7 @ St. Louis	3-2	W	9-6-0	18,118	54 Feb. 3 @ MONTREAL	1-7	L	21-26-7	15,127
16 Nov. 8 @ Atlanta	3-3	T	9-6-1	9,073	55 Feb. 7 @ PHILADELPHIA	2-1	W	22-26-7	8,708
17 Nov. 11 @ Montreal	2-5	L	9-7-1	17,157	56 Feb. 10 @ Toronto	4-2	W	23-26-7	16,455
18 Nov. 12 @ NY Rangers	1-5	L	9-8-1	17,500	57 Feb. 11 @ Boston	0-2	L	23-27-7	15,003
19 Nov. 14 @ Minnesota	1-4	L	9-9-1	14,905	58 Feb. 13 @ St. Louis	2-4	L	23-28-7	18,356
20 Nov. 15 @ BUFFALO	3-3	T	9-9-2	9,183	59 Feb. 14 @ DETROIT	2-2	T	23-28-8	9,473
21 Nov. 17 @ Vancouver	4-8	L	9-10-2	15,570	60 Feb. 17 @ ATLANTA	3-3	T	23-28-9	11,108
22 Nov. 18 @ DETROIT	8-3	W	10-10-2	11,824	61 Feb. 18 @ California	4-2	W	24-28-9	4,253
23 Nov. 22 @ MONTREAL	3-3	T	10-10-3	14,359	62 Feb. 21 @ NY RANGERS	3-4	L	24-29-9	10,856
24 Nov. 25 @ MINNESOTA	0-3	L	10-11-3	12,070	63 Feb. 24 @ BOSTON	5-7	L	24-30-9	16,005
25 Nov. 29 @ NY RANGERS	2-2	T	10-11-4	9,605	64 Feb. 28 @ Montreal	2-5	L	24-31-9	16,285
26 Dec. 2 @ ST. LOUIS	3-2	W	11-11-4	9,205	65 Mar. 1 @ Philadelphia	2-0	W	25-31-9	16,600
27 Dec. 5 @ NY Islanders	6-1	W	12-11-4	10,076	66 Mar. 3 @ ST. LOUIS	2-0	W	26-31-9	11,712
28 Dec. 6 @ Chicago	0-6	L	12-12-4	17,000	67 Mar. 6 @ BUFFALO	2-2	T	26-31-10	7,867
29 Dec. 9 @ PITTSBURGH	3-1	W	13-12-4	9,687	68 Mar. 8 @ CHICAGO	4-1	W	27-31-10	11,121
30 Dec. 13 @ CHICAGO	3-1	W	14-12-4	9,884	69 Mar. 10 @ CALIFORNIA	4-2	W	28-31-10	12,159
31 Dec. 16 @ MONTREAL	1-3	L	14-13-4	12,274	70 Mar. 13 @ Minnesota	2-2	T	28-31-11	15,121
32 Dec. 17 @ Chicago	0-2	L	14-14-4	16,666	71 Mar. 14 @ PITTSBURGH	2-3	L	28-32-11	8,007
33 Dec. 20 @ Detroit	1-4	L	14-15-4	11,209	72 Mar. 16 @ Vancouver	2-4	L	28-33-11	15,569
34 Dec. 21 @ Philadelphia	3-6	L	14-16-4	16,220	73 Mar. 17 @ MINNESOTA	3-4	L	28-34-11	12,689
35 Dec. 23 @ BUFFALO	2-0	W	15-16-4	8,752	74 Mar. 21 @ TORONTO	5-1	W	29-34-11	9,847
36 Dec. 24 @ California	5-3	W	16-16-4	1,796	75 Mar. 23 @ DETROIT	5-3	W	30-34-11	14,434
37 Dec. 27 @ NY ISLANDERS	4-1	W	17-16-4	8,073	76 Mar. 28 @ CALIFORNIA	2-3	L	30-35-11	10,268
38 Dec. 30 @ PHILADELPHIA	5-3	W	18-16-4	14,123	77 Mar. 30 @ California	1-3	L	30-36-11	10,042
39 Jan. 3 @ NY Rangers	0-3	L	18-17-4	17,500	78 Mar. 31 @ VANCOUVER	6-3	W	31-36-11	11,516

KINGS 1973-74 SEASON IN REVIEW

Record: 33-33-12 (78 points)
West Division Finish: 3rd

General Manager: Larry Regan/Jake Milford
Head Coach: Bob Pulford
Captain: Terry Harper

SCORING											
PLAYER	GP	G	A	PTS	PIM	PLAYER	GP	G	A	PTS	PIM
Butch Goring	70	28	33	61	2	Terry Harper	77	0	17	17	119
Juha Widing	71	27	30	57	26	Randy Rota	58	10	6	16	16
Bob Berry	77	23	33	56	56	Gilles Marotte	22	1	11	12	23
Bob Nevin	78	20	30	50	12	Vic Venasky	32	6	5	11	12
Frank St. Marseille	78	14	36	50	40	Neil Komadoski	68	2	4	6	43
Mike Corrigan	75	16	26	42	119	Phil Hoene	31	2	3	5	22
Don Kozak	76	21	14	35	54	Larry Brown	45	0	4	4	14
Dan Maloney	65	15	17	32	113	Bill Lesuk	35	2	1	3	32
Mike Murphy	53	13	16	29	38	Jimmy Peters	25	2	0	2	0
Tommy Williams	46	11	17	28	6	Gary Edwards	18	0	0	0	12
Bob Murdoch	76	8	20	28	85	Real Lemieux	20	0	0	0	0
Barry Long	60	3	19	22	118	Rogie Vachon	65	0	0	0	6
Sheldon Kannegiesser	51	3	17	20	49	Team PIM					2
Gene Carr	21	6	11	17	36	Team Totals	78	233	370	603	1,055
GOALTENDER											
PLAYER	GP	MIN	GA	SO	EN	SA	S%	AVG	W-L-T		
Rogie Vachon	65	3,742	175	5	5	1,809	.903	2.81	28-26-10		
Gary Edwards	18	928	50	1	1	454	.890	3.23	5-7-2		
Empty Net Goals			6			6					
Team Totals	78	4,680	231	6	6	2,269	.898	2.96	33-33-12		

RESULTS

1	Oct. 10 @	CHICAGO	0-3	L	0-1-0	14,473	40	Jan. 12 @	Detroit	0-6	L	13-20-7	13,103
2	Oct. 13 @	Toronto	3-6	L	0-2-0	16,404	41	Jan. 15 @	Montreal	2-1	W	14-20-7	16,581
3	Oct. 14 @	NY Rangers	1-1	T	0-2-1	17,500	42	Jan. 16 @	Pittsburgh	2-0	W	15-20-7	7,498
4	Oct. 16 @	NY Islanders	4-4	T	0-2-2	8,737	43	Jan. 19 @	Philadelphia	0-2	L	15-21-7	17,007
5	Oct. 18 @	Buffalo	2-6	L	0-3-2	15,858	44	Jan. 20 @	Boston	2-5	L	15-22-7	15,003
6	Oct. 20	PHILADELPHIA	3-0	W	1-3-2	11,734	45	Jan. 23	MINNESOTA	3-1	W	16-22-7	12,563
7	Oct. 24	ATLANTA	6-4	W	2-3-2	8,367	46	Jan. 24	PHILADELPHIA	4-4	T	16-22-8	14,343
8	Oct. 27	DETROIT	2-3	L	2-4-2	10,372	47	Jan. 26 @	Pittsburgh	2-0	W	17-22-8	12,317
9	Oct. 30 @	St. Louis	3-2	W	3-4-2	18,073	48	Jan. 27 @	NY Rangers	5-3	L	17-23-8	17,500
10	Nov. 1	NY RANGERS	2-1	W	4-4-2	10,658	49	Jan. 31	NY ISLANDERS	2-4	L	17-24-8	10,984
11	Nov. 3	ST. LOUIS	3-4	L	4-5-2	11,639	50	Feb. 2	CALIFORNIA	3-1	W	18-24-8	8,654
12	Nov. 7 @	Minnesota	2-5	L	4-6-2	14,972	51	Feb. 6	BUFFALO	5-1	W	19-24-8	7,811
13	Nov. 8 @	Philadelphia	3-2	W	5-6-2	17,007	52	Feb. 9 @	St. Louis	2-1	W	20-24-8	18,514
14	Nov. 10	BUFFALO	3-5	L	5-7-2	12,336	53	Feb. 10 @	Atlanta	6-3	W	21-24-8	13,652
15	Nov. 11	CHICAGO	0-3	L	5-8-2	9,131	54	Feb. 13 @	Chicago	0-4	L	21-25-8	16,666
16	Nov. 14	PHILADELPHIA	4-5	L	5-9-2	10,045	55	Feb. 14 @	Buffalo	2-4	L	21-26-8	15,858
17	Nov. 17	TORONTO	3-4	L	5-10-2	11,332	56	Feb. 16	BOSTON	2-5	L	21-27-8	16,005
18	Nov. 20 @	Detroit	5-6	L	5-11-2	11,088	57	Feb. 19	VANCOUVER	3-4	L	21-28-8	7,916
19	Nov. 24 @	NY Islanders	5-5	T	5-11-3	17,500	58	Feb. 21	NY RANGERS	3-5	L	21-29-8	11,060
20	Nov. 25 @	Boston	1-3	L	5-12-3	15,003	59	Feb. 23 @	Montreal	4-4	T	21-29-9	16,980
21	Nov. 28 @	Montreal	3-5	L	5-13-3	16,231	60	Feb. 24 @	Toronto	3-3	T	21-29-10	16,485
22	Nov. 29 @	Buffalo	1-2	L	5-14-3	15,858	61	Feb. 27 @	Pittsburgh	1-4	L	21-30-10	7,268
23	Dec. 1	MINNESOTA	1-1	T	5-14-4	10,158	62	Feb. 28 @	Atlanta	3-1	W	22-30-10	14,064
24	Dec. 4 @	Vancouver	3-2	W	6-14-4	15,570	63	Mar. 2	ST. LOUIS	4-2	W	23-30-10	14,164
25	Dec. 5	PITTSBURGH	4-1	W	7-14-4	8,056	64	Mar. 5	CALIFORNIA	2-1	W	24-30-10	8,416
26	Dec. 8	ATLANTA	3-0	W	8-14-4	10,535	65	Mar. 7	CHICAGO	3-2	W	25-30-10	10,904
27	Dec. 11 @	Minnesota	3-6	L	8-15-4	14,667	66	Mar. 9	BOSTON	4-4	T	25-30-11	15,355
28	Dec. 13	NY ISLANDERS	3-2	W	9-15-4	9,508	67	Mar. 13	PITTSBURGH	5-1	W	26-30-11	8,437
29	Dec. 15	MONTREAL	2-6	L	9-16-4	10,282	68	Mar. 16	DETROIT	2-0	W	27-30-11	13,014
30	Dec. 18 @	Detroit	4-4	T	9-16-5	10,533	69	Mar. 19	TORONTO	1-1	T	27-30-12	10,337
31	Dec. 19 @	St. Louis	1-3	L	9-17-5	4,115	70	Mar. 21	CALIFORNIA	6-3	W	28-30-12	8,039
32	Dec. 22	MINNESOTA	5-2	W	10-17-5	9,722	71	Mar. 23	VANCOUVER	5-0	W	29-30-12	12,946
33	Dec. 26 @	Chicago	3-3	T	10-17-6	16,666	72	Mar. 24 @	California	7-1	W	30-30-12	3,878
34	Dec. 27 @	Atlanta	4-6	L	10-18-6	15,141	73	Mar. 26 @	Minnesota	1-5	L	30-31-12	14,642
35	Dec. 29	BOSTON	4-1	W	11-18-6	16,005	74	Mar. 28	NY ISLANDERS	4-1	W	31-31-12	8,258
36	Jan. 2 @	California	2-5	L	11-19-6	2,860	75	Mar. 30	MONTREAL	2-5	L	31-32-12	15,833
37	Jan. 5	TORONTO	5-3	W	12-19-6	11,401	76	Apr. 3	ATLANTA	4-2	W	32-32-12	11,519
38	Jan. 8 @	NY Islanders	3-1	W	13-19-6	11,747	77	Apr. 5 @	Vancouver	2-5	L	32-33-12	15,570
39	Jan. 9 @	Chicago	4-4	T	13-19-7	16,666	78	Apr. 6	VANCOUVER	11-1	W	33-33-12	11,112

KINGS 1974-75 SEASON IN REVIEW

Record: 42-17-21 (105 points)
Norris Division Finish: 2nd

General Manager: Jake Milford
Head Coach: Bob Pulford
Captain: Terry Harper

SCORING										
PLAYER	GP	G	A	PTS	PIM	PLAYER	GP	G	A	PTS
Bob Nevin	80	31	41	72	19	Terry Harper	80	5	21	26
Mike Murphy	78	30	38	68	44	Sheldon Kannegiesser	74	2	23	25
Dan Maloney	80	27	39	66	165	Neil Komadoski	74	4	12	16
Butch Goring	60	27	33	60	6	Larry Brown	78	1	15	16
Juha Widing	80	26	34	60	46	Dave Hutchison	68	0	6	6
Frank St. Marseille	80	17	36	53	46	Vic Venasky	17	1	2	3
Bob Berry	80	25	23	48	60	Rogie Vachon	54	0	1	1
Tommy Williams	74	24	22	46	16	Phil Hoene	2	0	0	0
Bob Murdoch	80	13	29	42	116	Jimmy Peters	3	0	0	0
Gene Carr	80	7	32	39	103	Gary Edwards	27	0	0	0
Mike Corrigan	80	13	21	34	61	Team PIM				8
Don Kozak	77	16	15	31	64	Team Totals	80	269	443	712
GOALTENDER	GP	MIN	GA	SO	EN	SA	S%	AVG	W-L-T	
Rogie Vachon	54	3,234	121	6	2	1,656	.927	2.24	27-14-13	
Gary Edwards	27	1,561	61	3	1	724	.916	2.35	15-3-8	
Empty Net Goals			3			3				
Team Totals	80	4,800	185	9	3	2,383	.922	2.31	42-17-21	

RESULTS

1 Oct. 10 @ Philadelphia	5-3	W	1-0-0	17,007	41 Jan. 11 @ Toronto	7-5	W	23-6-12	16,485
2 Oct. 12 @ Montreal	4-4	T	1-0-1	16,325	42 Jan. 14 @ Washington	6-2	W	24-6-12	8,059
3 Oct. 13 @ Buffalo	4-1	W	2-0-1	15,863	43 Jan. 16 @ Boston	4-1	W	25-6-12	14,283
4 Oct. 15 @ Washington	1-1	T	2-0-2	8,093	44 Jan. 17 @ Atlanta	0-5	L	25-7-12	14,507
5 Oct. 16 @ Toronto	1-1	T	2-0-3	16,332	45 Jan. 19 @ Montreal	6-3	W	26-7-12	18,395
6 Oct. 19 KANSAS CITY	3-0	W	3-0-3	14,384	46 Jan. 23 TORONTO	8-0	W	27-7-12	15,795
7 Oct. 22 PHILADELPHIA	2-4	L	3-1-3	13,558	47 Jan. 25 @ NY Islanders	5-5	T	27-7-13	14,865
8 Oct. 24 BUFFALO	7-2	W	4-1-3	9,305	48 Jan. 26 @ NY Rangers	2-3	L	27-8-13	17,500
9 Oct. 26 CALIFORNIA	5-1	W	5-1-3	11,253	49 Jan. 28 NY RANGERS	5-2	W	28-8-13	13,874
10 Oct. 28 PITTSBURGH	2-0	W	6-1-3	8,119	50 Jan. 30 WASHINGTON	6-4	W	29-8-13	9,764
11 Oct. 31 ST. LOUIS	1-1	T	6-1-4	7,483	51 Feb. 1 MONTREAL	3-5	L	29-9-13	16,005
12 Nov. 2 DETROIT	5-1	W	7-1-4	11,606	52 Feb. 5 PITTSBURGH	2-3	L	29-10-13	11,230
13 Nov. 5 @ ST. Louis	4-3	W	8-1-4	17,381	53 Feb. 7 @ Atlanta	1-3	L	29-11-13	13,702
14 Nov. 7 @ Pittsburgh	5-3	W	9-1-4	8,651	54 Feb. 9 @ Chicago	2-1	W	30-11-13	16,000
15 Nov. 9 NY RANGERS	2-2	T	9-1-5	15,672	55 Feb. 12 ATLANTA	2-2	T	30-11-14	12,346
16 Nov. 13 TORONTO	4-0	W	10-1-5	10,043	56 Feb. 15 DETROIT	8-2	W	31-11-14	13,361
17 Nov. 15 @ Vancouver	2-2	T	10-1-6	15,570	57 Feb. 18 @ Washington	6-1	W	32-11-14	9,372
18 Nov. 16 CHICAGO	1-2	L	10-2-6	15,274	58 Feb. 19 @ Pittsburgh	2-2	T	32-11-15	12,762
19 Nov. 20 MONTREAL	3-3	T	10-2-7	13,284	59 Feb. 22 BOSTON	6-0	W	33-11-15	16,005
20 Nov. 23 @ Pittsburgh	0-0	T	10-2-8	12,003	60 Feb. 23 @ California	2-2	T	33-11-16	7,855
21 Nov. 24 @ Detroit	4-1	W	11-2-8	12,892	61 Feb. 26 @ Detroit	2-1	W	34-11-16	11,354
22 Nov. 27 NY ISLANDERS	3-3	T	11-2-9	10,959	62 Feb. 27 @ Buffalo	0-5	L	34-12-16	15,863
23 Nov. 30 BOSTON	2-0	W	12-2-9	16,005	63 Mar. 1 MINNESOTA	7-4	W	35-12-16	13,680
24 Dec. 4 MINNESOTA	4-1	W	13-2-9	8,608	64 Mar. 4 KANSAS CITY	7-4	W	36-12-16	9,268
25 Dec. 7 ATLANTA	6-2	W	14-2-9	11,997	65 Mar. 6 NY ISLANDERS	2-2	T	36-12-17	10,268
26 Dec. 11 @ Toronto	4-1	W	15-2-9	16,325	66 Mar. 8 CHICAGO	1-6	L	36-13-17	16,005
27 Dec. 12 @ Boston	1-8	L	15-3-9	13,891	67 Mar. 11 BUFFALO	2-2	T	36-13-18	15,667
28 Dec. 14 @ NY Islanders	0-3	L	15-4-9	14,000	68 Mar. 13 DETROIT	5-5	T	36-13-19	9,663
29 Dec. 15 @ NY Rangers	3-3	T	15-4-10	17,500	69 Mar. 15 @ Montreal	0-3	L	36-14-19	18,734
30 Dec. 18 @ Kansas City	6-0	W	16-4-10	5,983	70 Mar. 16 @ Philadelphia	0-3	L	36-15-19	17,007
31 Dec. 19 WASHINGTON	4-1	W	17-4-10	9,229	71 Mar. 18 @ Minnesota	5-3	W	37-15-19	11,910
32 Dec. 21 MONTREAL	2-2	T	17-4-11	14,294	72 Mar. 20 ST. LOUIS	3-2	W	38-15-19	11,811
33 Dec. 26 VANCOUVER	5-1	W	18-4-11	13,964	73 Mar. 22 PITTSBURGH	4-0	W	39-15-19	14,957
34 Dec. 28 CALIFORNIA	2-3	L	18-5-11	9,920	74 Mar. 26 WASHINGTON	5-1	W	40-15-19	10,636
35 Dec. 30 @ Detroit	3-2	W	19-5-11	12,381	75 Mar. 28 @ Vancouver	2-4	L	40-16-19	15,569
36 Dec. 31 @ Chicago	3-1	W	20-5-11	13,000	76 Mar. 29 VANCOUVER	3-3	T	40-16-20	13,601
37 Jan. 2 BOSTON	2-5	L	20-6-11	16,005	77 Apr. 1 @ Kansas City	1-3	L	40-17-20	8,487
38 Jan. 4 PHILADELPHIA	2-2	T	20-6-12	16,005	78 Apr. 2 @ St. Louis	5-2	W	41-17-20	18,511
39 Jan. 8 @ Minnesota	4-2	W	21-6-12	12,612	79 Apr. 5 CALIFORNIA	5-3	W	42-17-20	13,904
40 Jan. 9 @ Buffalo	5-2	W	22-6-12	15,863	80 Apr. 6 @ California	1-1	T	42-17-21	5,159

KINGS 1975-76 SEASON IN REVIEW

Record: 38-33-9 (85 points)
Norris Division Finish: 2nd

General Manager: Jake Milford
Head Coach: Bob Pulford
Captain: Mike Murphy

SCORING										
PLAYER	GP	G	A	PTS	PIM	PLAYER	GP	G	A	PTS
Marcel Dionne	80	40	54	94	38	Neil Komadoski	80	3	15	18
Butch Goring	80	33	40	73	8	Sheldon Kannegiesser	70	4	9	13
Mike Murphy	80	26	42	68	61	Dave Hutchison	50	0	10	10
Bob Nevin	77	13	42	55	14	Ab DeMarco	30	4	3	7
Don Kozak	62	20	24	44	94	Larry Brown	74	2	5	7
Vic Venasky	80	18	26	44	12	Dennis Abgrall	13	0	2	2
Mike Corrigan	71	22	21	43	71	Bart Crashley	4	0	1	1
Bob Berry	80	20	22	42	37	Jim Witherspoon	2	0	0	0
Tommy Williams	70	19	20	39	14	Bert Wilson	13	0	0	0
Bob Murdoch	80	6	29	35	103	Gary Edwards	29	0	0	0
Frank St. Marseille	68	10	16	26	20	Rogie Vachon	51	0	0	0
Gary Sargent	63	8	16	24	36	Team PIM				14
Juha Widing	67	7	15	22	26	Team Totals	80	263	423	686
Gene Carr	38	8	11	19	16					1,016
GOALTENDER	GP	MIN	GA	SO	EN	SA	S%	AVG	W-L-T	
Rogie Vachon	51	3,052	160	5	1	1,474	.891	3.15	26-20-5	
Gary Edwards	29	1,737	103	0	1	826	.875	3.56	12-13-4	
Empty Net Goals			2			2				
Team Totals	80	4,800	265	5	2	2,302	.885	3.31	38-33-9	

RESULTS

1	Oct. 8 @	Montreal	0-9	L	0-1-0	15,221	41	Jan. 7 @	Kansas City	5-2	W	22-17-2	6,273
2	Oct. 11 @	NY Islanders	0-7	L	0-2-0	14,865	42	Jan. 8 @	Philadelphia	4-6	L	22-18-2	17,007
3	Oct. 12 @	NY Rangers	6-4	W	1-2-0	17,500	43	Jan. 10 @	Toronto	3-4	L	22-19-2	16,447
4	Oct. 15	WASHINGTON	4-3	W	2-2-0	10,092	44	Jan. 13 @	Atlanta	3-0	W	23-19-2	10,814
5	Oct. 17 @	Vancouver	5-3	W	3-2-0	15,570	45	Jan. 15 @	Boston	0-4	L	23-20-2	13,769
6	Oct. 18	CALIFORNIA	5-3	W	4-2-0	12,217	46	Jan. 17 @	Montreal	2-4	L	23-21-2	16,702
7	Oct. 21 @	St. Louis	1-6	L	4-3-0	16,383	47	Jan. 18 @	Detroit	8-3	W	24-21-2	10,680
8	Oct. 22 @	Chicago	5-3	W	5-3-0	9,300	48	Jan. 22	TORONTO	6-3	W	25-21-2	13,177
9	Oct. 24 @	Atlanta	1-7	L	5-4-0	10,943	49	Jan. 24 @	NY Islanders	0-5	L	25-22-2	14,865
10	Oct. 26	MINNESOTA	4-2	W	6-4-0	10,786	50	Jan. 25 @	NY Rangers	4-1	W	26-22-2	17,500
11	Oct. 28	WASHINGTON	6-0	W	7-4-0	8,412	51	Jan. 27	WASHINGTON	2-0	W	27-22-2	11,390
12	Oct. 30	PITTSBURGH	4-0	W	8-4-0	10,231	52	Jan. 29	DETROIT	3-3	T	27-22-3	12,228
13	Nov. 1	ATLANTA	3-1	W	9-4-0	13,051	53	Jan. 31	MONTREAL	7-3	W	28-22-3	16,005
14	Nov. 5 @	Washington	3-1	W	10-4-0	12,527	54	Feb. 4	BUFFALO	3-4	L	28-23-3	11,635
15	Nov. 6 @	Philadelphia	1-1	T	10-4-1	17,077	55	Feb. 7	PITTSBURGH	3-7	L	28-24-3	11,606
16	Nov. 8	NY RANGERS	3-1	W	11-4-1	16,005	56	Feb. 10 @	Washington	2-2	T	28-24-4	7,243
17	Nov. 11	CALIFORNIA	2-3	L	11-5-1	10,842	57	Feb. 11 @	Chicago	7-4	W	29-24-4	14,200
18	Nov. 13	NY ISLANDERS	4-3	W	12-5-1	10,827	58	Feb. 14 @	Montreal	2-2	T	29-24-5	16,771
19	Nov. 15	TORONTO	1-1	T	12-5-2	14,456	59	Feb. 15 @	Pittsburgh	4-6	L	29-25-5	11,098
20	Nov. 19	CHICAGO	2-4	L	12-6-2	12,645	60	Feb. 17	MINNESOTA	2-1	W	30-25-5	10,727
21	Nov. 22 @	Pittsburgh	3-6	L	12-7-2	10,089	61	Feb. 18	ST. LOUIS	2-2	T	30-25-6	10,574
22	Nov. 23 @	Detroit	1-4	L	12-8-2	14,565	62	Feb. 21	PHILADELPHIA	3-3	T	30-25-7	16,005
23	Nov. 25 @	Boston	2-4	L	12-9-2	13,903	63	Feb. 26	CHICAGO	2-6	L	30-26-7	11,928
24	Nov. 26 @	Washington	2-7	L	12-10-2	6,282	64	Feb. 28 @	Detroit	3-1	W	31-26-7	11,178
25	Nov. 29	BUFFALO	8-3	W	13-10-2	13,993	65	Feb. 29 @	Buffalo	1-5	L	31-27-7	16,433
26	Dec. 2	ATLANTA	5-3	W	14-10-2	8,575	66	Mar. 3	BOSTON	3-5	L	31-28-7	12,510
27	Dec. 3 @	California	3-2	W	15-10-2	4,542	67	Mar. 6	TORONTO	1-4	L	31-29-7	13,799
28	Dec. 6	DETROIT	3-2	W	16-10-2	15,360	68	Mar. 9	VANCOUVER	6-1	W	32-29-7	10,108
29	Dec. 10	ST. LOUIS	5-0	W	17-10-2	9,303	69	Mar. 11	NY RANGERS	4-3	W	33-29-7	10,122
30	Dec. 13	PHILADELPHIA	4-6	L	17-11-2	16,005	70	Mar. 13	DETROIT	1-4	L	33-30-7	11,534
31	Dec. 17	MONTREAL	1-2	L	17-12-2	15,445	71	Mar. 16	BUFFALO	2-4	L	33-31-7	9,500
32	Dec. 20	PITTSBURGH	1-5	L	17-13-2	9,404	72	Mar. 20	MONTREAL	4-3	W	34-31-7	16,005
33	Dec. 22 @	Toronto	3-4	L	17-14-2	16,485	73	Mar. 21 @	Minnesota	4-4	T	34-31-8	8,695
34	Dec. 23 @	Boston	4-3	W	18-14-2	13,336	74	Mar. 24	NY ISLANDERS	1-1	T	34-31-9	11,267
35	Dec. 26 @	California	4-2	W	19-14-2	8,113	75	Mar. 26 @	Vancouver	3-4	L	34-32-9	15,612
36	Dec. 27	KANSAS CITY	9-4	W	20-14-2	13,470	76	Mar. 27	VANCOUVER	7-3	W	35-32-9	13,571
37	Dec. 29 @	Minnesota	1-2	L	20-15-2	10,241	77	Mar. 30 @	Kansas City	8-6	W	36-32-9	7,123
38	Dec. 31 @	Pittsburgh	1-5	L	20-16-2	8,993	78	Mar. 31 @	St. Louis	2-1	W	37-32-9	16,429
39	Jan. 1 @	Buffalo	9-6	W	21-16-2	16,433	79	Apr. 3	KANSAS CITY	5-1	W	38-32-9	13,618
40	Jan. 3	BOSTON	0-3	L	21-17-2	16,005	80	Apr. 4 @	California	2-5	L	38-33-9	6,442

KINGS 1978-79 SEASON IN REVIEW

Record: 34-34-12 (80 points)
Norris Division Finish: 3rd

General Manager: George Maguire
Head Coach: Bob Berry
Captain: Mike Murphy

SCORING												
PLAYER	GP	G	A	PTS	PIM	PLAYER	GP	G	A	PTS	PIM	
Marcel Dionne	80	59	71	130	30	Vic Venasky	73	4	13	17	8	
Dave Taylor	78	43	48	91	124	Bob Murdoch	32	3	12	15	46	
Butch Goring	80	36	51	87	16	Mark Heaslip	69	4	9	13	45	
Charlie Simmer	38	21	27	48	16	Richard Mulhern	36	2	9	11	23	
Mike Murphy	64	16	29	45	38	Doug Halward	27	1	5	6	13	
Rob Palmer	78	4	41	45	26	Randy Holt	36	0	6	6	202	
Glenn Goldup	73	15	22	37	89	Darryl Edestrand	55	1	4	5	46	
Syl Apps, Jr.	80	7	30	37	29	Brian Glennie	18	2	2	4	22	
Randy Manery	71	8	27	35	64	Nick Beverley	7	0	3	3	0	
Steve Jensen	72	23	8	31	57	Mario Lessard	49	0	2	2	8	
Murray Wilson	58	11	15	26	14	Scott Garland	6	0	1	1	24	
Tommy Williams	44	10	15	25	8	Ron Grahame	34	0	1	1	6	
Danny Grant	35	10	11	21	8	Team PIM					12	
Rick Hampton	49	3	17	20	22	Team Totals	80	292	489	781	1,134	
Bert Wilson	73	9	10	19	138							
GOALTENDER												
	GP	MIN	GA	SO	EN	SA	S%	AVG	W-L-T			
Mario Lessard	49	2,857	148	4	2	1,368	.892	3.11	23-15-10			
Ron Grahame	34	1,935	136	0	0	985	.862	4.22	11-19-2			
Empty Net Goals			2			2						
Team Totals	80	4,800	286	4	2	2,355	.878	3.57	34-34-12			

RESULTS

1 Oct. 11	WASHINGTON	2-4	L	0-1-0	8,318	41 Jan. 9 @	NY Islanders	1-7	L	17-18-6	14,995
2 Oct. 14	ST. LOUIS	6-2	W	1-1-0	7,566	42 Jan. 10 @	Chicago	0-3	L	17-19-6	8,221
3 Oct. 18	BOSTON	2-3	L	1-2-0	8,564	43 Jan. 13 @	Detroit	7-3	W	18-19-6	14,447
4 Oct. 20 @	Washington	6-4	W	2-2-0	8,303	44 Jan. 14 @	Boston	6-3	W	19-19-6	13,424
5 Oct. 22 @	Montreal	4-8	L	2-3-0	16,089	45 Jan. 17	MONTREAL	3-7	L	19-20-6	13,257
6 Oct. 24 @	Atlanta	2-7	L	2-4-0	8,526	46 Jan. 20	TORONTO	2-3	L	19-21-6	12,793
7 Oct. 26	BUFFALO	6-0	W	3-4-0	7,238	47 Jan. 24	PITTSBURGH	4-1	W	20-21-6	9,680
8 Oct. 28	WASHINGTON	5-1	W	4-4-0	7,347	48 Jan. 25	DETROIT	6-6	T	20-21-7	9,974
9 Nov. 1	TORONTO	2-4	L	4-5-0	9,048	49 Jan. 27 @	Pittsburgh	3-5	L	20-22-7	14,274
10 Nov. 4	NY RANGERS	3-7	L	4-6-0	10,625	50 Jan. 28 @	Boston	5-3	W	21-22-7	13,591
11 Nov. 8	PHILADELPHIA	3-5	L	4-7-0	8,163	51 Jan. 30 @	St. Louis	1-7	L	21-23-7	7,046
12 Nov. 11	MINNESOTA	8-1	W	5-7-0	8,409	52 Jan. 31 @	Washington	3-5	L	21-24-7	7,966
13 Nov. 12 @	Chicago	4-1	W	6-7-0	11,328	53 Feb. 3	NY RANGERS	4-2	W	22-24-7	13,471
14 Nov. 14 @	St. Louis	4-2	W	7-7-0	8,951	54 Feb. 4 @	Colorado	4-1	W	23-24-7	6,821
15 Nov. 16	MONTREAL	6-3	W	8-7-0	10,292	55 Feb. 14 @	Detroit	3-2	W	24-24-7	13,914
16 Nov. 18	PITTSBURGH	1-3	L	8-8-0	9,171	56 Feb. 15 @	Montreal	2-2	T	24-24-8	16,198
17 Nov. 20	CHICAGO	4-3	W	9-8-0	7,629	57 Feb. 17 @	Toronto	2-5	L	24-25-8	16,485
18 Nov. 22	DETROIT	3-3	T	9-8-1	10,336	58 Feb. 19	NY ISLANDERS	3-8	L	24-26-8	13,744
19 Nov. 25 @	Minnesota	4-1	W	10-8-1	8,833	59 Feb. 21	BOSTON	3-1	W	25-26-8	10,913
20 Nov. 26 @	Detroit	2-4	L	10-9-1	15,114	60 Feb. 24	PHILADELPHIA	3-4	L	25-27-8	13,290
21 Nov. 29	NY ISLANDERS	5-5	T	10-9-2	8,579	61 Feb. 26	VANCOUVER	2-0	W	26-27-8	8,387
22 Dec. 2	DETROIT	5-2	W	11-9-2	11,688	62 Feb. 28	WASHINGTON	3-3	T	26-27-9	8,174
23 Dec. 4	WASHINGTON	10-2	W	12-9-2	7,324	63 Mar. 3	CHICAGO	8-5	W	27-27-9	10,531
24 Dec. 6 @	Minnesota	0-4	L	12-10-2	7,030	64 Mar. 4 @	Vancouver	3-2	W	28-27-9	12,755
25 Dec. 7 @	Buffalo	3-3	T	12-10-3	16,433	65 Mar. 7 @	Pittsburgh	4-0	W	29-27-9	11,479
26 Dec. 9	ATLANTA	5-1	W	13-10-3	10,009	66 Mar. 8 @	Buffalo	4-6	L	29-28-9	16,433
27 Dec. 12 @	NY Islanders	5-5	T	13-10-4	14,286	67 Mar. 10 @	Toronto	4-9	L	29-29-9	16,485
28 Dec. 13 @	NY Rangers	7-8	L	13-11-4	17,165	68 Mar. 11 @	Philadelphia	3-6	L	29-30-9	17,077
29 Dec. 16	MONTREAL	2-5	L	13-12-4	12,562	69 Mar. 14	PITTSBURGH	3-3	T	29-30-10	11,729
30 Dec. 19 @	Colorado	2-2	T	13-12-5	4,044	70 Mar. 17	MONTREAL	3-1	W	30-30-10	14,267
31 Dec. 21	PITTSBURGH	1-4	L	13-13-5	9,125	71 Mar. 20	ATLANTA	4-3	W	31-30-10	9,792
32 Dec. 23 @	Vancouver	0-2	L	13-14-5	12,526	72 Mar. 22	ST. LOUIS	3-3	T	31-30-11	9,533
33 Dec. 27 @	Pittsburgh	2-5	L	13-15-5	14,634	73 Mar. 24	BUFFALO	2-3	L	31-31-11	11,864
34 Dec. 28 @	Montreal	3-3	T	13-15-6	17,153	74 Mar. 28	DETROIT	8-1	W	32-31-11	9,497
35 Dec. 30	VANCOUVER	4-0	W	14-15-6	10,317	75 Mar. 30 @	Atlanta	3-5	L	32-32-11	10,292
36 Jan. 1	COLORADO	5-3	W	15-15-6	7,202	76 Mar. 31 @	DETROIT	5-4	W	33-32-11	14,686
37 Jan. 3 @	Washington	3-8	L	15-16-6	7,053	77 Apr. 2 @	NY Rangers	4-5	L	33-33-11	17,378
38 Jan. 4 @	Montreal	5-4	W	16-16-6	16,132	78 Apr. 3 @	Washington	2-6	L	33-34-11	13,159
39 Jan. 6 @	Pittsburgh	4-3	W	17-16-6	11,760	79 Apr. 5	COLORADO	4-4	T	33-34-12	8,240
40 Jan. 7 @	Philadelphia	0-3	L	17-17-6	17,077	80 Apr. 7	MINNESOTA	7-1	W	34-34-12	11,048

KINGS 1979-80 SEASON IN REVIEW

Record: 30-36-14 (74 points)
Norris Division Finish: 2nd

General Manager: George Maguire
Head Coach: Bob Berry
Captain: Mike Murphy

SCORING												
PLAYER	GP	G	A	PTS	PIM	PLAYER	GP	G	A	PTS	PIM	
Marcel Dionne	80	53	84	137	32	Bert Wilson	75	4	3	7	91	
Charlie Simmer	64	56	45	101	65	Don Howse	33	2	5	7	6	
Dave Taylor	61	37	53	90	72	John Paul Kelly	40	2	5	7	28	
Butch Goring	69	20	48	68	12	Jerry Korab	11	1	2	3	34	
Doug Halward	63	11	45	56	52	Richard Mulhern	15	0	3	3	16	
Mike Murphy	80	27	22	49	29	Dave Lewis	11	1	1	2	12	
Rob Palmer	78	4	36	40	18	Mark Hardy	15	0	1	1	10	
Steve Jensen	76	21	15	36	13	Ron Grahame	26	0	1	1	2	
Andre St. Laurent	77	6	24	30	88	Randy Holt	42	0	1	1	94	
Glenn Goldup	55	10	11	21	78	Rick Hampton	3	0	0	0	0	
Steve Carlson	52	9	12	21	23	Mike Marson	3	0	0	0	5	
Syl Apps, Jr.	51	5	16	21	12	Doug Keans	10	0	0	0	0	
Randy Manery	52	6	10	16	48	Jay Wells	43	0	0	0	113	
Dean Hopkins	60	8	6	14	39	Mario Lessard	50	0	0	0	6	
Brad Selwood	63	1	13	14	82	Team PIM					16	
Barry Gibbs	63	2	9	11	32	Team Totals	80	290	474	764	1,134	
Billy Harris	11	4	3	7	6							
GOALTENDER												
	GP	MIN	GA	SO	EN	SA	S%	AVG	W-L-T			
Doug Keans	10	556	23	0	3	247	.907	2.48	3-3-3			
Mario Lessard	50	2,825	185	0	3	1,420	.870	3.93	18-22-7			
Ron Grahame	26	1,406	98	2	1	782	.875	4.18	9-11-4			
Empty Net Goals			7			7						
Team Totals	80	4,800	313	2	7	2,465	.873	3.91	30-36-14			

RESULTS

1	Oct. 10	DETROIT	4-4	T	0-0-1	9,211	41	Jan. 12 @	Minnesota	6-5	W	20-13-8	15,704
2	Oct. 13	ST. LOUIS	5-3	W	1-0-1	9,871	42	Jan. 13 @	Winnipeg	3-5	L	20-14-8	13,598
3	Oct. 16 @	Washington	6-8	L	1-1-1	5,386	43	Jan. 16	BUFFALO	2-4	L	20-15-8	9,825
4	Oct. 17 @	Pittsburgh	5-4	W	2-1-1	4,815	44	Jan. 19	ATLANTA	2-4	L	20-16-8	14,909
5	Oct. 19 @	Hartford	3-6	L	2-2-1	7,627	45	Jan. 22	NY RANGERS	4-5	L	20-17-8	9,311
6	Oct. 20 @	Boston	4-5	L	2-3-1	10,946	46	Jan. 24	TORONTO	5-4	W	21-17-8	8,440
7	Oct. 23 @	Colorado	7-4	W	3-3-1	5,365	47	Jan. 26 @	Minnesota	4-4	T	21-17-9	14,575
8	Oct. 24	WASHINGTON	5-3	W	4-3-1	7,813	48	Jan. 27 @	Buffalo	1-9	L	21-18-9	16,433
9	Oct. 27	TORONTO	7-5	W	5-3-1	13,885	49	Jan. 29	WINNIPEG	3-7	L	21-19-9	7,165
10	Oct. 30	BOSTON	4-4	T	5-3-2	9,534	50	Jan. 30	EDMONTON	1-8	L	21-20-9	6,747
11	Nov. 1	NY RANGERS	4-2	W	6-3-2	10,303	51	Feb. 2	MONTREAL	4-5	L	21-21-9	15,042
12	Nov. 3 @	St. Louis	1-4	L	6-4-2	10,289	52	Feb. 3 @	Edmonton	3-5	L	21-22-9	15,423
13	Nov. 4 @	Chicago	5-3	W	7-4-2	8,190	53	Feb. 6 @	Hartford	3-7	L	21-23-9	14,448
14	Nov. 6 @	NY Islanders	1-4	L	7-5-2	14,559	54	Feb. 7 @	NY Islanders	1-4	L	21-24-9	14,497
15	Nov. 7 @	NY Rangers	4-8	L	7-6-2	17,410	55	Feb. 9 @	Toronto	7-2	W	22-24-9	16,485
16	Nov. 10	MINNESOTA	6-6	T	7-6-3	12,048	56	Feb. 10 @	Philadelphia	2-5	L	22-25-9	17,077
17	Nov. 13	COLORADO	4-1	W	8-6-3	6,288	57	Feb. 12	WASHINGTON	2-5	L	22-26-9	7,204
18	Nov. 15	PITTSBURGH	3-3	T	8-6-4	7,698	58	Feb. 14	ST. LOUIS	4-6	L	22-27-9	6,886
19	Nov. 17	MONTREAL	1-3	L	8-7-4	16,005	59	Feb. 16	NY ISLANDERS	3-2	W	23-27-9	11,326
20	Nov. 20 @	Vancouver	5-1	W	9-7-4	15,061	60	Feb. 18 @	Detroit	4-2	W	24-27-9	12,872
21	Nov. 21	PHILADELPHIA	4-6	L	9-8-4	10,030	61	Feb. 20	BOSTON	3-0	W	25-27-9	13,150
22	Nov. 24	NY ISLANDERS	4-4	T	9-8-5	12,765	62	Feb. 23	PHILADELPHIA	1-5	L	25-28-9	16,005
23	Nov. 27	WINNIPEG	5-3	W	10-8-5	7,914	63	Feb. 26 @	Washington	3-5	L	25-29-9	9,516
24	Dec. 1	CHICAGO	7-0	W	11-8-5	10,202	64	Feb. 27 @	NY Rangers	4-5	L	25-30-9	17,424
25	Dec. 4 @	Atlanta	6-2	W	12-8-5	8,290	65	Mar. 1 @	Boston	0-4	L	25-31-9	13,784
26	Dec. 6 @	Philadelphia	4-9	L	12-9-5	17,077	66	Mar. 2 @	Quebec	4-3	W	26-31-9	10,777
27	Dec. 7 @	Montreal	2-5	L	12-10-5	16,847	67	Mar. 5	ATLANTA	1-3	L	26-32-9	9,628
28	Dec. 9 @	Quebec	2-3	L	12-11-5	11,168	68	Mar. 8	CHICAGO	3-3	T	26-32-10	11,168
29	Dec. 12	HARTFORD	7-4	W	13-11-5	8,732	69	Mar. 10 @	Montreal	3-6	L	26-33-10	17,046
30	Dec. 15	VANCOUVER	4-3	W	14-11-5	8,784	70	Mar. 12 @	Pittsburgh	2-4	L	26-34-10	9,294
31	Dec. 19 @	Toronto	4-4	T	14-11-6	16,485	71	Mar. 13 @	Atlanta	2-2	T	26-34-11	9,353
32	Dec. 20 @	Buffalo	3-5	L	14-12-6	16,433	72	Mar. 15	BUFFALO	2-2	T	26-34-12	14,121
33	Dec. 22	EDMONTON	3-3	W	15-12-6	9,384	73	Mar. 19	DETROIT	4-3	W	27-34-12	9,111
34	Dec. 27	QUEBEC	3-0	W	16-12-6	9,978	74	Mar. 22	QUEBEC	4-1	W	28-34-12	10,635
35	Dec. 29	MINNESOTA	4-3	W	17-12-6	14,211	75	Mar. 25 @	Colorado	5-2	W	29-34-12	8,107
36	Jan. 2 @	Detroit	4-2	W	18-12-6	14,195	76	Mar. 27	PITTSBURGH	2-2	T	29-34-13	9,781
37	Jan. 5 @	Edmonton	3-3	T	18-12-7	15,423	77	Mar. 29	HARTFORD	2-2	T	29-34-14	12,848
38	Jan. 6 @	Winnipeg	4-4	T	18-12-8	12,250	78	Apr. 1	COLORADO	4-3	W	30-34-14	7,527
39	Jan. 8 @	St. Louis	3-6	L	18-13-8	10,218	79	Apr. 3 @	Vancouver	2-4	L	30-35-14	16,207
40	Jan. 9 @	Chicago	6-1	W	19-13-8	11,372	80	Apr. 5	VANCOUVER	3-5	L	30-36-14	12,262

KINGS 1980-81 SEASON IN REVIEW

Record: 43-24-13 (99 points)

Norris Division Finish: 2nd

General Manager: George Maguire

Head Coach: Bob Berry

Captain: Mike Murphy

SCORING										
PLAYER	GP	G	A	PTS	PIM	PLAYER	GP	G	A	PTS
Marcel Dionne	80	58	77	135	70	Dave Lewis	67	1	12	13
Dave Taylor	72	47	65	112	130	John Paul Kelly	19	3	6	9
Charlie Simmer	65	56	49	105	62	Rick Chartraw	21	1	6	7
Larry Murphy	80	16	60	76	79	Rob Palmer	13	0	4	4
Jerry Korab	78	9	43	52	139	Rick Martin	1	1	1	2
Billy Harris	80	20	29	49	36	Don Luce	10	1	0	1
Jim Fox	71	18	25	43	8	Jim Rutherford	3	0	1	1
Mike Murphy	68	16	23	39	54	Mario Lessard	64	0	1	1
Steve Jensen	74	19	19	38	88	Don Waddell	1	0	0	0
Greg Terrion	73	12	25	37	99	Paul Pageau	1	0	0	0
Dan Bonar	71	11	15	26	57	Dave Morrison	3	0	0	0
Dean Hopkins	67	8	18	26	118	John Gibson	4	0	0	0
Mark Hardy	77	5	20	25	77	Kevin Schamehorn	5	0	0	0
Garry Unger	58	10	10	20	40	Ron Grahame	6	0	0	0
Doug Halward	51	4	15	19	96	Doug Keans	9	0	0	0
Jay Wells	72	5	13	18	155	Team PIM				32
Andre St. Laurent	22	10	6	16	63	Team Totals	80	337	552	889
Glenn Guldup	49	6	9	15	35					1,627

GOALTENDER	GP	MIN	GA	SO	EN	SA	S%	AVG	W-L-T
Mario Lessard	64	3,736	203	2	3	1,895	.893	3.26	35-18-11
Jim Rutherford	3	180	10	0	0	96	.896	3.33	3-0-0
Ron Grahame	6	360	28	0	0	198	.859	4.67	3-2-1
Doug Keans	9	454	37	0	1	227	.837	4.89	2-3-1
Paul Pageau	1	60	8	0	0	34	.765	8.00	0-1-0
Empty Net Goals			4			4			
Team Totals	80	4,800	290	2	4	2,454	.882	3.62	43-24-13

RESULTS

1 Oct. 11	DETROIT	8-1	W	1-0-0	11,210	41 Jan. 7	HARTFORD	5-3	W	26-11-4	8,535
2 Oct. 14 @	Calgary	2-4	L	1-1-0	7,162	42 Jan. 10 @	St. Louis	6-6	T	26-11-5	19,115
3 Oct. 16	QUEBEC	6-4	W	2-1-0	6,490	43 Jan. 11 @	Buffalo	4-4	T	26-11-6	16,143
4 Oct. 18	COLORADO	4-3	W	3-1-0	8,776	44 Jan. 14 @	Hartford	5-4	W	27-11-6	11,455
5 Oct. 22	BOSTON	4-0	W	4-1-0	8,596	45 Jan. 15 @	Washington	0-3	L	27-12-6	9,648
6 Oct. 25	TORONTO	5-4	W	5-1-0	12,432	46 Jan. 17 @	Pittsburgh	4-5	L	27-13-6	14,231
7 Oct. 26 @	Edmonton	4-4	T	5-1-1	17,290	47 Jan. 18 @	Philadelphia	2-7	L	27-14-6	17,077
8 Oct. 28 @	Colorado	8-4	W	6-1-1	6,284	48 Jan. 20	DETROIT	11-4	W	28-14-6	9,763
9 Oct. 29	WASHINGTON	4-2	W	7-1-1	7,346	49 Jan. 22	TORONTO	3-3	T	28-14-7	11,688
10 Nov. 1 @	NY Islanders	7-3	W	8-1-1	14,768	50 Jan. 24 @	Boston	6-4	W	29-14-7	13,716
11 Nov. 2 @	NY Rangers	6-3	W	9-1-1	17,417	51 Jan. 26 @	Quebec	7-5	W	30-14-7	13,653
12 Nov. 5 @	Washington	5-3	W	10-1-1	8,719	52 Jan. 28	NY RANGERS	2-6	L	30-15-7	10,451
13 Nov. 6 @	Philadelphia	2-8	L	10-2-1	17,077	53 Jan. 31	MONTREAL	4-1	W	31-15-7	16,005
14 Nov. 8 @	Montreal	0-3	L	10-3-1	16,869	54 Feb. 2 @	NY Rangers	3-2	W	32-15-7	17,417
15 Nov. 10	NY RANGERS	4-1	W	11-3-1	10,801	55 Feb. 3 @	NY Islanders	1-8	L	32-16-7	15,008
16 Nov. 12	MONTREAL	4-8	L	11-4-1	11,740	56 Feb. 5 @	Detroit	4-6	L	32-17-7	12,117
17 Nov. 15	ST. LOUIS	3-5	L	11-5-1	14,353	57 Feb. 7	WASHINGTON	4-4	T	32-17-8	12,814
18 Nov. 16 @	Vancouver	3-2	W	12-5-1	14,779	58 Feb. 12 @	Chicago	5-5	T	32-17-9	16,407
19 Nov. 19	WINNIPEG	7-2	W	13-5-1	7,572	59 Feb. 14	BOSTON	4-5	L	32-18-9	14,975
20 Nov. 22 @	Toronto	5-2	W	14-5-1	16,485	60 Feb. 18	QUEBEC	2-4	L	32-19-9	9,841
21 Nov. 24 @	Quebec	4-3	W	15-5-1	10,690	61 Feb. 21	PHILADELPHIA	1-3	L	32-20-9	16,005
22 Nov. 26	PHILADELPHIA	2-4	L	15-6-1	12,634	62 Feb. 24	EDMONTON	5-2	W	33-20-9	9,006
23 Nov. 29	CHICAGO	5-2	W	16-6-1	13,109	63 Feb. 26	VANCOUVER	4-3	W	34-20-9	10,298
24 Dec. 2	HARTFORD	5-2	W	17-6-1	7,456	64 Feb. 28	NY ISLANDERS	1-2	L	34-21-9	16,005
25 Dec. 4	VANCOUVER	3-1	W	18-6-1	7,460	65 Mar. 2 @	Toronto	1-0	W	35-21-9	16,485
26 Dec. 6	NY ISLANDERS	5-3	W	19-6-1	15,124	66 Mar. 4 @	Pittsburgh	5-6	L	35-22-9	11,796
27 Dec. 8	CALGARY	2-4	L	19-7-1	7,673	67 Mar. 6 @	Colorado	3-1	W	36-22-9	9,666
28 Dec. 10 @	Minnesota	7-2	W	20-7-1	13,379	68 Mar. 8 @	Winnipeg	4-1	W	37-22-9	13,992
29 Dec. 11 @	Detroit	2-1	W	21-7-1	11,628	69 Mar. 11	CHICAGO	4-4	T	37-22-10	11,711
30 Dec. 13 @	Hartford	5-5	T	21-7-2	11,204	70 Mar. 14	MINNESOTA	10-4	W	38-22-10	13,756
31 Dec. 14 @	Boston	1-7	L	21-8-2	10,122	71 Mar. 17	BUFFALO	1-3	L	38-23-10	10,367
32 Dec. 17	PITTSBURGH	3-3	T	21-8-3	8,188	72 Mar. 19	PITTSBURGH	4-4	T	38-23-11	9,758
33 Dec. 20	BUFFALO	4-7	L	21-9-3	13,418	73 Mar. 21 @	Edmonton	6-6	T	38-23-12	17,490
34 Dec. 23	EDMONTON	7-4	W	22-9-3	8,513	74 Mar. 22 @	Winnipeg	7-5	W	39-23-12	12,149
35 Dec. 26 @	Vancouver	6-3	W	23-9-3	16,413	75 Mar. 24 @	Minnesota	4-3	W	40-23-12	12,896
36 Dec. 27	ST. LOUIS	4-4	T	23-9-4	13,589	76 Mar. 25 @	Chicago	4-2	W	41-23-12	12,347
37 Dec. 30 @	Montreal	0-4	L	23-10-4	18,042	77 Mar. 28	MINNESOTA	3-2	W	42-23-12	14,882
38 Dec. 31 @	Buffalo	5-2	W	24-10-4	16,143	78 Mar. 31	WINNIPEG	7-3	W	43-23-12	9,748
39 Jan. 2 @	Calgary	6-7	L	24-11-4	7,162	79 Apr. 2 @	St. Louis	4-6	L	43-24-12	18,182
40 Jan. 5	CALGARY	5-2	W	25-11-4	8,256	80 Apr. 4	COLORADO	5-5	T	43-24-13	12,926

KINGS 1981-82 SEASON IN REVIEW

Record: 24-41-15 (63 points)

Smythe Division Finish: 4th

General Manager: George Maguire

Head Coach: Parker McDonald (13-24-5)/

Don Perry (11-17-10)

Captain: Dave Lewis

SCORING										
PLAYER	GP	G	A	PTS	PIM	PLAYER	GP	G	A	PTS
Marcel Dionne	78	50	67	117	50	Daryl Evans	14	2	6	8
Dave Taylor	78	39	67	106	130	Al Hangesleben	18	2	6	8
Jim Fox	77	30	38	68	23	Paul Mulvey	11	0	7	7
Larry Murphy	79	22	44	66	95	Andre St. Laurent	16	2	4	6
Steve Bozek	71	33	23	56	68	Rick Martin	3	1	3	4
Mark Hardy	77	6	39	45	130	Billy Harris	16	1	3	4
Charlie Simmer	50	15	24	39	42	Scott Gruhl	7	2	1	3
Greg Terrion	61	15	22	37	23	Al Sims	8	1	1	2
Dan Bonar	79	13	23	36	111	Warren Holmes	3	0	2	0
Bernie Nicholls	22	14	18	32	27	Rob Palmer	5	0	2	0
Doug Smith	80	16	14	30	64	Mario Lessard	52	0	2	2
Steve Jensen	45	8	19	27	19	Glenn Guldup	2	0	0	0
Ian Turnbull	42	11	15	26	81	Mike Blake	2	0	0	0
John Paul Kelly	70	12	11	23	100	Bobby Sheehan	4	0	0	0
Jerry Korab	50	5	13	18	91	Dave Morrison	4	0	0	0
Mike Murphy	28	5	10	15	20	John Gibson	6	0	0	0
Dean Hopkins	41	2	13	15	102	Jim Rutherford	7	0	0	0
Dave Lewis	64	1	13	14	75	Doug Keans	31	0	0	0
Trevor Johansen	46	3	7	10	69	Team PIM				10
Rick Chartraw	33	2	8	10	56	Team Totals	80	314	533	847
Jay Wells	60	1	8	9	145					1,730

GOALTENDER	GP	MIN	GA	SO	EN	SA	S%	AVG	W-L-T
Mike Blake	2	51	2	0	1	32	.938	2.35	0-0-0
Doug Keans	31	1,431	103	0	4	760	.864	4.32	8-10-7
Mario Lessard	52	2,924	214	2	2	1,441	.851	4.39	13-28-8
Jim Rutherford	7	380	43	0	0	207	.792	6.79	3-3-0
Empty Net Goals			7			7			
Team Totals	80	4,800	369	2	7	2,447	.849	4.61	24-41-15

RESULTS

1	Oct. 7	NY ISLANDERS	1-4	L	0-1-0	9,744	41	Jan. 9 @	Toronto	3-5	L	13-23-5	16,360
2	Oct. 10	EDMONTON	4-7	L	0-2-0	8,839	42	Jan. 10 @	Buffalo	4-6	L	13-24-5	2,079
3	Oct. 13	CALGARY	4-3	W	1-2-0	6,322	43	Jan. 12 @	Montreal	1-2	L	13-25-5	15,975
4	Oct. 15	COLORADO	10-2	W	2-2-0	6,125	44	Jan. 14 @	Calgary	2-5	L	13-26-5	7,234
5	Oct. 17	BOSTON	4-5	L	2-3-0	12,013	45	Jan. 15 @	Vancouver	3-3	T	13-26-6	12,000
6	Oct. 20 @	NY Islanders	9-6	W	3-3-0	14,431	46	Jan. 19	COLORADO	4-4	T	13-26-7	8,751
7	Oct. 21 @	NY Rangers	5-2	W	4-3-0	17,227	47	Jan. 21	MINNESOTA	3-3	T	13-26-8	10,306
8	Oct. 24 @	Minnesota	3-6	L	4-4-0	15,579	48	Jan. 23 @	Colorado	3-3	T	13-26-9	8,193
9	Oct. 25 @	Winnipeg	4-9	L	4-5-0	10,664	49	Jan. 24 @	Vancouver	5-5	T	13-26-10	12,465
10	Oct. 27	QUEBEC	8-7	W	5-5-0	7,595	50	Jan. 27	PHILADELPHIA	4-4	T	13-26-11	14,959
11	Oct. 29	WASHINGTON	4-3	W	6-5-0	7,392	51	Jan. 30	ST. LOUIS	7-4	W	14-26-11	10,988
12	Oct. 31 @	St. Louis	4-5	L	6-6-0	13,215	52	Jan. 31	NY RANGERS	3-6	L	14-27-11	13,169
13	Nov. 4 @	Chicago	4-5	L	6-7-0	12,246	53	Feb. 2	HARTFORD	3-5	L	14-28-11	7,713
14	Nov. 5 @	Detroit	2-10	L	6-8-0	12,114	54	Feb. 6	VANCOUVER	5-4	W	15-28-11	11,343
15	Nov. 7	TORONTO	4-9	L	6-9-0	12,334	55	Feb. 7	MONTREAL	2-7	L	15-29-11	12,310
16	Nov. 10	MONTREAL	4-2	W	7-9-0	11,492	56	Feb. 11	QUEBEC	4-4	T	15-29-12	9,568
17	Nov. 12	ST. LOUIS	5-2	W	8-9-0	8,503	57	Feb. 13 @	Pittsburgh	3-3	T	15-29-13	12,389
18	Nov. 14	WINNIPEG	2-3	L	8-10-0	10,363	58	Feb. 14 @	Philadelphia	4-6	L	15-30-13	14,147
19	Nov. 18	DETROIT	8-1	W	9-10-0	9,001	59	Feb. 17	WASHINGTON	2-5	L	15-31-13	8,931
20	Nov. 19 @	Calgary	3-6	L	9-11-0	7,226	60	Feb. 20	CALGARY	6-2	W	16-31-13	10,615
21	Nov. 21	BUFFALO	1-7	L	9-12-0	12,565	61	Feb. 24	DETROIT	5-3	W	17-31-13	8,825
22	Nov. 25 @	Edmonton	4-11	L	9-13-0	17,490	62	Feb. 27	CHICAGO	3-5	L	17-32-13	12,713
23	Nov. 26 @	Calgary	1-7	L	9-14-0	7,234	63	Mar. 1 @	Quebec	5-5	T	17-32-14	15,288
24	Nov. 28	VANCOUVER	3-2	W	10-14-0	10,914	64	Mar. 3 @	Toronto	4-1	W	18-32-14	16,360
25	Dec. 2	NY RANGERS	3-4	L	10-15-0	9,693	65	Mar. 6 @	Boston	0-4	L	18-33-14	14,282
26	Dec. 5	CHICAGO	2-3	L	10-16-0	12,114	66	Mar. 7 @	Hartford	6-7	L	18-34-14	11,616
27	Dec. 9	EDMONTON	5-5	T	10-16-1	11,259	67	Mar. 9 @	Colorado	2-0	W	19-34-14	8,273
28	Dec. 12	VANCOUVER	7-5	W	11-16-1	9,919	68	Mar. 10	EDMONTON	3-2	W	20-34-14	16,005
29	Dec. 15 @	Buffalo	4-3	W	12-16-1	15,125	69	Mar. 13	NY ISLANDERS	3-0	W	21-34-14	14,930
30	Dec. 16 @	Pittsburgh	6-7	L	12-17-1	7,148	70	Mar. 15 @	Edmonton	3-3	T	21-34-15	17,490
31	Dec. 19 @	Hartford	5-5	T	12-17-2	10,623	71	Mar. 17	CALGARY	9-4	W	22-34-15	8,995
32	Dec. 20 @	Boston	4-6	L	12-18-2	10,773	72	Mar. 20	PITTSBURGH	7-5	W	23-34-15	13,433
33	Dec. 22 @	Colorado	2-4	L	12-19-2	4,470	73	Mar. 22 @	Minnesota	2-4	L	23-35-15	15,784
34	Dec. 23	COLORADO	8-4	W	13-19-2	9,405	74	Mar. 24 @	Winnipeg	3-5	L	23-36-15	12,711
35	Dec. 26 @	Vancouver	2-2	T	13-19-3	13,694	75	Mar. 27	COLORADO	9-4	W	24-36-15	11,172
36	Dec. 27 @	Edmonton	3-10	L	13-20-3	17,490	76	Mar. 28	EDMONTON	2-6	L	24-37-15	16,005
37	Dec. 30 @	Colorado	2-3	L	13-21-3	8,376	77	Mar. 30 @	Calgary	5-7	L	24-38-15	7,234
38	Jan. 2	CALGARY	5-5	T	13-21-4	12,195	78	Mar. 31 @	Edmonton	3-7	L	24-39-15	17,490
39	Jan. 5 @	Philadelphia	3-5	L	13-22-4	10,979	79	Apr. 3	VANCOUVER	0-6	L	24-40-15	11,524
40	Jan. 7 @	Washington	3-3	T	13-22-5	8,499	80	Apr. 4 @	Vancouver	4-7	L	24-41-15	16,023

KINGS 1982-83 SEASON IN REVIEW

Record: 27-41-12 (66 points)
Smythe Division Finish: 5th

General Manager: George Maguire
Head Coach: Don Perry
Captain: Dave Lewis

SCORING												
PLAYER	GP	G	A	PTS	PIM	PLAYER	GP	G	A	PTS	PIM	
Marcel Dionne	80	56	51	107	22	Howard Scruton	4	0	4	4	9	
Charlie Simmer	80	29	51	80	51	Brian MacLellan	8	0	3	3	7	
Jim Fox	77	28	40	68	8	Phil Sykes	7	2	0	2	2	
Larry Murphy	76	14	48	62	81	Dan Bonar	20	1	1	2	40	
Dave Taylor	47	21	37	58	76	Scott Gruhl	7	0	2	2	4	
Bernie Nicholls	71	28	22	50	124	Markus Mattsson	19	0	2	2	4	
Terry Ruskowski	71	14	30	44	127	Victor Nechayev	3	1	0	1	0	
Daryl Evans	80	18	22	40	21	Pierre Giroux	6	1	0	1	17	
Mark Hardy	74	5	34	39	101	Jim Brown	3	0	1	1	5	
John Paul Kelly	65	16	15	31	52	Doug Keans	6	0	1	1	0	
Jerry Korab	72	3	26	29	90	Peter Helander	7	0	1	1	0	
Mike Murphy	74	16	11	27	52	Mario Lessard	19	0	1	1	2	
Steve Bozek	53	13	13	26	14	Gary Laskoski	46	0	1	1	6	
Warren Holmes	39	8	16	24	7	Al Sims	1	0	0	0	0	
Doug Smith	42	11	11	22	12	Blair Barnes	1	0	0	0	0	
Ulf Isaksson	50	7	15	22	10	Bob Gladney	1	0	0	0	2	
Dean Hopkins	49	5	12	17	43	Rick Blight	2	0	0	0	2	
Jay Wells	69	3	12	15	167	Dean Turner	3	0	0	0	4	
Dave Lewis	79	2	10	12	53	Ken Houston	3	0	0	0	0	
Dean Kennedy	55	0	12	12	97	Mike Blake	9	0	0	0	2	
Rick Chartrow	31	3	5	8	31	Team PIM					20	
Dave Morrison	24	3	3	6	4	Team Totals	80	308	513	821	1,367	
GOALTENDER												
PLAYER	GP	MIN	GA	SO	EN	SA	S%	AVG	W-L-T			
Mike Blake	9	431	30	0	1	210	.857	4.18	4-4-0			
Markus Mattsson	19	896	65	1	1	453	.857	4.35	5-5-4			
Gary Laskoski	46	2,277	173	0	3	1,209	.857	4.56	15-20-4			
Mario Lessard	19	886	68	1	0	432	.843	4.60	3-10-2			
Doug Keans	6	304	24	0	0	138	.826	4.73	0-2-2			
Empty Net Goals			5			5						
Team Totals	80	4,800	365	2	5	2,447	.851	4.56	27-41-12			

RESULTS

1 Oct. 6	VANCOUVER	3-3	T	0-0-1	9,440	41 Jan. 11 @	Washington	9-7	W	15-21-5	9,422
2 Oct. 9	CALGARY	3-1	W	1-0-1	10,394	42 Jan. 13 @	Detroit	4-4	T	15-21-6	10,495
3 Oct. 12 @	Winnipeg	5-3	W	2-0-1	10,491	43 Jan. 15 @	NY Islanders	2-5	L	15-22-6	15,230
4 Oct. 14 @	Quebec	4-4	T	2-0-2	14,011	44 Jan. 16 @	New Jersey	3-5	L	15-23-6	10,367
5 Oct. 16 @	NY Islanders	1-4	L	2-1-2	15,160	45 Jan. 18	EDMONTON	3-3	T	15-23-7	14,754
6 Oct. 17 @	NY Rangers	5-3	W	3-1-2	17,432	46 Jan. 20	HARTFORD	4-3	W	16-23-7	9,094
7 Oct. 20	NEW JERSEY	7-4	W	4-1-2	8,519	47 Jan. 23 @	Edmonton	6-8	L	16-24-7	17,498
8 Oct. 23	HARTFORD	3-5	L	4-2-2	11,622	48 Jan. 25	CALGARY	6-8	L	16-25-7	8,841
9 Oct. 24	BOSTON	5-4	W	5-2-2	11,534	49 Jan. 27	NY ISLANDERS	4-6	L	16-26-7	14,073
10 Oct. 27 @	Winnipeg	3-7	L	5-3-2	12,325	50 Jan. 29 @	St. Louis	2-4	L	16-27-7	14,275
11 Oct. 29 @	Edmonton	3-6	L	5-4-2	17,498	51 Feb. 1	NY RANGERS	5-5	T	16-27-8	11,072
12 Oct. 30	CHICAGO	5-5	T	5-4-3	11,007	52 Feb. 3 @	Edmonton	7-4	W	17-27-8	17,498
13 Nov. 3	TORONTO	6-2	W	6-4-3	10,041	53 Feb. 5	PHILADELPHIA	0-2	L	17-28-8	14,146
14 Nov. 6	PITTSBURGH	6-2	W	7-4-3	13,281	54 Feb. 10	BUFFALO	7-2	W	18-28-8	9,567
15 Nov. 9 @	Calgary	4-5	L	7-5-3	7,242	55 Feb. 12 @	Pittsburgh	4-6	L	18-29-8	7,622
16 Nov. 10 @	Vancouver	2-4	L	7-6-3	13,204	56 Feb. 13 @	Philadelphia	5-4	W	19-29-8	16,892
17 Nov. 13	MONTREAL	2-1	W	8-6-3	16,005	57 Feb. 15 @	Hartford	5-2	W	20-29-8	8,116
18 Nov. 16	MINNESOTA	3-8	L	8-7-3	10,328	58 Feb. 17 @	Detroit	5-5	T	20-29-9	10,147
19 Nov. 18	DETROIT	4-1	W	9-7-3	9,203	59 Feb. 19	WASHINGTON	3-3	T	20-30-10	14,087
20 Nov. 20	BUFFALO	2-5	L	9-8-3	12,991	60 Feb. 20 @	Vancouver	2-5	L	20-30-10	14,784
21 Nov. 24	NEW JERSEY	3-0	W	10-8-3	9,735	61 Feb. 22	BOSTON	5-3	W	21-30-10	13,082
22 Nov. 27	PHILADELPHIA	0-4	L	10-9-3	16,005	62 Feb. 24	VANCOUVER	8-0	W	22-30-11	11,323
23 Nov. 30 @	Vancouver	5-2	W	11-9-3	12,790	63 Feb. 26	TORONTO	6-2	W	23-30-11	14,722
24 Dec. 1	CALGARY	4-1	W	12-9-3	8,912	64 Mar. 1 @	St. Louis	2-7	L	23-31-10	9,537
25 Dec. 4	ST. LOUIS	6-3	W	13-9-3	8,743	65 Mar. 2 @	Chicago	3-5	L	23-32-10	16,837
26 Dec. 5 @	Edmonton	3-7	L	13-10-3	17,498	66 Mar. 5 @	Calgary	4-4	T	23-32-11	7,242
27 Dec. 7 @	Calgary	4-4	T	13-10-4	7,242	67 Mar. 6 @	Minnesota	3-8	L	23-33-11	14,352
28 Dec. 9	EDMONTON	3-3	T	13-10-5	13,865	68 Mar. 8	CALGARY	6-4	W	24-33-11	10,833
29 Dec. 11 @	Winnipeg	3-4	L	13-11-5	11,526	69 Mar. 13	WINNIPEG	5-6	L	24-34-11	12,502
30 Dec. 14 @	Washington	2-7	L	13-12-5	8,696	70 Mar. 15	WINNIPEG	4-3	W	25-34-11	10,271
31 Dec. 15 @	NY Rangers	1-7	L	13-13-5	17,432	71 Mar. 17	QUEBEC	4-7	W	26-34-11	11,770
32 Dec. 18 @	Boston	0-4	L	13-14-5	12,187	72 Mar. 19	PITTSBURGH	4-7	L	26-35-11	13,424
33 Dec. 19 @	Chicago	4-6	L	13-15-5	19,305	73 Mar. 22 @	Montreal	5-6	L	26-36-11	15,960
34 Dec. 21	WINNIPEG	2-4	L	13-16-5	10,164	74 Mar. 24 @	Quebec	3-7	L	26-37-11	15,142
35 Dec. 23	EDMONTON	2-6	L	13-17-5	12,713	75 Mar. 26	EDMONTON	3-9	L	26-38-11	16,005
36 Dec. 26	VANCOUVER	4-2	W	14-17-5	9,887	76 Mar. 27 @	Vancouver	4-8	L	26-39-11	16,413
37 Dec. 29	WINNIPEG	3-4	L	14-18-5	11,700	77 Mar. 29 @	Calgary	3-5	L	26-40-11	7,242
38 Jan. 6 @	Montreal	3-11	L	14-19-5	15,290	78 Mar. 30 @	Winnipeg	5-10	L	26-41-11	13,039
39 Jan. 8 @	Toronto	5-7	L	14-20-5	16,382	79 Apr. 2	MINNESOTA	8-5	W	27-41-11	9,390
40 Jan. 9 @	Buffalo	2-7	L	14-21-5	11,537	80 Apr. 3	VANCOUVER	2-2	T	27-41-12	9,605

KINGS 1983-84 SEASON IN REVIEW

Record: 23-44-13 (59 points)
Smythe Division Finish: 5th

General Manager: George Maguire/Rogie Vachon
Head Coach: Don Perry (14-27-9)/Rogie Vachon (1-0-1)/
 Roger Neilson (8-17-3)
Captain: Terry Ruskowski

SCORING												
PLAYER	GP	G	A	PTS	PIM	PLAYER	GP	G	A	PTS	PIM	
Bernie Nicholls	78	41	54	95	83	Billy Harris	21	2	4	6	6	
Charlie Simmer	79	44	48	92	78	Dean Kennedy	37	1	5	6	50	
Marcel Dionne	66	39	53	92	28	Larry Murphy	6	0	3	3	0	
Jim Fox	80	30	42	72	26	Fred Barrett	15	2	0	2	8	
Dave Taylor	63	20	49	69	91	Marco Baron	21	0	2	2	10	
Brian MacLellan	72	25	29	54	45	Bob LaForest	5	1	0	1	2	
Mark Hardy	79	8	41	49	122	Daryl Evans	4	0	1	1	0	
Doug Smith	72	16	20	36	28	Mike Heidt	6	0	1	1	7	
Mike McEwen	47	10	24	34	14	Mike Blake	29	0	1	1	6	
Anders Hakansson	80	15	17	32	41	Dan Brennan	2	0	0	0	0	
Terry Ruskowski	77	7	25	32	89	Phil Sykes	3	0	0	0	2	
Brian Engblom	74	2	27	29	59	Warren Holmes	3	0	0	0	0	
Wes Jarvis	61	9	13	22	36	Billy O'Dwyer	5	0	0	0	0	
John Paul Kelly	72	7	14	21	73	Dean Jenkins	5	0	0	0	2	
Jay Wells	69	3	18	21	141	Mario Lessard	6	0	0	0	0	
Russ Anderson	70	5	12	17	126	Gary Laskoski	13	0	0	0	0	
Ken Houston	33	8	8	16	11	Markus Mattsson	19	0	0	0	0	
Steve Christoff	58	8	7	15	13	Team PIM					8	
Marc Chorney	71	3	9	12	58	Team Totals	80	309	530	839	1,265	
Kevin LaVallee	19	3	3	6	2							
GOALTENDER	GP	MIN	GA	SO	EN	SA	S%	AVG	W-L-OT			
Markus Mattsson	19	1,096	79	1	1	529	.851	4.32	7-8-2			
Marco Baron	21	1,206	87	0	5	628	.861	4.33	3-14-4			
Mike Blake	29	1,631	118	0	1	890	.867	4.34	9-11-5			
Gary Laskoski	13	663	55	0	2	319	.828	4.98	4-7-1			
Mario Lessard	6	265	26	0	2	158	.835	5.88	0-4-1			
Empty Net Goals		0	11			11						
Team Totals	80	4,877	376	1	11	2,535	.852	4.63	23-44-13			

RESULTS

1	Oct. 5	MINNESOTA	3-3	T	0-0-1	8,852	41	Jan. 4	VANCOUVER	3-3	T	13-21-7	8,961
2	Oct. 8	TORONTO	3-6	L	0-1-1	9,447	42	Jan. 7	CALGARY	7-1	W	14-21-7	11,637
3	Oct. 10 @	NY Rangers	1-2	L	0-2-1	17,264	43	Jan. 11	WASHINGTON	2-4	L	14-22-7	8,616
4	Oct. 11 @	NY Islanders	2-5	L	0-3-1	15,850	44	Jan. 13 @	Winnipeg	7-7	T	14-22-8	11,354
5	Oct. 13 @	St. Louis	4-7	L	0-4-1	8,387	45	Jan. 15 @	Winnipeg	4-4	T	14-22-9	11,559
6	Oct. 15	DETROIT	3-3	T	0-4-2	9,772	46	Jan. 16 @	Minnesota	3-9	L	14-23-9	15,449
7	Oct. 20	EDMONTON	7-2	W	1-4-2	9,413	47	Jan. 18	BUFFALO	0-4	L	14-24-9	9,306
8	Oct. 22	NEW JERSEY	8-3	W	2-4-2	9,543	48	Jan. 20 @	Edmonton	5-7	L	14-25-9	17,498
9	Oct. 25	HARTFORD	5-8	L	2-5-2	8,474	49	Jan. 21	EDMONTON	3-6	L	14-26-9	16,005
10	Oct. 28 @	Buffalo	3-3	T	2-5-3	11,480	50	Jan. 25	PHILADELPHIA	2-5	L	14-27-9	10,976
11	Oct. 29 @	Toronto	5-5	T	2-5-4	16,382	51	Jan. 27 @	Calgary	2-2	T	14-27-10	16,764
12	Nov. 1 @	Quebec	4-8	L	2-6-4	15,291	52	Jan. 28 @	Edmonton	4-2	W	15-27-10	17,498
13	Nov. 3 @	Philadelphia	6-5	W	3-6-4	16,137	53	Feb. 2	VANCOUVER	4-2	W	16-27-10	10,252
14	Nov. 5 @	Hartford	1-2	L	3-7-4	11,512	54	Feb. 5	NY RANGERS	3-3	T	16-27-11	12,151
15	Nov. 6 @	Boston	3-7	L	3-8-4	13,085	55	Feb. 8	CHICAGO	1-0	W	17-27-11	9,462
16	Nov. 8	ST. LOUIS	5-5	T	3-8-5	7,876	56	Feb. 11	NY RANGERS	6-6	T	17-27-12	16,005
17	Nov. 10	ST. LOUIS	6-2	W	4-8-5	7,651	57	Feb. 13 @	Montreal	3-5	L	17-28-12	15,902
18	Nov. 12	MONTREAL	6-4	W	5-8-5	16,005	58	Feb. 14 @	New Jersey	4-6	L	17-29-12	7,776
19	Nov. 16	VANCOUVER	5-2	W	6-8-5	9,823	59	Feb. 16	WASHINGTON	2-4	L	17-30-12	9,065
20	Nov. 18 @	Vancouver	5-2	W	7-8-5	12,364	60	Feb. 18	MONTREAL	5-3	W	18-30-12	12,629
21	Nov. 20 @	Vancouver	3-8	L	7-9-5	12,222	61	Feb. 20 @	Minnesota	3-2	W	19-30-12	11,766
22	Nov. 21 @	Calgary	4-7	L	7-10-5	12,664	62	Feb. 22	BOSTON	3-6	L	19-31-12	12,969
23	Nov. 23	EDMONTON	3-7	L	7-11-5	14,578	63	Feb. 24 @	Vancouver	3-5	L	19-32-12	15,345
24	Nov. 26	CALGARY	1-4	L	7-12-5	11,832	64	Feb. 26	CALGARY	2-5	L	19-33-12	9,632
25	Nov. 29	WINNIPEG	5-6	L	7-13-5	7,699	65	Feb. 28 @	Calgary	1-9	L	19-34-12	16,764
26	Dec. 1	WINNIPEG	5-6	OT	7-14-5	7,646	66	Mar. 1	Boston	3-4	OT	19-35-12	13,356
27	Dec. 3 @	Edmonton	3-7	L	7-15-5	17,498	67	Mar. 3 @	Pittsburgh	4-4	L	19-36-12	7,076
28	Dec. 4 @	Winnipeg	5-7	L	7-16-5	9,989	68	Mar. 4 @	New Jersey	3-5	L	19-37-12	10,286
29	Dec. 7	NY ISLANDERS	4-4	T	7-16-6	10,992	69	Mar. 6	WINNIPEG	3-7	L	19-38-12	8,392
30	Dec. 10	QUEBEC	4-6	L	7-17-6	10,563	70	Mar. 8 @	Philadelphia	1-4	L	19-39-12	9,144
31	Dec. 13 @	Detroit	7-5	W	8-17-6	14,029	71	Mar. 9	Buffalo	3-7	L	19-40-12	16,433
32	Dec. 14 @	Chicago	6-5	W	9-17-6	15,711	72	Mar. 11	CHICAGO	4-3	W	20-40-12	10,159
33	Dec. 17 @	Pittsburgh	6-5	W	10-17-6	5,893	73	Mar. 14	PITTSBURGH	7-6	W	21-40-12	8,179
34	Dec. 18 @	Washington	0-5	L	10-18-6	9,438	74	Mar. 16 @	Winnipeg	4-5	L	21-41-12	11,975
35	Dec. 21	CALGARY	7-4	W	11-18-6	9,157	75	Mar. 17 @	Edmonton	1-9	L	21-42-12	17,498
36	Dec. 26 @	Vancouver	5-4	OT	12-18-6	14,702	76	Mar. 20	QUEBEC	1-3	L	21-43-12	8,635
37	Dec. 28	NY ISLANDERS	5-6	OT	12-19-6	16,005	77	Mar. 24	DETROIT	9-7	W	22-43-12	10,854
38	Dec. 30 @	Hartford	9-3	W	13-19-6	11,006	78	Mar. 27	WINNIPEG	3-3	T	22-43-13	7,367
39	Dec. 31 @	Toronto	3-5	L	13-20-6	16,382	79	Mar. 29 @	Calgary	6-3	W	23-43-13	16,764
40	Jan. 3	VANCOUVER	3-4	L	13-21-6	8,138	80	Mar. 31	EDMONTON	3-4	L	23-44-13	15,007

KINGS 1984-85 SEASON IN REVIEW

Record: 34-32-14 (82 points)
Smythe Division Finish: 4th

General Manager: Rogie Vachon
Head Coach: Pat Quinn
Captain: Terry Ruskowski

SCORING											
PLAYER	GP	G	A	PTS	PIM	PLAYER	GP	G	A	PTS	PIM
Marcel Dionne	80	46	80	126	46	Rick Lapointe	73	4	13	17	46
Bernie Nicholls	80	46	54	100	76	Carl Mokosak	30	4	8	12	43
Dave Taylor	79	41	51	92	132	Jay Wells	77	2	9	11	185
Brian MacLellan	80	31	54	85	53	Dave Williams	12	4	3	7	43
Jim Fox	79	30	53	83	10	Russ Anderson	14	1	1	2	20
Mark Hardy	78	14	39	53	97	Bob Janecyk	52	0	2	2	29
Terry Ruskowski	78	16	33	49	144	Ken Hammond	3	1	0	1	0
Doug Smith	62	21	20	41	58	Charlie Simmer	5	1	0	1	4
Steve Shutt	59	16	25	41	10	Daryl Evans	7	1	0	1	2
Craig Redmond	79	6	33	39	57	Billy O'Dwyer	13	1	0	1	15
Garry Galley	78	8	30	38	82	Brian Wilks	2	0	0	0	0
Phil Sykes	79	17	15	32	38	Steve Seguin	5	0	0	0	9
Anders Hakansson	73	12	12	24	28	Darren Eliot	32	0	0	0	0
Brian Engblom	79	4	19	23	70	Team PIM					26
Bob Miller	63	4	16	20	35	Team Totals	80	339	580	919	1,413
John Paul Kelly	73	8	10	18	55						
GOALTENDER											
PLAYER	GP	MIN	GA	SO	EN	SA	S%	AVG	W-L-OT		
Bob Janecyk	52	3,053	186	2	4	1,514	.877	3.66	23-21-8		
Darren Eliot	32	1,820	134	0	2	907	.852	4.42	11-11-6		
Empty Net Goals			6			6					
Team Totals	80	4,884	326	2	6	2,427	.866	4.00	34-32-14		

RESULTS

1 Oct. 11	EDMONTON	2-2	T	0-0-1	11,261	41 Jan. 9 @	Calgary	4-4	T	16-16-9	16,683
2 Oct. 13	VANCOUVER	5-6 OT	L	0-1-1	9,155	42 Jan. 12	WINNIPEG	6-4	W	17-16-9	16,005
3 Oct. 14	ST. LOUIS	2-5	L	0-2-1	7,110	43 Jan. 13	WINNIPEG	5-6	L	17-17-9	10,066
4 Oct. 16 @	Washington	3-5	L	0-3-1	8,160	44 Jan. 16	TORONTO	3-4	L	17-18-9	8,443
5 Oct. 18 @	Montreal	3-3	T	0-3-2	14,797	45 Jan. 19	NY ISLANDERS	6-5 OT	W	18-18-9	16,005
6 Oct. 20 @	NY Islanders	3-8	L	0-4-2	15,828	46 Jan. 21 @	Edmonton	7-8	L	18-19-9	17,498
7 Oct. 21 @	Chicago	2-5	L	0-5-2	17,225	47 Jan. 23	PHILADELPHIA	6-3	W	19-19-9	11,381
8 Oct. 26 @	Edmonton	2-8	L	0-6-2	17,498	48 Jan. 25 @	St. Louis	3-6	L	19-20-9	12,358
9 Oct. 27 @	Winnipeg	2-2	T	0-6-3	10,232	49 Jan. 26 @	St. Louis	7-3	W	20-20-9	14,203
10 Oct. 29 @	Vancouver	5-3	W	1-6-3	10,945	50 Jan. 29	NEW JERSEY	6-3	W	21-20-9	10,224
11 Oct. 31 @	Vancouver	7-3	W	2-6-3	9,270	51 Jan. 31	HARTFORD	5-3	W	22-20-9	10,218
12 Nov. 3	TORONTO	10-0	W	3-6-3	11,625	52 Feb. 2	MONTREAL	1-5	L	22-21-9	16,005
13 Nov. 5	CHICAGO	2-3	L	3-7-3	9,464	53 Feb. 5	NY RANGERS	7-5	W	23-21-9	10,648
14 Nov. 9	BUFFALO	3-2	W	4-7-3	10,056	54 Feb. 7 @	Philadelphia	4-4	T	23-21-10	16,721
15 Nov. 11 @	NY Rangers	4-2	W	5-7-3	17,406	55 Feb. 8 @	Washington	1-6	L	23-22-10	17,823
16 Nov. 13 @	Quebec	5-4 OT	W	6-7-3	14,280	56 Feb. 10 @	Pittsburgh	4-3	W	24-22-10	7,613
17 Nov. 14 @	Toronto	4-3	W	7-7-3	16,182	57 Feb. 14	BOSTON	3-3	T	24-22-11	13,122
18 Nov. 17	PITTSBURGH	5-3	W	8-7-3	16,005	58 Feb. 16	WASHINGTON	5-2	W	25-22-11	14,109
19 Nov. 19	CALGARY	5-4	W	9-7-3	9,112	59 Feb. 19 @	Quebec	6-7	L	25-23-11	15,326
20 Nov. 21	NEW JERSEY	8-1	W	10-7-3	11,422	60 Feb. 21 @	New Jersey	5-3	W	26-23-11	10,864
21 Nov. 24	WINNIPEG	5-9	L	10-8-3	16,005	61 Feb. 23 @	Hartford	2-1 OT	W	27-23-11	11,662
22 Nov. 27	WINNIPEG	3-5	L	10-9-3	8,990	62 Feb. 24 @	Buffalo	4-2	W	28-23-11	14,915
23 Nov. 29	VANCOUVER	12-1	W	11-9-3	7,599	63 Feb. 27	QUEBEC	2-5	L	28-24-11	11,719
24 Dec. 1	VANCOUVER	6-3	W	12-9-3	13,738	64 Mar. 1 @	Edmonton	5-4	W	29-24-11	17,498
25 Dec. 4 @	Minnesota	2-2	T	12-9-4	12,963	65 Mar. 3 @	Calgary	0-7	L	29-25-11	16,683
26 Dec. 5 @	Chicago	5-5	T	12-9-5	16,955	66 Mar. 5	PITTSBURGH	6-0	W	30-25-11	10,166
27 Dec. 8 @	Montreal	7-9	L	12-10-5	16,941	67 Mar. 8 @	Vancouver	3-4	L	30-26-11	11,895
28 Dec. 10 @	NY Rangers	2-4	L	12-11-5	17,246	68 Mar. 10	BUFFALO	4-4	T	30-26-12	12,310
29 Dec. 13	DMONTON	7-2	W	13-11-5	15,125	69 Mar. 13	HARTFORD	3-3	T	30-26-13	10,938
30 Dec. 15	CALGARY	6-5	W	14-11-5	12,488	70 Mar. 16	DETROIT	8-3	W	31-26-13	13,822
31 Dec. 18 @	Calgary	6-3	W	15-11-5	16,683	71 Mar. 17	EDMONTON	5-4	W	32-26-13	16,005
32 Dec. 19 @	Edmonton	3-7	L	15-12-5	17,498	72 Mar. 19 @	NY Islanders	2-3	L	32-27-13	15,727
33 Dec. 22 @	Winnipeg	2-6	L	15-13-5	12,556	73 Mar. 20 @	Detroit	6-8	L	32-28-13	17,163
34 Dec. 23 @	Winnipeg	4-4	T	15-13-6	14,751	74 Mar. 23	CALGARY	3-4	L	32-29-13	14,641
35 Dec. 26 @	Vancouver	3-3	T	15-13-7	11,435	75 Mar. 27	CALGARY	2-4	L	32-30-13	10,482
36 Dec. 27	BOSTON	6-6	T	15-13-8	16,005	76 Mar. 29 @	Calgary	0-3	L	32-31-13	16,683
37 Dec. 30	PHILADELPHIA	2-3	L	15-14-8	16,005	77 Mar. 30	MINNESOTA	3-2	W	33-31-13	11,476
38 Jan. 3	MINNESOTA	3-8	L	15-15-8	11,099	78 Apr. 2	EDMONTON	4-6	L	33-32-13	14,835
39 Jan. 5 @	Detroit	5-3	W	16-15-8	19,129	79 Apr. 5 @	Vancouver	4-3	W	34-32-13	13,241
40 Jan. 7 @	Boston	4-5 OT	L	16-16-8	12,693	80 Apr. 6	VANCOUVER	4-4	T	34-32-14	11,140

KINGS 1985-86 SEASON IN REVIEW

Record: 23-49-8 (54 points)
Smythe Division Finish: 5th

General Manager: Rogie Vachon
Head Coach: Pat Quinn
Captain: Dave Taylor

SCORING											
PLAYER	GP	G	A	PTS	PIM	PLAYER	GP	G	A	PTS	PIM
Bernie Nicholls	80	36	61	97	78	Paul Guay	23	3	3	6	18
Marcel Dionne	80	36	58	94	42	Len Hachborn	24	4	1	5	2
Dave Taylor	76	33	38	71	110	Anders Hakansson	38	4	1	5	8
Dave Williams	72	20	29	49	320	Bob Mongrain	11	2	3	5	2
Phil Sykes	76	20	24	44	97	Sean McKenna	30	4	0	4	7
Bryan Erickson	55	20	23	43	36	Rick Lapointe	20	0	4	4	18
Jay Wells	79	11	31	42	226	Glen Currie	12	1	2	3	9
Jim Fox	39	14	17	31	2	Bob Janecyk	38	0	2	2	11
Joe Paterson	47	9	18	27	153	Craig Duncanson	2	0	1	1	0
Mark Hardy	55	6	21	27	71	Ken Hammond	3	0	1	1	2
Grant Ledyard	52	7	18	25	78	Dan Brennan	6	0	1	1	9
Craig Redmond	73	6	18	24	57	Larry Playfair	14	0	1	1	28
Garry Galley	49	9	13	22	46	Lyle Phair	15	0	1	1	2
Morris Lukowich	55	11	9	20	51	Roland Melanson	22	0	1	1	8
Doug Smith	48	8	9	17	56	Darren Eliot	27	0	1	1	4
Brian Engblom	49	3	13	16	61	Al Tuer	45	0	1	1	150
John Paul Kelly	61	6	9	15	50	Glenn Healy	1	0	0	0	0
Brian MacLellan	27	5	8	13	19	Dave Gans	3	0	0	0	2
Brian Wilks	43	4	8	12	25	Team PIM					16
Dean Kennedy	78	2	10	12	132	Team Totals	80	284	459	743	2,006
GOALTENDER	GP	MIN	GA	SO	EN	SA	S%	AVG	W-L-OT		
Roland Melanson	22	1,236	87	0	8	646	.865	4.22	4-16-4		
Bob Janecyk	38	2,072	162	0	2	1,118	.855	4.69	14-16-4		
Darren Eliot	27	1,475	121	0	3	798	.848	4.92	5-17-3		
Glenn Healy	1	51	6	0	0	35	.829	7.12	0-0-0		
Empty Net Goals			13			13					
Team Totals	80	4,861	389	0	13	2,610	.851	4.80	23-49-8		

RESULTS

1	Oct. 10	VANCOUVER	5-6	L	0-1-0	8,813	41	Jan. 11	@	St. Louis	4-4	T	13-23-5	12,548	
2	Oct. 12	NY ISLANDERS	4-5	OT	L	0-2-0	12,039	42	Jan. 15	NY RANGERS	3-4	L	13-24-5	11,577	
3	Oct. 13	CALGARY	2-9	L	0-3-0	7,279	43	Jan. 17	@	Vancouver	9-7	W	14-24-5	9,444	
4	Oct. 16	NY RANGERS	4-3	W	1-3-0	7,584	44	Jan. 18	VANCOUVER	4-4	T	14-24-6	12,027		
5	Oct. 18 @	Vancouver	4-5	L	1-4-0	9,777	45	Jan. 21	ST. LOUIS	6-3	W	15-24-6	7,907		
6	Oct. 20	EDMONTON	5-8	L	1-5-0	10,530	46	Jan. 23	ST. LOUIS	3-4	L	15-25-6	9,943		
7	Oct. 22	BOSTON	2-5	L	1-6-0	8,591	47	Jan. 25 @	Edmonton	2-5	L	15-26-6	17,368		
8	Oct. 25 @	NY Rangers	0-5	L	1-7-0	17,412	48	Jan. 27 @	Calgary	3-6	L	15-27-6	16,762		
9	Oct. 26 @	New Jersey	2-5	L	1-8-0	8,971	49	Jan. 29	MINNESOTA	4-3	W	16-27-6	9,155		
10	Oct. 29 @	NY Islanders	3-2	W	2-8-0	14,885	50	Feb. 1 @	Winnipeg	9-6	W	17-27-6	12,877		
11	Oct. 31 @	Boston	4-7	L	2-9-0	10,214	51	Feb. 2 @	Winnipeg	3-6	L	17-28-6	12,540		
12	Nov. 2 @	Hartford	8-1	W	3-9-0	12,024	52	Feb. 6 @	Calgary	2-7	L	17-29-6	16,762		
13	Nov. 3 @	Philadelphia	4-7	L	3-10-0	17,211	53	Feb. 8	NY ISLANDERS	3-4	L	17-30-6	16,005		
14	Nov. 6	EDMONTON	4-4	T	3-10-1	10,677	54	Feb. 9	CALGARY	3-7	L	17-31-6	9,130		
15	Nov. 9	MONTREAL	0-6	L	3-11-1	13,101	55	Feb. 12	QUEBEC	2-5	L	17-32-6	8,811		
16	Nov. 13	DETROIT	2-7	L	3-12-1	8,473	56	Feb. 15	WASHINGTON	1-4	L	17-33-6	11,273		
17	Nov. 16	PITTSBURGH	4-3	OT	W	4-12-1	10,141	57	Feb. 17 @	Montreal	3-2	OT	W	18-33-6	16,326
18	Nov. 19	NEW JERSEY	3-6	L	4-13-1	7,990	58	Feb. 18 @	Quebec	5-4	W	19-33-6	15,352		
19	Nov. 21 @	Detroit	5-4	OT	W	5-13-1	16,287	59	Feb. 20 @	Philadelphia	3-5	L	19-34-6	17,211	
20	Nov. 23 @	Minnesota	2-4	L	5-14-1	14,490	60	Feb. 22 @	New Jersey	5-2	W	20-34-6	11,058		
21	Nov. 24 @	Chicago	4-4	T	5-14-2	17,517	61	Feb. 24	Pittsburgh	5-6	OT	L	20-35-6	11,446	
22	Nov. 27	HARTFORD	0-9	L	5-15-2	8,888	62	Feb. 27	CHICAGO	3-6	L	20-36-6	11,840		
23	Nov. 30	CHICAGO	4-4	T	5-15-3	12,136	63	Mar. 1	MONTREAL	4-6	L	20-37-6	12,109		
24	Dec. 3	EDMONTON	4-8	L	5-16-3	10,398	64	Mar. 2	CALGARY	1-5	L	20-38-9	9,059		
25	Dec. 5 @	Edmonton	6-6	T	5-16-4	17,048	65	Mar. 5 @	Edmonton	3-6	L	20-39-6	17,226		
26	Dec. 7 @	Winnipeg	3-2	W	5-16-6	13,095	66	Mar. 6 @	Vancouver	5-5	T	20-39-7	8,702		
27	Dec. 8 @	Winnipeg	4-1	W	7-16-4	11,435	67	Mar. 9	EDMONTON	3-7	L	20-40-7	16,005		
28	Dec. 10 @	Calgary	5-6	L	7-17-4	16,762	68	Mar. 12	DETROIT	0-3	L	20-41-7	10,432		
29	Dec. 12 @	Calgary	0-5	L	7-18-4	16,762	69	Mar. 15	BUFFALO	5-3	W	21-41-7	11,349		
30	Dec. 14	WASHINGTON	4-5	L	7-19-4	10,029	70	Mar. 17 @	Toronto	6-7	L	21-42-7	15,350		
31	Dec. 18	TORONTO	4-3	W	8-19-4	7,893	71	Mar. 18 @	Washington	5-2	W	22-42-7	14,634		
32	Dec. 20 @	Edmonton	4-9	L	8-20-4	17,114	72	Mar. 20 @	Boston	3-6	L	22-43-7	10,957		
33	Dec. 21	VANCOUVER	2-6	L	8-21-4	8,893	73	Mar. 22 @	Hartford	3-6	L	22-44-7	12,198		
34	Dec. 28	WINNIPEG	5-4	W	9-21-4	9,969	74	Mar. 23 @	Buffalo	1-6	L	22-45-7	16,433		
35	Dec. 30	WINNIPEG	4-2	W	10-21-4	8,577	75	Mar. 26	CALGARY	7-3	W	23-45-7	9,620		
36	Jan. 2	PHILADELPHIA	4-7	L	10-22-4	12,013	76	Mar. 28 @	Vancouver	1-2	OT	L	23-46-7	13,063	
37	Jan. 4 @	Toronto	6-4	W	11-22-4	15,729	77	Mar. 29	QUEBEC	3-5	L	23-47-7	10,984		
38	Jan. 5 @	Buffalo	3-2	W	12-22-4	13,590	78	Mar. 31	WINNIPEG	2-5	L	23-48-7	19,170		
39	Jan. 8 @	Pittsburgh	3-7	L	12-23-4	12,090	79	Apr. 2	WINNIPEG	3-4	T	23-48-8	8,843		
40	Jan. 10 @	Minnesota	4-3	W	13-23-4	10,553	80	Apr. 5	VANCOUVER	3-5	L	23-49-8	9,987		

KINGS 1986-87 SEASON IN REVIEW

Record: 31-41-8 (70 points)
Smythe Division Finish: 4th

General Manager: Rogie Vachon
Head Coach: Pat Quinn (18-20-4)/
Mike Murphy (13-21-4)
Captain: Dave Taylor

SCORING											
PLAYER	GP	G	A	PTS	PIM	PLAYER	GP	G	A	PTS	PIM
Luc Robitaille	79	45	39	84	28	Larry Playfair	37	2	7	9	181
Bernie Nicholls	80	33	48	81	101	Craig Redmond	16	1	7	8	8
Jimmy Carson	80	37	42	79	22	Paul Guay	35	2	5	7	16
Marcel Dionne	67	24	50	74	54	Roland Melanson	46	0	6	6	22
Dave Taylor	67	18	44	62	84	Bob Carpenter	10	2	3	5	6
Jim Fox	76	19	42	61	48	Dave Langevin	11	0	4	4	7
Bryan Erickson	68	20	30	50	26	Joe Paterson	45	2	1	3	158
Steve Duchesne	75	13	25	38	74	Tom Laidlaw	11	0	3	3	4
Grant Ledyard	67	14	23	37	93	Lyle Phair	5	2	0	2	2
Jay Wells	77	7	29	36	155	Ken Hammond	10	0	2	2	11
Morris Lukowich	60	14	21	35	64	Peter Dineen	11	0	2	2	8
Dave Williams	76	16	18	34	358	Al Jensen	5	0	1	1	0
Sean McKenna	69	14	19	33	10	Darren Eliot	24	0	1	1	18
Mark Hardy	73	3	27	30	120	Brian Wilks	1	0	0	0	0
Bob Bourne	78	13	9	22	35	Craig Duncanson	2	0	0	0	24
Phil Sykes	58	6	15	21	133	Bob Janecyk	7	0	0	0	2
Dean Kennedy	66	6	14	20	91	Team PIM					18
Garry Galley	30	5	11	16	57	Team Totals	80	318	548	866	2,038
GOALTENDER											
PLAYER	GP	MIN	GA	SO	EN	SA	S%	AVG	W-L-OT		
Roland Melanson	46	2,727	168	1	3	1,417	.881	3.70	18-21-6		
Darren Eliot	24	1,397	103	1	5	687	.850	4.43	8-13-2		
Bob Janecyk	7	419	34	0	0	222	.847	4.87	4-3-0		
Al Jensen	5	299	27	0	1	153	.824	5.42	1-4-0		
Empty Net Goals			9			9					
Team Totals	80	4,858	341	2	9	2,488	.863	4.21	31-41-8		

RESULTS

1 Oct. 9	ST. LOUIS	3-4	L	0-1-0	8,403	41 Jan. 7 @	Edmonton	6-1	W	18-19-4	17,317
2 Oct. 11	NY ISLANDERS	5-4	W	1-1-0	9,780	42 Jan. 8 @	Calgary	4-5	L	18-20-4	16,798
3 Oct. 14 @	Pittsburgh	3-4 OT	L	1-2-0	9,130	43 Jan. 10	BUFFALO	5-8	L	18-21-4	12,441
4 Oct. 15 @	Detroit	4-3 OT	W	2-2-0	10,653	44 Jan. 14	VANCOUVER	4-0	W	19-21-4	9,010
5 Oct. 18	BOSTON	1-4	L	2-3-0	10,263	45 Jan. 16 @	St. Louis	5-3	W	20-14-4	12,270
6 Oct. 19	EDMONTON	7-6	W	3-3-0	8,795	46 Jan. 17 @	St. Louis	4-4	T	20-21-5	12,847
7 Oct. 22 @	NY Rangers	4-5 OT	L	3-4-0	14,587	47 Jan. 19	NY RANGERS	2-2	T	20-21-6	11,091
8 Oct. 23 @	New Jersey	3-5	L	3-5-0	5,313	48 Jan. 21	PITTSBURGH	10-5	W	21-21-6	8,902
9 Oct. 25 @	NY Islanders	3-4	L	3-6-0	13,941	49 Jan. 23	MINNESOTA	3-6	L	21-22-6	16,005
10 Oct. 27 @	Montreal	5-6	L	3-7-0	16,094	50 Jan. 28	NEW JERSEY	6-2	W	22-22-6	8,446
11 Oct. 28 @	Quebec	2-6	L	3-8-0	13,352	51 Jan. 31 @	Montreal	3-5	L	22-23-6	17,514
12 Nov. 2 @	Edmonton	5-5	T	3-8-1	16,846	52 Feb. 1 @	Quebec	2-3	L	22-24-6	15,283
13 Nov. 3 @	Calgary	2-4	L	3-9-1	16,798	53 Feb. 4 @	Toronto	4-5	L	22-25-6	16,382
14 Nov. 6	MONTREAL	4-6	L	3-10-1	9,561	54 Feb. 6 @	Winnipeg	1-6	L	22-26-6	13,168
15 Nov. 8	HARTFORD	4-3	W	4-10-1	11,976	55 Feb. 8 @	Winnipeg	1-3	L	22-27-6	14,574
16 Nov. 11	WINNIPEG	4-3	W	5-10-1	7,457	56 Feb. 14	HARTFORD	5-2	W	23-27-6	11,240
17 Nov. 13	WINNIPEG	5-6	L	5-11-1	7,153	57 Feb. 16	TORONTO	1-1	T	23-27-7	10,942
18 Nov. 15	CALGARY	4-1	W	6-11-1	11,860	58 Feb. 18	WASHINGTON	7-4	W	24-27-7	8,761
19 Nov. 18 @	Washington	6-5	W	7-11-1	9,127	59 Feb. 21	PHILADELPHIA	2-4	L	24-28-7	16,005
20 Nov. 19 @	Chicago	4-4	T	7-11-2	15,793	60 Feb. 24	WINNIPEG	8-3	W	25-28-7	7,836
21 Nov. 21 @	Winnipeg	4-1	W	8-11-2	14,988	61 Feb. 26	WINNIPEG	3-4	L	25-29-7	10,306
22 Nov. 23 @	Winnipeg	2-3	L	8-12-2	13,003	62 Feb. 28 @	Minnesota	3-6	L	25-30-7	13,055
23 Nov. 25 @	Vancouver	5-11	L	8-13-2	8,036	63 Mar. 1 @	Chicago	1-6	L	25-31-7	17,466
24 Nov. 26	VANCOUVER	3-5	L	8-14-2	8,797	64 Mar. 3	MINNESOTA	4-4	T	25-31-8	8,598
25 Nov. 29	NEW JERSEY	9-6	W	9-14-2	11,273	65 Mar. 5 @	Calgary	2-7	L	25-32-8	16,798
26 Dec. 2	DETROIT	5-4	W	10-14-2	7,257	66 Mar. 6 @	Edmonton	3-9	L	25-33-8	17,502
27 Dec. 4	TORONTO	4-3	W	11-14-2	7,963	67 Mar. 8	VANCOUVER	5-2	W	26-33-8	10,118
28 Dec. 6	CHICAGO	7-2	W	12-14-2	12,745	68 Mar. 11	BUFFALO	2-3	L	26-34-8	9,343
29 Dec. 9 @	NY Islanders	7-2	W	13-14-2	14,168	69 Mar. 14	QUEBEC	3-6	L	26-35-8	12,651
30 Dec. 10 @	NY Rangers	4-5	L	13-15-2	16,988	70 Mar. 17 @	Washington	5-4	W	27-35-8	12,210
31 Dec. 13	CALGARY	3-6	L	13-16-2	9,870	71 Mar. 19 @	Philadelphia	5-2	W	28-35-8	17,222
32 Dec. 14	EDMONTON	2-4	L	13-17-2	11,373	72 Mar. 21 @	Boston	6-8	L	28-36-8	11,167
33 Dec. 17	PITTSBURGH	3-0	W	14-17-2	9,020	73 Mar. 22 @	Hartford	3-6	L	28-37-8	15,126
34 Dec. 20 @	Edmonton	8-8	T	14-17-3	16,927	74 Mar. 25 @	Detroit	6-1	W	29-37-8	19,140
35 Dec. 22 @	Calgary	5-3	W	15-17-3	16,798	75 Mar. 26 @	Buffalo	5-3	W	30-37-8	14,353
36 Dec. 23 @	Vancouver	4-6	L	15-18-3	8,283	76 Mar. 28	CALGARY	3-4	L	30-38-8	13,379
37 Dec. 27	BOSTON	2-1 OT	W	16-18-3	13,648	77 Mar. 30	CALGARY	5-4	W	31-38-8	8,437
38 Dec. 30	PHILADELPHIA	4-1	W	17-18-3	14,794	78 Apr. 1	VANCOUVER	3-8	L	31-39-8	8,161
39 Jan. 2 @	Vancouver	3-3	T	17-18-4	10,144	79 Apr. 4	EDMONTON	3-7	L	31-40-8	16,005
40 Jan. 3	EDMONTON	1-8	L	17-19-4	16,005	80 Apr. 5 @	Vancouver	2-5	L	31-41-8	9,124

KINGS 1987-88 SEASON IN REVIEW

Record: 30-42-8 (68 points)
Smythe Division Finish: 4th

General Manager: Rogie Vachon
Head Coach: Mike Murphy (7-16-4)/Rogie Vachon (0-1-0)/
Robbie Ftorek (23-25-4)
Captain: Dave Taylor

SCORING											
PLAYER	GP	G	A	PTS	PIM	PLAYER	GP	G	A	PTS	PIM
Luc Robitaille	80	53	58	111	82	Grant Ledyard	23	1	7	8	52
Jimmy Carson	80	55	52	107	45	Tim Tookey	20	1	6	7	8
Bernie Nicholls	65	32	46	78	114	Larry Playfair	54	0	7	7	197
Dave Taylor	68	26	41	67	129	Sean McKenna	30	3	2	5	12
Steve Duchesne	71	16	39	55	109	Ken Baumgartner	30	2	3	5	189
Bob Carpenter	71	19	33	52	84	John English	3	1	3	4	4
Jim Fox	68	16	35	51	18	Joe Paterson	32	1	3	4	113
Paul Fenton	71	20	23	43	46	Glenn Healy	34	0	2	2	6
Mike Allison	37	16	12	28	57	Dan Gratton	7	1	0	1	5
Mark Hardy	61	6	22	28	99	Eric Germain	4	0	1	1	13
Jay Wells	58	2	23	25	159	Denis Larocque	8	0	1	1	18
Phil Sykes	40	9	12	21	82	Bob Kudelski	26	0	1	1	8
Bryan Erickson	42	6	15	21	20	Wayne McBean	27	0	1	1	26
Bob Bourne	72	7	11	18	28	Craig Redmond	2	0	0	0	0
Ken Hammond	46	7	9	16	69	Dave Williams	2	0	0	0	6
Tom Laidlaw	57	1	12	13	47	Bob Janecyk	5	0	0	0	2
Craig Laughlin	19	4	8	12	6	Petr Prajsler	7	0	0	0	2
Chris Kontos	6	2	10	12	2	Glen Currie	7	0	0	0	0
Dean Kennedy	58	1	11	12	158	Craig Duncanson	9	0	0	0	12
Lyle Phair	28	4	6	10	8	Roland Melanson	47	0	0	0	16
Paul Guay	33	4	4	8	40	Team PIM					16
Ron Duguay	15	2	6	8	17	Team Totals	80	318	525	843	2,124
GOALTENDER											
PLAYER	GP	MIN	GA	SO	EN	SA	S%	AVG	W-L-OT		
Glenn Healy	34	1,865	135	1	4	1,001	.865	4.34	12-18-1		
Roland Melanson	47	2,675	195	2	2	1,397	.860	4.37	17-20-7		
Bob Janecyk	5	303	23	0	0	165	.861	4.56	1-4-0		
Empty Net Goals			6			6					
Team Totals	80	4,849	359	3	6	2,569	.860	4.44	30-42-8		

RESULTS

1 Oct. 8	NY ISLANDERS	1-4	L	0-1-0	10,748	41 Jan. 4 @	New Jersey	6-3	W	13-24-4	8,386
2 Oct. 10	ST. LOUIS	4-2	W	1-1-0	9,619	42 Jan. 5 @	Pittsburgh	4-4	T	13-24-5	16,168
3 Oct. 11	EDMONTON	2-9	L	1-2-0	10,237	43 Jan. 8 @	Detroit	3-5	L	13-25-5	19,659
4 Oct. 15	BOSTON	2-3	L	1-3-0	8,964	44 Jan. 10 @	Chicago	2-5	L	13-26-5	14,508
5 Oct. 18	VANCOUVER	2-4	L	1-4-0	8,367	45 Jan. 11 @	Minnesota	5-4	W	14-26-5	10,123
6 Oct. 21 @	Edmonton	2-6	L	1-5-0	15,841	46 Jan. 13	WASHINGTON	3-8	L	14-27-5	11,576
7 Oct. 23 @	Winnipeg	3-4	L	1-6-0	11,480	47 Jan. 16	HARTFORD	3-4	L	14-28-5	13,638
8 Oct. 25 @	Winnipeg	2-1	W	2-6-0	10,469	48 Jan. 19	NY RANGERS	6-3	W	15-28-5	11,496
9 Oct. 27 @	Pittsburgh	4-4	T	2-6-1	9,130	49 Jan. 21 @	Calgary	5-4 OT	W	16-28-5	18,068
10 Oct. 28 @	NY Rangers	4-3	W	3-6-1	16,179	50 Jan. 22 @	Winnipeg	3-5	L	16-29-5	11,441
11 Oct. 30 @	Buffalo	1-5	L	3-7-1	11,489	51 Jan. 24 @	Winnipeg	2-1	W	17-29-5	11,944
12 Nov. 1 @	Philadelphia	1-4	L	3-8-1	17,314	52 Jan. 26 @	Quebec	3-5	L	17-30-5	13,982
13 Nov. 4	BUFFALO	4-5	L	3-9-1	8,587	53 Jan. 27 @	Toronto	2-5	L	17-31-5	15,664
14 Nov. 7	NY RANGERS	5-4	W	4-9-1	16,005	54 Jan. 30	MINNESOTA	5-0	W	18-31-5	13,906
15 Nov. 10	EDMONTON	4-4	T	4-9-2	11,393	55 Feb. 2 @	Vancouver	2-5	L	18-32-5	6,959
16 Nov. 13 @	Calgary	7-10	L	4-10-2	19,143	56 Feb. 3	VANCOUVER	7-2	W	19-32-5	9,856
17 Nov. 14	QUEBEC	8-7	W	5-10-2	12,105	57 Feb. 6	EDMONTON	7-2	W	20-32-5	16,005
18 Nov. 17 @	NY Islanders	3-4	L	5-11-2	13,001	58 Feb. 7	CALGARY	2-5	L	20-33-5	10,800
19 Nov. 19 @	Philadelphia	5-7	L	5-12-2	17,306	59 Feb. 11	QUEBEC	5-3	W	21-33-5	

KINGS 1988-89 SEASON IN REVIEW

Record: 42-31-7 (91 points)
Smythe Division Finish: 2nd

General Manager: Rogie Vachon
Head Coach: Robbie Forek
Captain: Dave Taylor

SCORING											
PLAYER	GP	G	A	PTS	PIM	PLAYER	GP	G	A	PTS	PIM
Wayne Gretzky	78	54	114	168	26	Ken Baumgartner	49	1	3	4	286
Bernie Nicholls	79	70	80	150	96	Chris Kontos	7	2	1	3	2
Luc Robitaille	78	46	52	98	65	Tim Tookey	7	2	1	3	4
Steve Duchesne	79	25	50	75	92	Petr Prajsler	2	0	3	3	0
John Tonelli	77	31	33	64	110	Larry Playfair	6	0	3	3	16
Dave Taylor	70	26	37	63	80	Steve Richmond	9	0	2	2	26
Mike Krushelnyski	78	26	36	62	110	Kelly Hrudey	16	0	2	2	2
Mike Allison	55	14	22	36	122	Gordie Walker	11	1	0	1	2
Dale Degray	63	6	22	28	97	Hubie McDonough	4	0	1	1	0
Marty McSorley	66	10	17	27	350	Gilles Hamel	11	0	1	1	2
Bob Carpenter	39	11	15	26	16	Mark Fitzpatrick	17	0	1	1	2
Doug Crossman	74	10	15	25	53	Phil Sykes	23	0	1	1	8
Steve Kasper	29	9	15	24	14	Glenn Healy	48	0	1	1	28
Ron Duguay	70	7	17	24	48	Jim Hofford	1	0	0	0	2
Tim Watters	76	3	18	21	168	Bob Janecyk	1	0	0	0	0
Tom Laidlaw	70	3	17	20	63	Paul Guay	2	0	0	0	2
Igor Liba	27	5	13	18	21	Brian Wilks	2	0	0	0	2
Dean Kennedy	51	3	10	13	63	Bob Logan	4	0	0	0	0
Jay Miller	29	5	3	8	133	Roland Melanson	4	0	0	0	4
Jim Wiener	9	2	3	5	20	Craig Duncanson	5	0	0	0	0
Paul Fenton	21	2	3	5	6	Dave Pasin	5	0	0	0	0
Wayne McBean	33	0	5	5	23	Team PIM					32
Bob Kudelski	14	1	3	4	17	Team Totals	80	376	623	999	2,215
Sylvain Couturier	16	1	3	4	2						
GOALTENDER											
PLAYER	GP	MIN	GA	SO	EN	SA	S%	AVG	W-L-OT		
Kelly Hrudey	16	974	47	1	1	490	.904	2.90	10-4-2		
Mark Fitzpatrick	17	957	64	0	3	563	.886	4.01	6-7-3		
Bob Janecyk	1	30	2	0	0	22	.909	4.01	0-0-0		
Glenn Healy	48	2,699	192	0	7	1,502	.872	4.27	25-19-2		
Roland Melanson	4	178	19	0	0	109	.826	6.42	1-1-0		
Empty Net Goals			11			11					
Team Totals	80	4,854	335	1	11	2,697	.876	4.15	42-31-7		

RESULTS

1 Oct. 6	DETROIT	8-2	W	1-0-0	16,005	41 Jan. 6 @	Winnipeg	4-4	T	24-15-2	15,556
2 Oct. 8	CALGARY	6-5 OT	W	2-0-0	13,474	42 Jan. 8 @	Winnipeg	4-4	T	24-15-3	15,094
3 Oct. 9	NY ISLANDERS	6-5 OT	W	3-0-0	11,592	43 Jan. 10	EDMONTON	5-4 OT	W	25-15-3	16,005
4 Oct. 12	BOSTON	6-2	W	4-0-0	11,863	44 Jan. 12	ST. LOUIS	7-4	W	26-15-3	14,866
5 Oct. 15	PHILADELPHIA	1-4	L	4-1-0	16,005	45 Jan. 14	HARTFORD	9-6	W	27-15-3	16,005
6 Oct. 17 @	Calgary	4-11	L	4-2-0	20,002	46 Jan. 17 @	St. Louis	2-5	L	27-16-3	17,408
7 Oct. 19 @	Edmonton	6-8	L	4-3-0	17,503	47 Jan. 19 @	NY Islanders	2-4	L	27-17-3	14,552
8 Oct. 22	MINNESOTA	8-2	W	5-3-0	13,397	48 Jan. 21 @	Hartford	4-5	L	27-18-3	15,223
9 Oct. 25	EDMONTON	4-5	L	5-4-0	16,005	49 Jan. 24 @	Washington	4-4	T	27-18-4	18,130
10 Oct. 28 @	Winnipeg	7-4	W	6-4-0	14,306	50 Jan. 26	VANCOUVER	2-6	L	27-19-4	16,005
11 Oct. 30 @	Winnipeg	4-8	L	6-5-0	15,535	51 Jan. 28	EDMONTON	6-7	L	27-20-4	16,005
12 Nov. 1 @	Quebec	3-1	W	7-5-0	15,399	52 Jan. 31	CALGARY	5-8	L	27-21-4	16,005
13 Nov. 2 @	Montreal	3-5	L	7-6-0	17,596	53 Feb. 2	NEW JERSEY	6-6	T	27-21-5	14,336
14 Nov. 5 @	Toronto	6-4	W	8-6-0	16,382	54 Feb. 4	BUFFALO	5-3	W	28-21-5	16,005
15 Nov. 6 @	Chicago	5-3	W	9-6-0	17,682	55 Feb. 9 @	Boston	1-4	L	28-22-5	14,448
16 Nov. 10	HARTFORD	7-2	W	10-6-0	12,496	56 Feb. 10 @	Washington	7-6 OT	W	29-22-5	18,139
17 Nov. 12	PITTSBURGH	7-2	W	11-6-0	16,005	57 Feb. 12 @	Chicago	6-2	W	30-22-5	18,130
18 Nov. 15	VANCOUVER	6-4	W	12-6-0	11,250	58 Feb. 15	BOSTON	3-7	L	30-23-5	16,005
19 Nov. 17	NY RANGERS	5-6	L	12-7-0	16,005	59 Feb. 18	QUEBEC	11-3	W	31-23-5	16,005
20 Nov. 19	BUFFALO	5-4	W	13-7-0	15,581	60 Feb. 20	TORONTO	5-4	W	32-23-5	16,005
21 Nov. 22 @	Philadelphia	6-1	W	14-7-0	17,423	61 Feb. 22	WASHINGTON	2-7	L	32-24-5	15,003
22 Nov. 23 @	Detroit	8-3	W	15-7-0	19,875	62 Feb. 24 @	Edmonton	1-4	L	32-25-5	17,503
23 Nov. 26 @	Calgary	1-4	L	15-8-0	20,002	63 Feb. 26 @	New Jersey	1-1	T	32-25-6	19,040
24 Nov. 27 @	Vancouver	2-5	L	15-9-0	16,553	64 Feb. 27 @	NY Rangers	4-6	L	32-26-6	17,482
25 Nov. 29	NEW JERSEY	9-3	W	16-9-0	11,505	65 Mar. 1 @	Buffalo	5-4	W	33-26-6	16,433
26 Dec. 1	TORONTO	9-3	W	17-9-0	11,924	66 Mar. 2 @	St. Louis	4-6	L	33-27-6	17,195
27 Dec. 3	CHICAGO	6-4	W	18-9-0	16,005	67 Mar. 4	PHILADELPHIA	6-2	W	34-27-6	16,005
28 Dec. 6	WINNIPEG	4-5 OT	L	18-10-0	13,319	68 Mar. 7	PITTSBURGH	3-2 OT	W	35-27-6	16,005
29 Dec. 8	WINNIPEG	5-5	T	18-10-1	12,111	69 Mar. 10 @	Vancouver	2-4	L	35-28-6	16,453
30 Dec. 10 @	NY Islanders	4-3	W	19-10-1	15,405	70 Mar. 12 @	Edmonton	6-3	W	36-28-6	17,503
31 Dec. 12 @	NY Rangers	5-2	W	20-10-1	17,388	71 Mar. 14 @	Quebec	4-0	W	37-28-6	15,399
32 Dec. 14 @	Pittsburgh	4-5	L	20-11-1	16,025	72 Mar. 15 @	Montreal	2-5	L	37-29-6	17,891
33 Dec. 16 @	Detroit	6-4	W	21-11-1	19,875	73 Mar. 18	CALGARY	3-9	L	37-30-6	16,005
34 Dec. 17 @	Minnesota	2-3	L	21-12-1	13,506	74 Mar. 21 @	Edmonton	4-3	W	38-30-6	17,503
35 Dec. 20	CALGARY	7-3	W	22-12-1	16,005	75 Mar. 23 @	Calgary	2-4	L	38-31-6	20,002
36 Dec. 21	MINNESOTA	8-6	W	23-12-1	13,125	76 Mar. 25	EDMONTON	4-2	W	39-31-6	16,005
37 Dec. 23 @	Vancouver	5-2	W	24-12-1	16,138	77 Mar. 28	WINNIPEG	3-3	T	39-31-7	15,038
38 Dec. 27	MONTREAL	2-3	L	24-13-1	16,005	78 Mar. 29	WINNIPEG	2-1 OT	W	40-31-7	16,005
39 Dec. 29	VANCOUVER	3-6	L	24-14-1	16,005	79 Apr. 1	VANCOUVER	6-4	W	41-31-7	16,005
40 Jan. 5 @	Calgary	6-8	L	24-15-1	20,002	80 Apr. 2 @	Vancouver	5-4	W	42-31-7	16,160

KINGS 1989-90 SEASON IN REVIEW

Record: 34-39-7 (75 points)
Smythe Division Finish: 4th

General Manager: Rogie Vachon
Head Coach: Tom Webster
Captain: Wayne Gretzky

SCORING											
PLAYER	GP	G	A	PTS	PIM	PLAYER	GP	G	A	PTS	PIM
Wayne Gretzky	73	40	102	142	42	Petr Prajsler	34	3	7	10	47
Luc Robitaille	80	52	49	101	38	Tom Laidlaw	57	1	8	9	42
Bernie Nicholls	47	27	48	75	66	Barry Beck	52	1	7	8	53
John Tonelli	73	31	37	68	62	Hubie McDonough	22	3	4	7	10
Steve Duchesne	79	20	42	62	36	Craig Duncanson	10	3	2	5	9
Steve Kasper	77	17	28	45	27	Chris Kontos	6	2	2	4	4
Mike Krushelnyski	63	16	25	41	50	Mikael Lindholm	18	2	2	4	2
Dave Taylor	58	15	26	41	96	Bob Halkidis	20	0	4	4	56
Larry Robinson	64	7	32	39	34	Scott Bjugstad	11	1	2	3	2
Bob Kudelski	62	23	13	36	49	Jim Fox	11	1	1	2	0
Marty McSorley	75	15	21	36	322	Ken Baumgartner	12	1	0	1	28
Tomas Sandstrom	28	13	20	33	28	Gordie Walker	1	0	0	0	0
Todd Elik	48	10	23	33	41	Robb Stauber	2	0	0	0	0
Brian Benning	48	5	18	23	104	Rob Blake	4	0	0	0	4
Mikko Makela	45	7	14	21	16	Ron Scott	12	0	0	0	2
Keith Crowder	55	4	13	17	93	Mario Gosselin	26	0	0	0	0
Mike Allison	55	2	11	13	78	Kelly Hrudey	52	0	0	0	18
Jay Miller	68	10	2	12	224	Team PIM					24
Tony Granato	19	5	6	11	45	Team Totals	80	338	579	917	1,844
Tim Watters	62	1	10	11	92						
GOALTENDER											
PLAYER	GP	MIN	GA	SO	EN	SA	S%	AVG	W-L-OT		
Ron Scott	12	654	40	0	2	319	.875	3.67	5-6-0		
Mario Gosselin	26	1,226	79	0	4	583	.864	3.87	7-11-1		
Kelly Hrudey	52	2,860	194	2	7	1,525	.873	4.07	22-21-6		
Robb Stauber	2	83	11	0	0	43	.744	7.94	0-1-0		
Empty Net Goals			13								
Team Totals	80	4,846	337	2	13	2,483	.864	4.17	34-39-7		

RESULTS

1	Oct. 5	TORONTO	4-2	W	1-0-0	15,598	41	Jan. 4 @	New Jersey	2-4	L	20-17-4	19,040
2	Oct. 7	EDMONTON	5-6	L	1-1-0	16,005	42	Jan. 6 @	Toronto	4-7	L	20-18-4	16,382
3	Oct. 8	DETROIT	5-0	W	2-1-0	14,258	43	Jan. 9	ST. LOUIS	3-4	L	20-19-4	15,071
4	Oct. 11	NY ISLANDERS	4-7	L	2-2-0	14,261	44	Jan. 11	EDMONTON	3-3	T	20-19-5	16,005
5	Oct. 13 @	Vancouver	6-5	W	3-2-0	16,123	45	Jan. 13	HARTFORD	3-6	L	20-20-5	16,005
6	Oct. 15 @	Edmonton	5-4	OT W	4-2-0	17,503	46	Jan. 16	BUFFALO	2-4	L	20-21-5	16,005
7	Oct. 17	BOSTON	2-3	L	4-3-0	16,005	47	Jan. 18	DETROIT	9-4	W	21-21-5	16,005
8	Oct. 21 @	St. Louis	6-4	W	5-3-0	17,204	48	Jan. 23 @	Vancouver	3-3	T	21-21-6	16,123
9	Oct. 22 @	Chicago	4-7	L	5-4-0	17,863	49	Jan. 25 @	Edmonton	6-7	L	21-22-6	17,503
10	Oct. 25	CALGARY	0-5	L	5-5-0	16,005	50	Jan. 27	NY RANGERS	1-3	L	21-23-6	16,005
11	Oct. 27 @	Winnipeg	3-1	W	6-5-0	15,072	51	Jan. 30	NEW JERSEY	5-2	W	22-23-6	14,032
12	Oct. 29 @	Winnipeg	1-6	L	6-6-0	14,367	52	Feb. 1	CHICAGO	4-7	L	22-24-6	16,005
13	Oct. 31 @	Pittsburgh	8-4	W	7-6-0	16,015	53	Feb. 3	CALGARY	4-3	W	23-24-6	16,005
14	Nov. 2 @	Boston	4-5	OT L	7-7-0	14,448	54	Feb. 6 @	Calgary	5-3	W	24-24-6	20,107
15	Nov. 4 @	Hartford	3-6	L	7-8-0	15,535	55	Feb. 8	WINNIPEG	1-5	L	24-25-6	15,323
16	Nov. 5 @	Buffalo	3-5	L	7-9-0	16,433	56	Feb. 10 @	Pittsburgh	6-7	L	24-26-6	16,236
17	Nov. 8	CALGARY	4-5	L	7-10-0	16,005	57	Feb. 12 @	Toronto	3-5	L	24-27-6	16,382
18	Nov. 11	MONTREAL	5-4	W	8-10-0	16,005	58	Feb. 14 @	Detroit	5-6	L	24-28-6	19,875
19	Nov. 14 @	Calgary	8-6	W	9-10-0	20,107	59	Feb. 15 @	Minnesota	3-6	L	24-29-6	15,196
20	Nov. 15 @	Edmonton	2-2	T	9-1-0	16,647	60	Feb. 17	QUEBEC	7-1	W	25-29-6	16,005
21	Nov. 18	WASHINGTON	5-3	W	10-10-1	16,005	61	Feb. 19	WASHINGTON	3-2	W	26-29-6	16,005
22	Nov. 22	CHICAGO	6-7	W	11-10-1	16,005	62	Feb. 21	MINNESOTA	4-2	W	27-29-6	16,005
23	Nov. 25	VANCOUVER	7-4	W	12-10-1	16,005	63	Feb. 24	VANCOUVER	4-6	L	27-30-6	16,005
24	Nov. 26 @	Vancouver	3-3	T	12-10-2	16,123	64	Feb. 28	EDMONTON	4-2	W	28-30-6	16,005
25	Nov. 30	EDMONTON	6-7	L	12-11-2	16,005	65	Mar. 2 @	Winnipeg	3-9	L	28-31-6	15,582
26	Dec. 2	NY RANGERS	6-0	W	13-11-2	16,005	66	Mar. 4 @	Winnipeg	2-5	L	28-32-6	15,567
27	Dec. 6	VANCOUVER	5-4	OT W	14-11-2	14,153	67	Mar. 5 @	Calgary	0-5	L	28-33-6	20,107
28	Dec. 8 @	Edmonton	4-5	L	14-12-2	17,503	68	Mar. 7	MONTREAL	2-5	L	28-34-6	16,005
29	Dec. 10 @	Quebec	8-4	W	15-12-2	13,999	69	Mar. 10	PITTSBURGH	8-2	W	29-34-6	16,005
30	Dec. 11 @	Montreal	2-2	T	15-12-3	17,899	70	Mar. 12 @	NY Rangers	6-2	W	30-34-6	16,651
31	Dec. 13	Hartford	5-2	W	16-12-3	13,932	71	Mar. 14 @	Buffalo	6-5	OT W	31-34-6	16,433
32	Dec. 15 @	New Jersey	5-7	L	16-13-3	19,040	72	Mar. 17 @	Boston	5-4	W	32-34-6	14,448
33	Dec. 16 @	Philadelphia	2-5	L	16-14-3	17,423	73	Mar. 18 @	Philadelphia	4-7	L	32-35-6	17,423
34	Dec. 19	WINNIPEG	9-5	W	17-14-3	14,158	74	Mar. 20 @	Minnesota	2-5	L	32-36-6	14,032
35	Dec. 21	QUEBEC	6-1	W	18-14-3	15,265	75	Mar. 22	NY ISLANDERS	3-1	W	33-36-6	16,005
36	Dec. 23	VANCOUVER	4-1	W	19-14-3	16,005	76	Mar. 24	ST. LOUIS	9-3	W	34-36-6	16,005
37	Dec. 27	CALGARY	5-5	T	19-14-4	16,005	77	Mar. 27	WINNIPEG	4-4	T	34-37-6	16,005
38	Dec. 30	PHILADELPHIA	3-6	L	19-15-4	16,005	78	Mar. 29	WINNIPEG	0-1	L	34-37-6	16,005
39	Jan. 1 @	Washington	7-4	W	20-15-4	18,130	79	Mar. 31 @	Vancouver	3-6	L	34-38-6	16,123
40	Jan. 2 @	NY Islanders	3-5	L	20-16-4	14,704	80	Apr. 1 @	Calgary	4-8	L	34-39-7	20,107

KINGS 1990-91 SEASON IN REVIEW

Record: 46-24-10 (102 points)
Smythe Division Finish: 1st

General Manager: Rogie Vachon
Head Coach: Tom Webster
Captain: Wayne Gretzky

SCORING												
PLAYER	GP	G	A	PTS	PIM	PLAYER	GP	G	A	PTS	PIM	
Wayne Gretzky	78	41	122	163	16	Mike Donnelly	53	7	5	12	41	
Luc Robitaille	76	45	46	91	68	Rod Buskas	57	3	8	11	182	
Tomas Sandstrom	68	45	44	89	106	Scott Bjuggstad	31	2	4	6	12	
Tony Granato	68	30	34	64	154	Mike Krushelnyski	15	1	5	6	10	
Steve Duchesne	78	21	41	62	66	Frank Breault	17	1	4	5	6	
Todd Elik	74	21	37	58	58	Bob Halkidis	34	1	3	4	133	
Dave Taylor	73	23	30	53	148	Tim Watters	45	0	4	4	92	
Rob Blake	75	12	34	46	125	Jim Thomson	8	1	0	1	19	
Marty McSorley	61	7	32	39	221	Rene Chapdelaine	3	0	1	1	10	
Bob Kudelski	72	23	13	36	46	Sylvain Couturier	3	0	1	1	0	
Brian Benning	61	7	24	31	127	Rick Hayward	4	0	0	0	5	
John Tonelli	71	14	16	30	49	Dennis Smith	4	0	0	0	4	
Steve Kasper	67	9	19	28	33	Ilkka Sinisalo	7	0	0	0	2	
Larry Robinson	62	1	22	23	16	Daniel Berthiaume	37	0	0	0	10	
Brad Jones	53	9	11	20	57	Kelly Hrudey	47	0	0	0	14	
Jay Miller	66	8	12	20	259	Team PIM					24	
John McIntyre	56	8	5	13	115	Team Totals	80	340	577	917	2,228	
GOALTENDER												
PLAYER	GP	MIN	GA	SO	EN	SA	S%	AVG	W-L-OT			
Kelly Hrudey	47	2,730	132	3	4	1,321	.900	2.90	26-13-6			
Daniel Berthiaume	37	2,119	117	1	1	1,086	.892	3.31	20-11-4			
Empty Net Goals			5			5						
Team Totals	80	4,864	254	4	5	2,412	.895	3.13	46-24-10			

RESULTS

1 Oct. 4	NY ISLANDERS	4-1	W	1-0-0	16,005	41 Jan. 6 @	Chicago	3-1	W	22-14-5	18,472
2 Oct. 6	VANCOUVER	3-6	L	1-1-0	13,753	42 Jan. 8	HARTFORD	4-3 OT	W	23-14-5	16,005
3 Oct. 9 @	Vancouver	6-2	W	2-1-0	15,685	43 Jan. 10	BUFFALO	5-2	W	24-14-5	16,005
4 Oct. 11	EDMONTON	5-5	T	2-1-1	13,831	44 Jan. 12	VANCOUVER	6-2	W	25-14-5	16,005
5 Oct. 13	BOSTON	7-1	W	3-1-1	16,005	45 Jan. 14 @	New Jersey	6-1	W	26-14-5	15,803
6 Oct. 14	ST. LOUIS	4-1	W	4-1-1	13,777	46 Jan. 16 @	Hartford	3-4	L	26-15-5	14,893
7 Oct. 17	MINNESOTA	5-2	W	5-1-1	12,281	47 Jan. 17 @	Boston	3-5	L	26-16-5	14,448
8 Oct. 19	HARTFORD	5-2	W	6-1-1	14,499	48 Jan. 22 @	Edmonton	2-4	L	26-17-5	17,503
9 Oct. 23	CALGARY	6-4	W	7-1-1	16,005	49 Jan. 25 @	Vancouver	5-1	W	27-17-5	16,123
10 Oct. 26 @	Winnipeg	2-6	L	7-2-1	15,566	50 Jan. 26	VANCOUVER	5-4	W	28-17-5	16,005
11 Oct. 28 @	Winnipeg	6-2	W	8-2-1	14,087	51 Jan. 30	NEW JERSEY	2-4	L	28-18-5	16,005
12 Oct. 30 @	NY Islanders	4-1	W	9-2-1	12,760	52 Feb. 2	VANCOUVER	9-1	W	29-18-5	16,005
13 Oct. 31 @	NY Rangers	4-9	L	9-3-1	16,325	53 Feb. 4 @	Detroit	6-4	W	30-18-5	19,875
14 Nov. 2 @	Washington	3-4	L	9-4-1	18,130	54 Feb. 5 @	Philadelphia	3-2	W	31-18-5	17,382
15 Nov. 4 @	Chicago	2-0	W	10-4-1	18,472	55 Feb. 8 @	Buffalo	4-4	T	31-18-6	16,325
16 Nov. 8	DETROIT	5-1	W	11-4-1	16,005	56 Feb. 9 @	St. Louis	4-5	L	31-19-6	18,299
17 Nov. 10	EDMONTON	7-4	W	12-4-1	16,005	57 Feb. 12	CALGARY	4-4	T	31-19-7	16,005
18 Nov. 14	BUFFALO	4-2	W	13-4-1	16,005	58 Feb. 14 @	Edmonton	4-2	W	32-19-7	17,503
19 Nov. 17	PITTSBURGH	2-1 OT	W	14-4-1	16,005	59 Feb. 16	BOSTON	4-3 OT	L	32-20-7	16,005
20 Nov. 20	NEW JERSEY	5-4	W	15-4-1	16,005	60 Feb. 18	WASHINGTON	5-2	W	33-20-7	16,005
21 Nov. 22 @	Calgary	3-6	L	15-5-1	20,132	61 Feb. 20	QUEBEC	6-1	W	34-20-7	16,005
22 Nov. 24 @	Montreal	4-2	W	16-5-1	17,955	62 Feb. 22 @	Winnipeg	6-4	W	35-20-7	15,523
23 Nov. 25 @	Quebec	4-4	T	16-5-2	14,239	63 Feb. 24	Winnipeg	5-3	W	36-20-7	15,568
24 Nov. 27 @	Detroit	3-4	L	16-6-2	19,875	64 Feb. 26	PITTSBURGH	8-2	W	37-20-7	16,005
25 Nov. 29 @	St. Louis	4-4	T	16-6-3	17,982	65 Feb. 28	WINNIPEG	4-2	W	38-20-7	16,005
26 Dec. 1	TORONTO	3-4	L	16-7-3	16,005	66 Mar. 2	WINNIPEG	6-3	W	39-20-7	16,005
27 Dec. 5	WINNIPEG	3-3	T	16-7-4	14,646	67 Mar. 5 @	Washington	3-3	T	39-20-8	17,583
28 Dec. 8	WINNIPEG	4-4	T	16-7-5	16,005	68 Mar. 7 @	Pittsburgh	2-3	L	39-21-8	16,164
29 Dec. 11	NY RANGERS	4-6	L	16-8-5	16,005	69 Mar. 9 @	Quebec	3-0	W	40-21-8	15,399
30 Dec. 13	CALGARY	1-4	L	16-9-5	16,005	70 Mar. 10 @	Montreal	4-4	T	40-21-9	17,748
31 Dec. 15	EDMONTON	8-3	W	17-9-5	16,005	71 Mar. 12	PHILADELPHIA	6-0	W	41-21-9	16,005
32 Dec. 18 @	Edmonton	3-4	L	17-10-5	17,503	72 Mar. 14	CHICAGO	3-6	L	41-22-9	16,005
33 Dec. 20 @	Calgary	4-3 OT	W	18-10-5	20,132	73 Mar. 16 @	Calgary	4-3	W	42-22-9	20,138
34 Dec. 22 @	Vancouver	3-4	L	18-11-5	16,123	74 Mar. 17 @	Vancouver	4-5 OT	L	42-23-9	16,123
35 Dec. 27	PHILADELPHIA	5-7	L	18-12-5	16,005	75 Mar. 20	TORONTO	4-4	T	42-23-10	16,005
36 Dec. 29	MONTREAL	2-3	L	18-13-5	16,005	76 Mar. 23	CALGARY	8-4	W	43-23-10	16,005
37 Dec. 31 @	Minnesota	4-2	W	19-13-5	12,015	77 Mar. 24 @	Edmonton	4-3 OT	W	44-23-10	17,503
38 Jan. 2 @	NY Rangers	1-4	L	19-14-5	16,792	78 Mar. 26	EDMONTON	2-0	W	45-23-10	16,005
39 Jan. 3 @	NY Islanders	6-3	W	20-14-5	12,585	79 Mar. 28	MINNESOTA	6-5	W	46-23-10	16,005
40 Jan. 5 @	Toronto	4-2	W	21-14-5	16,382	80 Mar. 31 @	Calgary	3-5	L	46-24-10	20,132

KINGS 1991-92 SEASON IN REVIEW

Record: 35-31-14 (84 points)
Smythe Division Finish: 2nd

General Manager: Rogie Vachon
Head Coach: Tom Webster
Captain: Wayne Gretzky

SCORING												
PLAYER	GP	G	A	PTS	PIM	PLAYER	GP	G	A	PTS	PIM	
Wayne Gretzky	74	31	90	121	34	Scott Bjuggstad	22	2	4	6	10	
Luc Robitaille	80	44	63	107	95	Darryl Sydor	18	1	5	6	22	
Tony Granato	80	39	29	68	187	Paul Coffey	10	1	4	5	25	
Jari Kurri	73	23	37	60	24	Brent Thompson	27	0	5	5	89	
Mike Donnelly	80	29	16	45	20	Sylvain Couturier	14	3	1	4	2	
Bob Kudelski	80	22	21	43	42	Jim Thomson	45	1	2	3	162	
Corey Millen	46	20	21	41	44	Jeff Chychrun	26	0	3	3	76	
Tomas Sandstrom	49	17	22	39	70	Frank Breault	6	1	0	1	30	
Brian Benning	53	2	30	32	99	Dave Gonder	2	0	1	1	0	
Dave Taylor	77	10	19	29	63	Ilkka Sinisalo	3	0	1	1	2	
Marty McSorley	71	7	22	29	268	Steve Weeks	7	0	1	1	0	
John McIntyre	73	5	19	24	100	Rene Chapdelaine	16	0	1	1	10	
Charlie Huddy	56	4	19	23	43	Kelly Hrudey	60	0	1	1	12	
Rob Blake	57	7	13	20	102	Sean Whyte	3	0	0	0	0	
Peter Ahola	71	7	12	19	101	Shawn McCosh	4	0	0	0	4	
Larry Robinson	56	3	10	13	37	Rod Buskas	5	0	0	0	11	
Jay Miller	67	4	7	11	249	Daniel Berthiaume	19	0	0	0	0	
Randy Gilhen	33	3	6	9	14	Team PIM					10	
Kyosti Karjalainen	28	1	8	9	12	Team Totals	80	287	500	787	2,161	
Tim Watters	37	0	7	7	92							

GOALTENDER	GP	MIN	GA	SO	EN	SA	S%	AVG	W-L-OT
Kelly Hrudey	60	3,509	197	1	4	1,916	.897	3.37	26-17-13
Daniel Berthiaume	19	979	66	0	2	541	.878	4.04	7-10-1
Steve Weeks	7	252	17	0	1	136	.875	4.04	1-3-0
Dave Gonder	2	120	9	0	0	63	.857	4.50	1-1-0
Empty Net Goals			7			7			
Team Totals	80	4,874	296	1	7	2,663	.889	3.64	35-31-14

RESULTS

1 Oct. 4 @	Winnipeg	6-3	W	1-0-0	14,558	41 Jan. 9 @	Philadelphia	2-5	L	17-17-7	17,380
2 Oct. 6 @	Edmonton	2-2	T	1-0-1	16,962	42 Jan. 10 @	Washington	4-7	L	17-18-7	18,130
3 Oct. 8	EDMONTON	6-3	W	2-0-1	16,005	43 Jan. 12 @	New Jersey	2-5	L	17-19-7	13,489
4 Oct. 10	CALGARY	1-7	L	2-1-1	16,005	44 Jan. 14	SAN JOSE	3-3	T	17-19-8	16,005
5 Oct. 12	WINNIPEG	3-3	T	2-1-2	16,005	45 Jan. 16	WASHINGTON	2-2	T	17-19-9	16,005
6 Oct. 16	SAN JOSE	8-5	W	3-1-2	16,005	46 Jan. 22 @	Minnesota	3-3	T	17-19-10	15,841
7 Oct. 19	MINNESOTA	5-2	W	4-1-2	16,005	47 Jan. 23 @	St. Louis	6-5	W	18-19-10	17,808
8 Oct. 22 @	New Jersey	2-5	L	4-2-2	13,334	48 Jan. 25	CALGARY	4-3	W	19-19-10	16,005
9 Oct. 23 @	NY Rangers	2-7	L	4-3-2	16,910	49 Jan. 28	ST. LOUIS	3-3	T	19-19-11	16,005
10 Oct. 26 @	NY Islanders	4-2	W	5-3-2	10,255	50 Jan. 30	NY RANGERS	1-4	L	19-20-11	16,005
11 Oct. 28 @	Detroit	4-3	W	6-3-2	19,875	51 Feb. 1	CHICAGO	2-0	W	20-20-11	16,005
12 Oct. 30 @	Hartford	4-4	T	6-3-3	10,780	52 Feb. 4	NY ISLANDERS	1-2	L	20-21-11	16,005
13 Oct. 31 @	Boston	4-2	W	7-3-3	14,451	53 Feb. 6	HARTFORD	5-5	T	20-21-12	16,005
14 Nov. 2 @	Toronto	5-2	W	8-3-3	15,842	54 Feb. 8 @	Pittsburgh	4-3	W	21-21-12	16,164
15 Nov. 7	VANCOUVER	3-4	L	8-4-3	16,005	55 Feb. 9 @	Buffalo	5-4	W	22-21-12	16,325

KINGS 1992-93 SEASON IN REVIEW

Record: 39-35-10 (88 points)
Smythe Division Finish: 3rd

General Manager: Nick Beverley
Head Coach: Barry Melrose
Captain: Luc Robitaille/Wayne Gretzky

SCORING											
PLAYER	GP	G	A	PTS	PIM	PLAYER	GP	G	A	PTS	PIM
Luc Robitaille	84	63	62	125	100	Robert Lang	11	0	5	5	2
Jari Kurri	82	27	60	87	38	Brent Thompson	30	0	4	4	76
Tony Granato	81	37	45	82	171	Kelly Hrudey	50	0	4	4	10
Mike Donnelly	84	29	40	69	45	Guy Leveque	12	2	1	3	19
Wayne Gretzky	45	16	49	65	6	Mark Hardy	11	0	3	3	4
Rob Blake	76	16	43	59	152	Peter Ahola	8	1	1	2	6
Paul Coffey	50	8	49	57	50	Sean Whyte	18	0	2	2	12
Tomas Sandstrom	39	25	27	52	57	Tim Watters	22	0	2	2	18
Alexei Zhitnik	78	12	36	48	80	Robb Stauber	31	0	2	2	4
Marty McSorley	81	15	26	41	399	Jeff Chychrun	17	0	1	1	23
Corey Millen	42	23	16	39	42	Marc Potvin	20	0	1	1	61
Darryl Sydor	80	6	23	29	63	Brandy Semchuk	1	0	0	0	2
Charlie Huddy	82	2	25	27	64	Dave Goverde	2	0	0	0	0
Lonnie Loach	50	10	13	23	27	Darryl Williams	2	0	0	0	10
Jimmy Carson	34	12	10	22	14	Frank Breault	4	0	0	0	6
Pat Conacher	81	9	8	17	20	Marc Fortier	6	0	0	0	5
Dave Taylor	48	6	9	15	49	Jim Thomson	9	0	0	0	56
Warren Rychel	70	6	7	13	314	Rick Knickle	10	0	0	0	2
Jim Hiller	40	6	6	12	90	Rene Chapdelaine	13	0	0	0	12
John McIntyre	49	2	5	7	80	Team PIM					34
Bob Kudelski	15	3	3	6	8	Team Totals	84	338	592	930	2,247
Gary Shuchuk	25	2	4	6	16						
GOALTENDER											
PLAYER	GP	MIN	GA	SO	EN	SA	S%	AVG	W-L-OT		
Robb Stauber	31	1,735	111	0	1	987	.887	3.84	15-8-4		
Kelly Hrudey	50	2,718	175	2	4	1,552	.887	3.86	18-21-6		
Rick Knickle	10	532	35	0	0	292	.880	3.95	6-4-0		
Dave Goverde	2	98	13	0	1	51	.745	7.96	0-2-0		
Empty Net Goals			6			6					
Team Totals	84	5,100	340	2	6	2,888	.882	4.00	39-35-10		

RESULTS

1 Oct. 6 @	Calgary	5-4 OT	W	1-0-0	19,461	43 Jan. 12 @	Ottawa	3-2	W	22-16-5	10,500
2 Oct. 8	DETROIT	3-5	L	1-1-0	16,005	44 Jan. 14 @	New Jersey	1-7	L	22-17-5	13,586
3 Oct. 10	WINNIPEG	6-3	W	2-1-0	14,509	45 Jan. 16	WINNIPEG	2-5	L	22-18-5	16,005
4 Oct. 13	SAN JOSE	2-1	W	3-1-0	14,320	46 Jan. 19 @	Edmonton	5-4	W	23-18-5	16,686
5 Oct. 15	CALGARY	4-0	W	4-1-0	15,133	47 Jan. 21	VANCOUVER	4-5	L	23-19-5	16,005
6 Oct. 17	BOSTON	8-6	W	5-1-0	16,005	48 Jan. 23	NY RANGERS	3-8	L	23-20-5	16,005
7 Oct. 20 @	Calgary	2-6	L	5-2-0	19,169	49 Jan. 26	SAN JOSE	7-1	W	24-20-5	16,005
8 Oct. 23 @	Winnipeg	2-4	L	5-3-0	12,924	50 Jan. 28	CALGARY	1-2	L	24-21-5	16,005
9 Oct. 24 @	Minnesota	5-5	T	5-3-1	15,174	51 Jan. 30	CHICAGO	2-2	T	24-21-6	16,005
10 Oct. 27 @	NY Islanders	4-3	W	6-3-1	10,259	52 Feb. 2 @	Quebec	2-3	L	24-22-6	14,843
11 Oct. 29 @	Boston	3-8	L	6-4-1	14,448	53 Feb. 3 @	Montreal	2-7	L	24-23-6	17,164
12 Oct. 31 @	Hartford	7-1	W	7-4-1	9,244	54 Feb. 9	EDMONTON	3-6	L	24-24-6	16,005
13 Nov. 5	NEW JERSEY	5-2	W	8-4-1	14,592	55 Feb. 11	DETROIT	6-6	T	24-24-7	16,005
14 Nov. 7	BUFFALO	5-2	W	9-4-1	16,005	56 Feb. 13	WASHINGTON	3-10	L	24-25-7	16,005
15 Nov. 8 @	San Jose	11-4	W	10-4-1	11,089	57 Feb. 15	VANCOUVER	3-0	W	25-25-7	16,005
16 Nov. 10 @	Winnipeg	4-4	T	10-4-2	12,831	58 Feb. 16 @	Minnesota	10-5	W	26-25-7	14,911
17 Nov. 12	VANCOUVER	7-4	W	11-4-2	15,486	59 Feb. 18 @	Chicago	2-7	L	26-26-7	17,597
18 Nov. 14	EDMONTON	6-2	W	12-4-2	16,005	60 Feb. 20 @	Washington	3-7	L	26-27-7	17,812
19 Nov. 16 @	Vancouver	3-6	L	12-5-2	15,896	61 Feb. 22 @	Tampa Bay	5-2	W	27-27-7	10,425
20 Nov. 17 @	San Jose	0-6	L	12-6-2	11,089	62 Feb. 25 @	St. Louis	0-3	L	27-28-7	13,473
21 Nov. 19	CHICAGO	4-1	W	13-6-2	16,005	63 Feb. 27	TORONTO	2-4	L	27-29-7	16,005
22 Nov. 21	TORONTO	6-4	W	14-6-2	16,005	64 Mar. 2	CALGARY	6-2	W	28-29-7	16,005
23 Nov. 25 @	Edmonton	3-1	W	15-6-2	13,636	65 Mar. 4	OTTAWA	8-6	W	29-29-7	16,005
24 Nov. 27 @	Detroit	5-3	W	16-6-2	19,875	66 Mar. 6	EDMONTON	6-1	W	30-29-7	16,005
25 Nov. 28 @	Toronto	2-3	L	16-7-2	15,720	67 Mar. 9 @	NY Rangers	3-4	L	30-30-7	18,200
26 Dec. 1 @	Chicago*	6-3	W	17-7-2	16,292	68 Mar. 11 @	Pittsburgh	3-4 OT	L	30-31-7	16,164
27 Dec. 3	PITTSBURGH	5-3	W	18-7-2	16,005	69 Mar. 15 @	Buffalo	4-2	W	31-31-7	13,799
28 Dec. 5	HARTFORD	7-3	W	19-7-2	16,005	70 Mar. 16	WINNIPEG	8-4	W	32-31-7	16,005
29 Dec. 8	Montreal*	5-5	T	19-7-3	12,272	71 Mar. 18	NY ISLANDERS	7-4	W	33-31-7	16,005
30 Dec. 10	QUEBEC	4-5	L	19-8-3	15,221	72 Mar. 20	ST. LOUIS	3-2	W	34-31-7	16,005
31 Dec. 12	ST. LOUIS	6-3	W	20-8-3	16,005	73 Mar. 24 @	Vancouver	2-6	L	34-32-7	16,150
32 Dec. 15	TAMPA BAY	2-3	L	20-9-3	15,753	74 Mar. 26 @	Edmonton	4-1	W	35-32-7	17,503
33 Dec. 18 @	Edmonton	5-5	T	20-9-4	15,257	75 Mar. 28 @	Winnipeg	3-3	T	35-32-8	15,566
34 Dec. 19 @	Calgary	3-5	L	20-10-4	20,214	76 Mar. 29 @	Detroit	9-3	W	36-32-8	19,875
35 Dec. 22	VANCOUVER	2-6	L	20-11-4	16,005	77 Mar. 31 @	Toronto	5-5	T	36-32-9	15,720
36 Dec. 26 @	San Jose	2-7	L	20-12-4	11,089	78 Apr. 1 @	Philadelphia	3-1	W	37-32-9	17,380
37 Dec. 29	PHILADELPHIA	2-10	L	20-13-4	16,005	79 Apr. 3	MINNESOTA	0-3	L	37-33-9	16,005
38 Dec. 31 @	Vancouver	0-4	L	20-14-4	16,150	80 Apr. 6	CALGARY	3-3	T	37-33-10	16,005
39 Jan. 2	MONTREAL	5-5	T	20-14-5	16,005	81 Apr. 8	SAN JOSE	2-1	W	38-33-10	16,005
40 Jan. 6	TAMPA BAY	3-6	L	20-15-5	16,005	82 Apr. 10 @	San Jose	3-2 OT	W	39-33-10	11,089
41 Jan. 8 @	Winnipeg	3-6	L	20-16-5	14,036	83 Apr. 13 @	Vancouver	4-7	L	39-34-10	16,150
42 Jan. 10 @	Chicago	5-4	W	21-16-5	17,705	84 Apr. 15	VANCOUVER	6-8	L	39-35-10	16,005

KINGS 1993-94 SEASON IN REVIEW

Record: 27-45-12 (66 points)
Pacific Division Finish: 5th

General Manager: Nick Beverley
Head Coach: Barry Melrose
Captain: Wayne Gretzky

SCORING											
PLAYER	GP	G	A	PTS	PIM	PLAYER	GP	G	A	PTS	PIM
Wayne Gretzky	81	38	92	130	20	Gary Shuchuk	56	3	4	7	30
Luc Robitaille	83	44	42	86	86	Dominic Lavoie	8	3	3	6	2
Jari Kurri	81	31	46	77	48	Brian McReynolds	20	1	3	4	4
Rob Blake	84	20	48	68	137	Mark Hardy	16	0	3	3	27
Alexei Zhitnik	81	12	40	52	101	Dan Currie	5	1	1	2	0
Mike Donnelly	81	21	21	42	34	Jim Paek	18	1	1	2	10
Tomas Sandstrom	51	17	24	41	59	Phil Crowe	31	0	2	2	77
Darryl Sydor	84	8	27	35	94	Keith Redmond	12	1	0	1	20
John Druce	55	14	17	31	50	Brent Thompson	24	1	0	1	81
Pat Conacher	77	15	13	28	71	Bob Jay	3	0	1	1	0
Shawn McEachern	49	8	13	21	24	Guy Leveque	5	0	1	1	2
Tony Granato	50	7	14	21	150	Rob Murphy	8	0	1	1	22
Warren Rychel	80	10	9	19	322	Kelly Hrudey	64	0	1	1	6
Robert Lang	32	9	10	19	10	Dave Goverde	1	0	0	0	0
Charlie Huddy	79	5	13	18	71	Justin Hocking	1	0	0	0	0
Jimmy Carson	25	4	7	11	2	Marc Potvin	3	0	0	0	26
Kevin Todd	12	3	8	11	8	Rick Knickle	4	0	0	0	0
Marty McSorley	18	4	6	10	55	Dave Thomsonlin	7	0	0	0	21
Tim Watters	60	1	9	10	67	Donald Dufresne	9	0	0	0	10
Dixon Ward	34	6	2	8	45	Robb Stauber	22	0	0	0	18
Doug Houda	54	2	6	8	165	Team PIM					14
Dave Taylor	33	4	3	7	28	Team Totals	84	294	491	785	2,017
GOALTENDER											
PLAYER	GP	MIN	GA	SO	EN	SA	S%	AVG	W-L-OT		
Rick Knickle	4	174	9	0	2	71	.873	3.10	1-2-0		
Robb Stauber	22	1,144	65	1	2	706	.908	3.41	4-11-5		
Kelly Hrudey	64	3,713	228	1	9	2,219	.897	3.68	22-31-7		
Dave Goverde	1	60	7	0	0	37	.811	7.00	0-1-0		
Empty Net Goals			13			13					
Team Totals	84	5,124	322	2	13	3,046	.894	3.77	27-45-12		

RESULTS

1 Oct. 6	VANCOUVER	2-5	L	0-1-0	16,005	43 Jan. 15 @	New Jersey	5-3	W	18-21-4	19,040
2 Oct. 9	DETROIT	10-3	W	1-1-0	16,005	44 Jan. 16 @	Philadelphia	2-5	L	18-22-4	17,380
3 Oct. 10	SAN JOSE	5-2	W	2-1-0	13,018	45 Jan. 18 @	Dallas	3-5	L	18-23-4	16,914
4 Oct. 12	NY ISLANDERS	7-5	W	3-1-0	14,035	46 Jan. 24 @	Calgary*	3-3	T	18-23-5	16,005
5 Oct. 14	EDMONTON	4-4	T	3-1-1	14,813	47 Jan. 25	WINNIPEG	4-4	T	18-23-6	14,684
6 Oct. 16	CALGARY	8-4	W	4-1-1	16,005	48 Jan. 27	NY RANGERS	4-5 OT	L	18-24-6	16,005
7 Oct. 19 @	Florida	2-2	T	4-1-2	14,317	49 Jan. 29	ANAHEIM	5-1	W	19-24-6	16,005
8 Oct. 20 @	Tampa Bay	4-3	W	5-1-2	21,536	50 Jan. 31	Vancouver	1-3	L	19-25-6	16,040
9 Oct. 22 @	Washington	3-6	L	5-2-2	17,017	51 Feb. 2 @	Edmonton	4-6	L	19-26-6	14,238
10 Oct. 24 @	NY Rangers	2-3	L	5-3-2	18,200	52 Feb. 5	CALGARY	4-5 OT	L	19-27-6	16,005
11 Oct. 26 @	NY Islanders	0-7	L	5-4-2	11,417	53 Feb. 9	CHICAGO	4-2	W	20-27-6	16,0

KINGS 1994-95 SEASON IN REVIEW

Record: 16-23-9 (41 points)

Pacific Division Finish: 4th

General Manager: Sam McMaster

Head Coach: Barry Melrose (13-21-7/

Rogie Vachon (3-2-2)

Captain: Wayne Gretzky

SCORING											
PLAYER	GP	G	A	PTS	PIM	PLAYER	GP	G	A	PTS	PIM
Wayne Gretzky	48	11	37	48	6	Troy Crowder	29	1	2	3	99
Rick Tocchet	36	18	17	35	70	Mike Donnelly	9	1	1	2	4
Dan Quinn	44	14	17	31	32	Sean O'Donnell	15	0	2	2	49
Jari Kurri	38	10	19	29	24	Jeff Shevalier	1	1	0	1	0
Tony Granato	33	13	11	24	68	Philippe Boucher	6	1	0	1	4
Darryl Sydor	48	4	19	23	36	Matt Johnson	14	1	0	1	102
Marty McSorley	41	3	18	21	83	Arto Blomsten	4	0	1	1	0
John Druce	43	15	5	20	20	Charlie Huddy	9	0	1	1	6
Randy Burridge	38	4	15	19	8	Pauli Jaks	1	0	0	0	0
Michel Petit	40	5	12	17	84	Eric Lavigne	1	0	0	0	0
Eric Lacroix	45	9	7	16	54	Robb Stauber	1	0	0	0	0
Pat Conacher	48	7	9	16	12	Dave Thominson	1	0	0	0	0
Robert Lang	36	4	8	12	4	Tim Watters	1	0	0	0	0
Rob Blake	24	4	7	11	38	Rob Brown	2	0	0	0	0
Kevin Todd	33	3	8	11	12	Jamie Storr	5	0	0	0	0
Gary Shuchuk	22	3	6	9	6	Warren Rychel	7	0	0	0	19
Rob Cowie	32	2	7	9	20	Grant Fuhr	14	0	0	0	2
Chris Snell	32	2	7	9	22	Denis Tsygurov	21	0	0	0	11
Alexei Zhitnik	11	2	5	7	27	Kelly Hrudey	35	0	0	0	0
Yanic Perreault	26	2	5	7	20	Team PIM					18
Kevin Brown	23	2	3	5	18	Team Totals	48	142	249	391	978
GOALTENDER	GP	MIN	GA	SO	EN	SA	S%	AVG	W-L-OT		
Pauli Jaks	1	40	2	0	0	25	.920	3.00	0-0-0		
Kelly Hrudey	35	1,894	99	0	3	1,099	.910	3.14	14-13-5		
Jamie Storr	5	263	17	0	1	152	.888	3.88	1-3-1		
Grant Fuhr	14	698	47	0	3	379	.876	4.04	1-7-3		
Robb Stauber	1	16	2	0	0	6	.667	7.50	0-0-0		
Empty Net Goals			7			7					
Team Totals	48	2,925	174	0	7	1,668	.896	3.57	16-23-9		

RESULTS

1 Jan. 20	TORONTO	3-3	T	0-0-1	16,005	25 Mar. 16	ST. LOUIS	2-2	T	8-12-5	15,432
2 Jan. 22	EDMONTON	3-4	L	0-1-1	13,160	26 Mar. 18	TORONTO	3-5	L	8-13-5	16,005
3 Jan. 24	DALLAS	2-4	L	0-2-1	12,358	27 Mar. 20	ST. LOUIS	5-3	W	9-13-5	14,393
4 Jan. 26 @	St. Louis	1-3	L	0-3-1	20,282	28 Mar. 21 @	Anaheim	3-3	T	9-13-6	17,174
5 Jan. 28	WINNIPEG	4-2	W	1-3-1	15,115	29 Mar. 25	SAN JOSE	1-3	L	9-14-6	16,005
6 Jan. 29	CHICAGO	3-6	L	1-4-1	13,241	30 Mar. 26 @	San Jose	7-3	W	10-14-6	17,190
7 Feb. 4	DETROIT	4-3	W	2-4-1	16,005	31 Mar. 28 @	Calgary	5-3	W	11-14-6	19,647
8 Feb. 5	ANAHEIM	2-3	L	2-5-1	16,005	32 Mar. 29 @	Vancouver	2-5	L	11-15-6	13,861
9 Feb. 7 @	St. Louis	5-5	T	2-5-2	18,420	33 Apr. 1	WINNIPEG	7-7	T	11-15-7	16,005
10 Feb. 11 @	Toronto	5-2	W	3-5-2	15,746	34 Apr. 3	EDMONTON	7-2	W	12-15-7	16,005
11 Feb. 12 @	DETROIT	4-4	T	3-5-3	19,875	35 Apr. 6	DALLAS	3-2	W	13-15-7	15,125
12 Feb. 15 @	Dallas	3-1	W	4-5-3	16,924	36 Apr. 7 @	Calgary	4-7	L	13-16-7	20,230
13 Feb. 17	SAN JOSE	0-2	L	4-6-3	16,005	37 Apr. 9 @	Anaheim	1-5	L	13-17-7	17,174
14 Feb. 18	VANCOUVER	2-6	L	4-7-3	16,005	38 Apr. 12	CALGARY	1-4	L	13-18-7	16,005
15 Feb. 20 @	Vancouver	2-8	L	4-8-3	13,423	39 Apr. 16 @	San Jose	0-2	L	13-19-7	17,190
16 Feb. 23	CALGARY	3-3	T	4-8-4	15,206	40 Apr. 17 @	Calgary	2-5	L	13-20-7	20,010
17 Feb. 25 @	Edmonton	4-3	W	5-8-4	16,945	41 Apr. 19 @	Edmonton	0-2	L	13-21-7	15,403
18 Feb. 28	CHICAGO	4-8	L	5-9-4	15,824	42 Apr. 21	EDMONTON	3-3	T	13-21-8	15,624
19 Mar. 4	VANCOUVER	4-5	L	5-10-4	16,005	43 Apr. 23	ANAHEIM	2-2	T	13-21-9	16,005
20 Mar. 6 @	Dallas	2-8	L	5-11-4	16,415	44 Apr. 25	DETROIT	5-1	W	14-21-9	16,005
21 Mar. 9 @	Chicago	4-3	W	6-11-4	21,356	45 Apr. 28 @	San Jose	0-4	L	14-22-9	17,190
22 Mar. 11 @	Winnipeg	4-2	W	7-11-4	15,255	46 Apr. 30	ANAHEIM	2-1	W	15-22-9	16,005
23 Mar. 13 @	Toronto	4-1	W	8-11-4	15,746	47 May 2 @	Winnipeg	2-1	W	16-22-9	15,562
24 Mar. 14 @	Detroit	2-5	L	8-12-4	19,875	48 May 3 @	Chicago	1-5	L	16-23-9	20,874

KINGS 1995-96 SEASON IN REVIEW

Record: 24-40-18 (66 points)

Pacific Division Finish: 6th

General Manager: Sam McMaster

Head Coach: Larry Robinson

Captain: Wayne Gretzky

SCORING											
PLAYER	GP	G	A	PTS	PIM	PLAYER	GP	G	A	PTS	PIM
Wayne Gretzky	62	15	66	81	32	Denis Tsygurov	18	1	5	6	22
Dimitri Khristich	76	27	37	64	44	Barry Potomski	33	3	2	5	104
Vitali Yachmenev	80	19	34	53	16	Steven Finn	50	3	2	5	102
Yanic Perreault	78	25	24	49	16	Ian Laperriere	10	2	3	5	15
Kevin Todd	74	16	27	43	38	Jan Vopat	11	1	4	5	4
Jari Kurri	57	17	23	40	37	Rob Blake	6	1	2	3	8
Rick Tocchet	44	13	23	36	117	Steve Larouche	7	1	2	3	4
Tony Granato	49	17	18	35	46	Shane Churla	11	1	2	3	37
Eric Lacroix	72	16	16	32	110	Jaroslav Modry	9	0	3	3	6
Marty McSorley	59	10	21	31	148	Patrice Tardif	15	1	1	2	37
Philippe Boucher	53	7	16	23	31	Kevin Brown	7	1	0	1	4
Robert Lang	68	6	16	22	10	Troy Crowder	15	1	0	1	42
John Druce	64	9	12	21	14	Doug Zmolek	16	1	0	1	22
John Slaney	31	6	11	17	10	Arto Blomsten	2	0	1	1	0
Gary Shuchuk	33	4	10	14	12	Michel Petit	9	0	1	1	27
Kevin Stevens	20	3	10	13	22	Mattias Norstrom	11	0	1	1	18
Darryl Sydor	58	1	11	12	34	Matt Johnson	1	0	0	0	5
Vladimir Tsyplakov	23	5	5	10	4	Ruslan Batyrshin	2	0	0	0	6
Rob Cowie	46	5	5	10	32	Dan Bylsma	4	0	0	0	0
Craig Johnson	11	5	4	9	6	Jamie Storr	5	0	0	0	0
Pat Conacher	35	5	2	7	18	Kelly Hrudey	36	0	0	0	4
Sean O'Donnell	71	2	5	7	127	Byron Dafoe	47	0	0	0	6
Aki Berg	51	0	7	7	29	Team PIM					18
Ray Ferraro	11	4	2	6	10	Team Totals	82	256	438	694	1,460
Nathan LaFayette	12	2	4	6	6						
GOALTENDER											
PLAYER	GP	MIN	GA	SO	EN	SA	S%	AVG	W-L-OT		
Jamie Storr	5	262	12	0	0	147	.918	2.75	3-1-0		
Kelly Hrudey	36	2,077	113	0	2	1,214	.907	3.26	7-15-10		
Byron Dafoe	47	2,666	172	1	3	1,539	.888	3.87	14-24-8		
Empty Net Goals			5			5					
Team Totals	82	5,025	302	1	5	2,905	.896	3.61	24-40-18		

RESULTS

1	Oct. 7	COLORADO	4-2	W	1-0-0	16,005	42	Jan. 8 @	Dallas	4-4	T	16-16-10	15,283
2	Oct. 10	CHICAGO	6-5	OT W	2-0-0	12,202	43	Jan. 10 @	Toronto	4-5	L	16-17-10	15,746
3	Oct. 12	VANCOUVER	7-7	T	2-0-1	13,486	44	Jan. 12 @	Detroit	2-3	L	16-18-10	19,983
4	Oct. 15 @	Vancouver	3-3	T	2-0-2	19,024	45	Jan. 14 @	Chicago	2-5	L	16-19-10	21,850
5	Oct. 18	PHILADELPHIA	1-1	T	2-0-3	15,452	46	Jan. 16	CALGARY	5-5	T	16-19-11	12,235
6	Oct. 20 @	Washington	7-4	W	3-0-3	18,130	47	Jan. 22 @	NY Rangers	1-3	L	16-20-11	18,200
7	Oct. 21 @	Pittsburgh	3-2	OT W	4-0-3	17,181	48	Jan. 23 @	New Jersey	1-3	L	16-21-11	19,040
8	Oct. 23 @	Montreal	3-6	L	4-1-3	16,811	49	Jan. 25 @	Hartford	2-8	L	16-22-11	13,757
9	Oct. 26 @	Ottawa	4-5	L	4-2-3	10,575	50	Jan. 27	ANAHEIM	5-4	W	17-22-11	15,629
10	Oct. 28 @	Toronto	2-2	T	4-2-4	15,746	51	Jan. 31	HARTFORD	4-6	L	17-23-11	11,775
11	Oct. 31	CALGARY	1-2	L	4-3-4	11,241	52	Feb. 1 @	San Jose	6-6	T	17-23-12	17,190
12	Nov. 2	NY RANGERS	5-3	W	5-3-4	14,358	53	Feb. 3 @	Calgary	1-2	L	17-24-12	18,923
13	Nov. 4	NEW JERSEY	2-4	L	5-4-4	15,540	54	Feb. 6	CHICAGO	2-5	L	17-25-12	13,832
14	Nov. 7 @	St. Louis	1-0	W	6-4-4	16,640	55	Feb. 8	TORONTO	4-3	W	18-25-12	12,159
15	Nov. 8 @	Dallas	3-3	T	6-4-5	16,713	56	Feb. 10	SAN JOSE	1-6	L	18-26-12	12,735
16	Nov. 11	PITTSBURGH	3-2	W	7-4-5	16,005	57	Feb. 13 @	Detroit	4-9	L	18-27-12	19,983
17	Nov. 13 @	Anaheim	4-2	W	8-4-5	17,174	58	Feb. 14 @	Buffalo	2-2	T	18-27-13	13,526
18	Nov. 14	DETROIT	5-6	L	8-5-5	14,154	59	Feb. 17	ANAHEIM	1-2	OT L	18-28-13	16,005
19	Nov. 16	NY ISLANDERS	9-2	W	9-5-5	13,427	60	Feb. 19	BOSTON	3-3	T	18-28-14	13,714
20	Nov. 18	FLORIDA	3-2	W	10-5-5	13,346	61	Feb. 21 @	Edmonton	2-7	L	18-29-14	13,537
21	Nov. 21 @	Philadelphia	2-5	L	10-6-5	17,380	62	Feb. 23 @	Colorado	2-6	L	18-30-14	16,061
22	Nov. 22 @	NY Islanders	2-5	L	10-7-5	11,532	63	Feb. 24 @	St. Louis	2-2	T	18-30-15	20,141
23	Nov. 24 @	Boston	1-2	L	10-8-5	17,565	64	Feb. 26 @	Winnipeg	3-4	L	18-31-15	13,107
24	Nov. 26 @	Florida	1-5	L	10-9-5	14,703	65	Feb. 28	TAMPA BAY	1-5	L	18-32-15	11,405
25	Nov. 27 @	Tampa Bay	0-2	L	10-10-5	16,415	66	Mar. 2	MONTREAL	4-4	W	19-32-15	14,377
26	Nov. 30	WASHINGTON	3-2	W	11-10-5	12,305	67	Mar. 6	EDMONTON	3-2	W	20-32-15	11,401
27	Dec. 2	DALLAS	2-2	T	11-10-6	13,864	68	Mar. 8 @	Anaheim	4-2	W	21-32-15	22,005
28	Dec. 6	WINNIPEG	6-3	W	12-10-6	12,105	69	Mar. 10 @	Chicago	2-3	L	21-33-17	21,015
29	Dec. 8	ST. LOUIS	1-2	L	12-11-1	14,203	70	Mar. 13	BUFFALO	2-6	L	21-34-17	12,235
30	Dec. 11 @	Calgary	2-6	L	12-12-6	17,349	71	Mar. 16	EDMONTON	2-5	L	21-35-15	17,758
31	Dec. 13	OTTAWA	6-2	W	13-12-6	11,221	72	Mar. 18	ST. LOUIS	1-3	L	21-36-15	16,005
32	Dec. 16	TORONTO	3-6	L	13-13-6	14,363	73	Mar. 20	COLORADO	2-5	L	21-37-15	11,801
33	Dec. 20	VANCOUVER	2-2	T	13-13-7	13,175	74	Mar. 23	DALLAS	4-4	T	21-37-16	12,645
34	Dec. 22 @	San Jose	3-4	L	13-14-7	17,190	75	Mar. 25 @	Vancouver	1-4	L	21-38-16	18,422
35	Dec. 23	COLORADO	2-2	T	13-14-8	14,673	76	Mar. 27 @	Edmonton	3-3	T	21-38-17	11,888
36	Dec. 27	ANAHEIM	7-1	W	14-14-8	16,005	77	Mar. 29 @	Calgary	4-3	W	22-38-17	18,280
37	Dec. 29 @	Edmonton	4-5	OT L	14-15-8	16,437	78	Apr. 3	DETROIT	2-2	T	22-38-18	14,663
38	Dec. 31 @	Anaheim	2-2	T	14-15-9	17,174	79	Apr. 6	VANCOUVER	2-4	L	22-39-18	13,864
39	Jan. 3	WINNIPEG	4-5	L	14-16-9	12,675	80	Apr. 10	SAN JOSE	6-2	W	23-39-18	12,862
40	Jan. 5 @	San Jose	5-2	W	15-16-9	17,190	81	Apr. 12 @	Winnipeg	3-5	L	23-40-18	15,567
41	Jan. 6	SAN JOSE	7-5	W	16-16-9	14,701	82	Apr. 14 @	Colorado	5-4	OT W	24-40-18	16,061

KINGS 1996-97 SEASON IN REVIEW

Record: 28-43-11 (67 points)

Pacific Division Finish: 6th

General Manager: Sam McMaster

Head Coach: Larry Robinson

Captain: Rob Blake

SCORING

PLAYER	GP	G	A	PTS	PIM	PLAYER	GP	G	A	PTS	PIM
Dimitri Khristich	75	19	37	56	38	Craig Johnson	31	4	3	7	26
Ray Ferraro	81	25	21	46	112	Brent Grieve	18	4	2	6	15
Ed Olczyk	67	21	23	44	45	Jaroslav Modry	30	3	3	6	25
Vladimir Tsyplakov	67	16	23	39	12	Barry Potomski	26	3	2	5	93
Kevin Stevens	69	14	20	34	96	Steven Finn	54	2	3	5	84
Vitali Yachmenev	65	10	22	32	10	Nathan LaFayette	15	1	3	4	8
Rob Blake	62	8	23	31	82	Matt Johnson	52	1	3	4	194
Kai Nurminen	67	16	11	27	22	Petr Klima	8	0	4	4	2
Yanic Perreault	41	11	14	25	20	Neal Broten	19	0	4	4	0
Philippe Boucher	60	7	18	25	25	Paul DiPietro	6	1	0	1	6
Ian Laperriere	62	8	15	23	102	Doug Zmolek	57	1	0	1	116
Mattias Norstrom	80	1	21	22	84	J.C. Bergeron	1	0	0	0	0
Sean O'Donnell	55	5	12	17	144	Chris Marinucci	1	0	0	0	0
Brad Smyth	44	8	8	16	74	Jason Morgan	3	0	0	0	0
John Slaney	32	3	11	14	4	Jamie Storr	5	0	0	0	0
Jeff Shevalier	29	4	9	13	6	Steve McKenna	5	0	0	0	37
Roman Vopat	29	4	5	9	60	Byron Dafeo	40	0	0	0	0
Jan Vopat	33	4	5	9	22	Stephane Fiset	44	0	0	0	2
Dan Bylsma	79	3	6	9	32	Team PIM					8
Glen Murray	11	5	3	8	8	Team Totals	82	214	340	554	1,638
Aki Berg	41	2	6	8	24						

GOALTENDER	GP	MIN	GA	SO	EN	SA	S%	AVG	W-L-OT
Jamie Storr	5	265	11	0	1	147	.925	2.49	2-1-1
Byron Dafeo	40	2,162	112	0	4	1,178	.905	3.11	13-17-5
Stephane Fiset	44	2,482	132	4	4	1,410	.906	3.19	13-24-5
J.C. Bergeron	1	56	4	0	0	35	.886	4.30	0-1-0
Empty Net Goals			9			9			
Team Totals	82	4,985	268	4	9	2,779	.904	3.23	28-43-11

RESULTS

1 Oct. 4	NY ISLANDERS	1-0	W	1-0-0	15,757	42 Jan. 9	BUFFALO	6-3	W	15-23-4	11,293
2 Oct. 6	SAN JOSE	6-7 OT	L	1-1-0	10,114	43 Jan. 11	ST. LOUIS	2-1	W	16-23-4	13,945
3 Oct. 9 @	Montreal	3-6	L	1-2-0	10,218	44 Jan. 14 @	Detroit	3-3	T	16-23-5	19,983
4 Oct. 10 @	Philadelphia	4-5 OT	L	1-3-0	18,110	45 Jan. 15 @	Toronto	3-2	W	17-23-5	15,726
5 Oct. 12 @	Washington	4-3	W	2-3-0	12,297	46 Jan. 21	NEW JERSEY	1-4	L	17-24-5	11,511
6 Oct. 15	PHILADELPHIA	3-2	W	3-3-0	10,505	47 Jan. 22 @	San Jose	2-7	L	17-25-5	17,422
7 Oct. 17	BOSTON	4-2	W	4-3-0	9,806	48 Jan. 25	ANAHEIM	2-2	T	17-25-6	16,005
8 Oct. 20 @	Chicago	1-2	L	4-4-0	16,794	49 Jan. 27 @	Dallas	2-7	L	17-26-6	15,306
9 Oct. 21 @	Detroit	0-3	L	4-5-0	19,849	50 Jan. 29 @	Colorado	3-6	L	17-27-6	16,061
10 Oct. 24	EDMONTON	2-8	L	4-6-0	10,195	51 Jan. 30	HARTFORD	5-3	W	18-27-6	11,036
11 Oct. 26	CALGARY	0-0	T	4-6-1	12,787	52 Feb. 2	CHICAGO	2-3	L	18-28-6	14,135
12 Oct. 29 @	Toronto	5-2	W	5-6-1	15,489	53 Feb. 3 @	Calgary	3-2	W	19-28-6	16,328
13 Oct. 30 @	Ottawa	2-2	T	5-6-2	13,053	54 Feb. 5 @	San Jose	2-3	L	19-29-6	17,442
14 Nov. 2 @	Hartford	3-2	W	6-6-2	13,425	55 Feb. 9 @	Dallas	1-2 OT	L	19-30-6	15,751
15 Nov. 4 @	Boston	4-4	T	6-6-3	13,291	56 Feb. 11 @	Colorado	1-3	L	19-31-6	16,061
16 Nov. 7	MONTREAL	4-1	W	7-6-3	10,273	57 Feb. 13	TORONTO	4-4	T	19-31-7	9,189
17 Nov. 8 @	Anaheim	4-7	L	7-7-3	17,174	58 Feb. 15	EDMONTON	2-2	T	19-31-8	10,027
18 Nov. 14	TORONTO	4-1	W	8-7-3	12,162	59 Feb. 17	DALLAS	1-2	L	19-32-8	11,854
19 Nov. 17 @	Chicago	4-2	W	9-7-3	18,584	60 Feb. 18 @	Phoenix	1-6	L	19-33-8	15,828
20 Nov. 19 @	Tampa Bay	0-3	L	9-8-3	16,456	61 Feb. 20	ANAHEIM	3-1	W	20-33-8	12,184
21 Nov. 20 @	Florida	1-4	L	9-9-3	14,703	62 Feb. 22	VANCOUVER	4-0	W	21-33-8	12,420
22 Nov. 23	DETROIT	0-6	L	9-10-3	16,005	63 Feb. 25	COLORADO	3-1	W	22-33-8	10,832
23 Nov. 27 @	Edmonton	5-1	W	10-10-3	14,039	64 Feb. 27	EDMONTON	6-3	W	23-33-8	12,115
24 Nov. 28 @	Calgary	0-2	L	10-11-3	15,367	65 Mar. 1 @	Vancouver	3-0	W	24-33-8	17,492
25 Nov. 30	CHICAGO	3-5	L	10-12-3	16,005	66 Mar. 4 @	Edmonton	1-4	L	24-34-8	14,671
26 Dec. 3 @	Phoenix	4-1	W	11-12-3	14,223	67 Mar. 6	NY RANGERS	2-6	L	24-35-8	16,005
27 Dec. 5	TAMPA BAY	1-2	L	11-13-3	11,610	68 Mar. 8	OTTAWA	3-1	W	25-35-8	12,086
28 Dec. 7	COLORADO	4-2	W	12-13-3	12,217	69 Mar. 10	DETROIT	3-3	T	25-35-9	10,663
29 Dec. 10	PITTSBURGH	3-5	L	12-14-3	11,558	70 Mar. 13	ST. LOUIS	2-4	L	25-36-9	9,597
30 Dec. 12	CALGARY	1-5	L	12-15-3	9,620	71 Mar. 15	CALGARY	2-5	L	25-37-9	15,135
31 Dec. 14	WASHINGTON	4-4	T	12-15-4	10,354	72 Mar. 19 @	Anaheim	2-6	L	25-38-9	17,174
32 Dec. 17 @	NY Islanders	3-4	L	12-16-4	8,824	73 Mar. 22	SAN JOSE	2-1	W	26-38-9	15,083
33 Dec. 18 @	NY Rangers	0-4	L	12-17-4	18,200	74 Mar. 24 @	Vancouver	2-2	T	26-38-10	15,076
34 Dec. 20 @	Buffalo	2-6	L	12-18-4	15,702	75 Mar. 27 @	St. Louis	1-2	L	26-39-10	16,453
35 Dec. 22 @	St. Louis	4-7	L	12-19-4	14,813	76 Mar. 29 @	Pittsburgh	1-4	L	26-40-10	17,135
36 Dec. 26	PHOENIX	5-2	W	13-19-4	12,560	77 Mar. 30 @	New Jersey	2-5	L	26-41-10	15,099
37 Dec. 28	COLORADO	2-5	L	13-20-4	13,388	78 Apr. 3	PHOENIX	4-5	L	26-42-10	13,111
38 Dec. 30 @	Edmonton	1-2	L	13-21-4	15,954	79 Apr. 5	DALLAS	3-3	T	26-42-11	11,509
39 Jan. 2 @	Vancouver	3-4	L	13-22-4	16,125	80 Apr. 9 @	Anaheim	1-4	L	26-43-11	17,174
40 Jan. 4	FLORIDA	0-5	L	13-23-4	12,227	81 Apr. 12	SAN JOSE	4-1	W	27-43-11	15,764
41 Jan. 7	VANCOUVER	6-2	W	14-23-4	9,548	82 Apr. 13 @	Colorado	4-2	W	28-43-11	16,061

KINGS 1997-98 SEASON IN REVIEW

Record: 38-33-11 (87 points)

Pacific Division Finish: 2nd

General Manager: Dave Taylor

Head Coach: Larry Robinson

Captain: Rob Blake

SCORING

PLAYER	GP	G	A	PTS	PIM	PLAYER	GP	G	A	PTS	PIM
Jozef Stumpel	77	21	58	79	53	Steve McKenna	62	4	4	8	150
Glen Murray	81	29	31	60	54	Doug Zmolek	46	0	8	8	111
Vladimir Tsyplakov	73	18	34	52	18	Aki Berg	72	0	8	8	61
Rob Blake	81	23	27	50	94	Donald MacLean	22	5	2	7	4
Yanic Perreault	79	28	20	48	32	Matt Johnson	66	2	4	6	249
Luc Robitaille	57	16	24	40	66	Jan Vopat	21	1	5	6	10
Craig Johnson	74	17	21	38	42	Brad Smyth	9	1	3	4	4
Garry Galley	74	9	28	37	63	Roman Vopat	25	0	3	3	55
Sandy Moger	62	11	13	24	70	Jason Morgan	11	1	0	1	4
Ian Laperriere	77	6	15	21	131	Vitali Yachmenev	4	0	1	1	4
Russ Courtnall	58	12	6	18	27	Stephane Fiset	60	0	1	1	8
Sean O'Donnell	80	2	15	17	179	Olli Jokinen	8	0	0	0	6
Philippe Boucher	45	6	10	16	49	Frederic Chabot	12	0	0	0	0
Ray Ferraro	40	6	9	15	42	Jamie Storr	17	0	0	0	0
Mattias Norstrom	73	1	12	13	90	Team PIM					22
Dan Bylsma	65	3	9	12	33	Team Totals	82	227	374	601	1,763
Nathan LaFayette	34	5	3	8	32						

GOALTENDER	GP	MIN	GA	SO	EN	SA	S%	AVG	W-L-OT
Jamie Storr	17	920	34	2	0	482	.929	2.22	9-5-1
Stephane Fiset	60	3,497	158	2	4	1,728	.909	2.71	26-25-8
Frederic Chabot	12	554	29	0	0	267	.891	3.14	3-3-2
Empty Net Goals			4			4			
Team Totals	82	4,990	225	4	4	2,481	.909	2.71	38-33-11

RESULTS

1	Oct. 1 @	Pittsburgh	3-3	T	0-0-1	14,879	42	Jan. 5 @	Vancouver	2-3	L	17-18-7	14,549
2	Oct. 2 @	Boston	5-6	L	0-1-1	12,946	43	Jan. 8	BUFFALO	2-2	T	17-18-8	10,364
3	Oct. 5 @	NY Rangers	2-2	T	0-1-2	18,200	44	Jan. 10	EDMONTON	3-4	L	17-19-8	16,005
4	Oct. 7 @	Carolina	3-3	T	0-1-3	6,083	45	Jan. 12	ANAHEIM	3-2 OT	W	18-19-8	16,005
5	Oct. 9 @	St. Louis	2-3 OT	L	0-2-3	12,563	46	Jan. 14 @	San Jose	4-2	W	19-19-8	17,066
6	Oct. 12	OTTAWA	7-4	W	1-2-3	16,005	47	Jan. 20	CALGARY	4-3	W	20-19-8	10,367
7	Oct. 15	BOSTON	3-5	L	1-3-3	10,268	48	Jan. 22	FLORIDA	3-1	W	21-19-8	12,920
8	Oct. 17	PHILADELPHIA	5-1	W	2-3-3	15,771	49	Jan. 24 @	Anaheim	3-3	T	21-19-9	17,174
9	Oct. 19	EDMONTON	2-3 OT	L	2-4-3	11,279	50	Jan. 29	CALGARY	5-3	W	22-19-9	9,586
10	Oct. 21	NY ISLANDERS	3-2	W	3-4-3	9,222	51	Jan. 31	CHICAGO	3-0	W	23-19-9	16,005
11	Oct. 23	DETROIT	1-4	L	3-5-3	12,120	52	Feb. 2 @	Edmonton	0-1	L	23-20-9	14,403
12	Oct. 26 @	Tampa Bay	3-1	W	4-5-3	13,044	53	Feb. 3 @	Calgary	6-3	W	24-20-9	15,815
13	Oct. 28 @	Florida	2-2	T	4-5-4	14,703	54	Feb. 5	NY RANGERS	3-1	W	25-20-9	16,005
14	Oct. 31 @	Detroit	5-1	W	5-5-4	19,983	55	Feb. 7 @	Anaheim	5-2	W	26-20-9	17,174
15	Nov. 1 @	NY Islanders	2-4	L	5-6-4	11,276	56	Feb. 25 @	Detroit	1-1	T	26-20-10	19,983
16	Nov. 4	New Jersey	3-0	W	6-6-4	16,512	57	Feb. 26 @	Chicago	7-4	W	27-20-10	18,226
17	Nov. 6	TAMPA BAY	5-2	W	7-6-4	10,761	58	Feb. 28	ST. LOUIS	2-5	L	27-21-10	16,005
18	Nov. 8	MONTREAL	1-4	L	7-7-4	16,005	59	Mar. 2	VANCOUVER	2-2	T	27-21-11	12,385
19	Nov. 11	VANCOUVER	8-2	W	8-7-4	9,541	60	Mar. 5	CAROLINA	1-2	L	27-22-11	10,541
20	Nov. 13	SAN JOSE	6-3	W	9-7-4	9,629	61	Mar. 7	DETROIT	2-1	W	28-22-11	15,718
21	Nov. 15	DALLAS	1-5	L	9-8-4	13,492	62	Mar. 9	ANAHEIM	4-3 OT	W	29-22-11	12,671
22	Nov. 20	CHICAGO	4-3	W	10-8-4	10,303	63	Mar. 10	Phoenix	4-3	W	30-22-11	16,210
23	Nov. 23 @	Colorado	2-1 OT	W	11-8-4	16,061	64	Mar. 12	TORONTO	1-2	L	30-23-11	10,298
24	Nov. 26 @	Dallas	1-4	L	11-9-4	16,103	65	Mar. 14	COLORADO	5-2	W	31-23-11	15,867
25	Nov. 27 @	St. Louis	2-2	T	11-9-5	17,499	66	Mar. 16 @	San Jose	1-2	L	31-24-11	17,013
26	Nov. 29	NEW JERSEY	4-1	W	12-9-5	16,005	67	Mar. 17	DALLAS	3-4	L	31-25-11	10,047
27	Dec. 3 @	Montreal	0-2	L	12-10-5	19,722	68	Mar. 21	PHOENIX	3-2	W	32-25-11	14,687
28	Dec. 4 @	Ottawa	2-3	L	12-11-5	14,108	69	Mar. 24 @	San Jose	4-3	W	33-25-11	17,483
29	Dec. 6 @	Toronto	2-7	L	12-12-5	15,726	70	Mar. 26	SAN JOSE	2-5	L	33-26-11	12,820
30	Dec. 9	PITTSBURGH	1-2	L	12-13-5	12,055	71	Mar. 28 @	Calgary	2-5	L	33-27-11	16,998
31	Dec. 13	WASHINGTON	2-2	T	12-13-6	12,940	72	Mar. 30 @	Toronto	3-2	W	34-27-11	15,726
32	Dec. 15 @	Vancouver	0-7	L	12-14-6	15,401	73	Apr. 1 @	Buffalo	0-4	L	34-28-11	15,444
33	Dec. 18	TORONTO	5-2	W	13-14-6	9,803	74	Apr. 2 @	Philadelphia	0-3	L	34-29-11	19,612
34	Dec. 20 @	Calgary	4-1	W	14-14-6	15,873	75	Apr. 4	Washington	2-3	L	34-30-11	15,522
35	Dec. 22 @	Chicago	1-0	W	15-14-6	18,095	76	Apr. 6 @	Colorado	3-1	W	35-30-11	16,061
36	Dec. 23 @	Colorado	1-5	L	15-15-6	16,061	77	Apr. 9	EDMONTON	0-4	L	35-31-11	14,450
37	Dec. 27	PHOENIX	2-4	L	15-16-6	16,005	78	Apr. 11	COLORADO	4-3	W	36-31-11	16,005
38	Dec. 29	VANCOUVER	5-2	W	16-16-6	13,137	79	Apr. 13	CALGARY	4-2	W	37-31-11	12,049
39	Dec. 31 @	Dallas	2-2	T	16-16-7	16,928	80	Apr. 15 @	Vancouver	2-0	W	38-31-11	15,239
40	Jan. 1 @	Phoenix	0-4	L	16-17-7	16,210	81	Apr. 16	ST. LOUIS	3-7	L	38-32-11	12,646
41	Jan. 4 @	Edmonton	3-2	W	17-17-7	16,266	82	Apr. 18	ANAHEIM	1-4	L	38-33-11	16,005

KINGS 1998-99 SEASON IN REVIEW

Record: 32-45-5 (69 points)
Pacific Division Finish: 5th

General Manager: Dave Taylor
Head Coach: Larry Robinson
Captain: Rob Blake

SCORING										
PLAYER	GP	G	A	PTS	PIM	PLAYER	GP	G	A	PTS
Luc Robitaille	82	39	35	74	54	Josh Green	27	1	3	4
Donald Audette	49	18	18	36	51	Mark Visheau	28	1	3	4
Rob Blake	62	12	23	35	128	Matt Johnson	49	2	1	3
Jozef Stumpel	64	13	21	34	10	Dave Babych	8	0	2	2
Glen Murray	61	16	15	31	36	Jason Blake	1	1	0	1
Ray Ferraro	65	13	18	31	59	Jan Nemecek	6	1	0	1
Yanic Perreault	64	10	17	27	30	Steve McKenna	20	1	0	1
Vladimir Tsyglakov	69	11	12	23	32	Jaroslav Modry	5	0	1	1
Steve Duchesne	60	4	19	23	22	Sean Pronger	13	0	1	1
Olli Jokinen	66	9	12	21	44	Manny Legace	17	0	1	1
Craig Johnson	69	7	12	19	32	Eric Lacroix	27	0	1	1
Russ Courtnall	57	6	13	19	19	Jamie Storr	28	0	1	1
Pavel Rosa	29	4	12	16	6	Brandon Convery	3	0	0	0
Garry Galley	60	4	12	16	30	Roman Vopat	3	0	0	0
Doug Bodger	65	3	11	14	34	Ryan Bach	3	0	0	0
Sean O'Donnell	82	1	13	14	186	Jason Podollan	6	0	0	0
Ian Laperriere	72	3	10	13	138	Dan Bylsma	8	0	0	0
Philippe Boucher	45	2	6	8	32	Stephane Fiset	42	0	0	0
Mattias Norstrom	78	2	5	7	36	Team PIM				14
Sandy Moger	42	3	2	5	26	Team Totals	82	189	302	491
Nathan LaFayette	33	2	2	4	35					1,383
GOALTENDER										
PLAYER	GP	MIN	GA	SO	EN	SA	S%	AVG	W-L-OT	
Jamie Storr	28	1,525	61	4	3	724	.916	2.40	12-12-2	
Stephane Fiset	42	2,403	104	3	2	1,217	.914	2.60	18-21-1	
Manny Legace	17	899	39	0	5	439	.911	2.60	2-9-2	
Ryan Bach	3	108	8	0	0	66	.879	4.45	0-3-0	
Empty Net Goals			10			10				
Team Totals	82	4,960	222	7	10	2,456	.910	2.69	32-45-5	

RESULTS

1	Oct. 10 @	Edmonton	2-1	W	1-0-0	17,100	42	Jan. 14	CALGARY	3-0	W	16-22-4	10,334
2	Oct. 12 @	Vancouver	2-4	L	1-1-0	16,071	43	Jan. 16	PITTSBURGH	1-5	L	16-23-4	16,005
3	Oct. 16	BOSTON	2-1 OT	W	2-1-0	16,005	44	Jan. 19	COLORADO	4-5	L	16-24-4	9,692
4	Oct. 18	COLORADO	5-5	T	2-1-1	11,294	45	Jan. 21	NEW JERSEY	2-3	L	16-25-4	11,267
5	Oct. 21 @	Florida	1-1	T	2-1-2	17,367	46	Jan. 27 @	Dallas	2-3	L	16-26-4	16,928
6	Oct. 23 @	Tampa Bay	2-3	L	2-2-2	8,708	47	Jan. 29 @	Washington	6-3	W	17-26-4	18,965
7	Oct. 25 @	Carolina	3-2	W	3-2-2	5,569	48	Jan. 30 @	Buffalo	1-4	L	17-27-4	18,595
8	Oct. 27 @	NY Islanders	0-1	L	3-3-2	9,084	49	Feb. 1 @	Philadelphia	2-4	L	17-28-4	19,553
9	Oct. 28 @	New Jersey	4-0	W	4-3-2	15,008	50	Feb. 4	CHICAGO	3-2	W	18-28-4	11,737
10	Oct. 30	TAMPA BAY	0-3	L	4-4-2	10,968	51	Feb. 6	SAN JOSE	2-0	W	19-28-4	13,434
11	Nov. 1	PHOENIX	0-3	L	4-5-2	12,073	52	Feb. 20 @	Phoenix	0-3	L	19-29-4	14,377
12	Nov. 5	ST. LOUIS	2-2	T	4-5-3	10,496	53	Feb. 11	PHILADELPHIA	4-3	W	20-29-4	13,878
13	Nov. 7	DALLAS	3-4	L	4-6-3	13,329	54	Feb. 13	DALLAS	2-3	L	20-30-4	12,702
14	Nov. 9 @	Vancouver	4-3	W	5-6-3	13,906	55	Feb. 15	ANAHEIM	1-3	L	20-31-4	14,664
15	Nov. 10 @	Calgary	4-5 OT	L	5-7-3	15,247	56	Feb. 18	EDMONTON	3-2	W	21-31-4	11,287
16	Nov. 12	NASHVILLE	1-3	L	5-8-3	9,956	57	Feb. 20 @	Calgary	2-2	T	21-31-5	16,758
17	Nov. 14	CAROLINA	3-5	L	5-9-3	10,990	58	Feb. 22 @	St. Louis	1-5	L	21-32-5	16,182
18	Nov. 16 @	Anaheim	1-3	L	5-10-3	16,067	59	Feb. 24 @	Detroit	3-2 OT	W	22-32-5	19,983
19	Nov. 18 @	San Jose	4-5	L	5-11-3	16,703	60	Feb. 26 @	Chicago	2-1	W	23-32-5	18,364
20	Nov. 19	NY RANGERS	1-5	L	5-12-3	16,005	61	Feb. 28 @	Dallas	0-1	L	23-33-5	16,928
21	Nov. 21	CHICAGO	5-0	W	6-12-3	12,011	62	Mar. 3 @	Anaheim	1-2	L	23-34-5	17,174
22	Nov. 28	PHOENIX	0-4	L	6-13-3	13,008	63	Mar. 4	NASHVILLE	3-4	L	23-35-5	9,686
23	Nov. 30 @	Montreal	1-3	L	6-14-3	20,415	64	Mar. 6	CALGARY	1-4	L	23-36-5	14,451
24	Dec. 2 @	Toronto	1-3	L	6-15-3	15,726	65	Mar. 9	DETROIT	4-2	W	24-36-5	13,741
25	Dec. 3 @	Ottawa	1-3	L	6-16-3	15,351	66	Mar. 13	VANCOUVER	3-1	W	25-36-5	14,348
26	Dec. 5	DETROIT	3-4	L	6-17-3	16,005	67	Mar. 15	OTTAWA	4-0	W	26-36-5	12,640
27	Dec. 9	WASHINGTON	2-1	W	7-17-3	9,816	68	Mar. 18	ANAHEIM	2-4	L	26-37-5	12,037
28	Dec. 12	VANCOUVER	3-0	W	8-17-3	13,844	69	Mar. 20	FLORIDA	4-3	W	27-37-5	14,551
29	Dec. 13 @	Anaheim	0-3	L	8-18-3	17,174	70	Mar. 21 @	Phoenix	1-4	L	27-38-5	15,129
30	Dec. 17	NY ISLANDERS	4-5 OT	L	8-19-3	9,872	71	Mar. 25	DALLAS	1-2	L	27-39-5	14,888
31	Dec. 19 @	St. Louis	2-5	L	8-20-3	16,621	72	Mar. 28 @	Colorado	2-7	L	27-40-5	16,061
32	Dec. 20 @	Chicago	4-1	W	9-20-3	15,429	73	Mar. 30 @	Boston	2-1 OT	W	28-40-5	15,083
33	Dec. 22 @	Pittsburgh	3-0	W	10-20-3	13,171	74	Mar. 31 @	Detroit	1-2	L	28-41-5	19,983
34	Dec. 26	PHOENIX	1-2	L	10-21-3	13,898	75	Apr. 3 @	Nashville	2-3	L	28-42-5	17,298
35	Dec. 28 @	Phoenix	4-2	W	11-21-3	16,210	76	Apr. 5 @	Colorado	1-4	L	28-43-5	16,061
36	Dec. 30	SAN JOSE	5-1	W	12-21-3	10,918	77	Apr. 8	SAN JOSE	3-2	W	29-43-5	12,785
37	Jan. 2	COLORADO	4-2	W	13-21-3	13,553	78	Apr. 11 @	Dallas	2-6	L	29-44-5	16,928
38	Jan. 5 @	Edmonton	4-3 OT	W	14-21-3	14,370	79	Apr. 12 @	Nashville	4-3	W	30-44-5	17,298
39	Jan. 7	BUFFALO	4-2	W	15-21-3	10,821	80	Apr. 15	ANAHEIM	4-3 OT	W	31-44-5	14,669
40	Jan. 9	EDMONTON	1-1	T	15-21-4	14,936	81	Apr. 16 @	San Jose	2-0	W	32-44-5	17,483
41	Jan. 11 @	San Jose	0-4	L	15-22-4	16,503	82	Apr. 18	ST. LOUIS	2-3	L	32-45-5	16,005

KINGS 1999-2000 SEASON IN REVIEW

Record: 39-27-12-4 (94 points)
Pacific Division Finish: 2nd

General Manager: Dave Taylor
Head Coach: Andy Murray
Captain: Rob Blake

SCORING										
PLAYER	GP	G	A	PTS	PIM	PLAYER	GP	G	A	PTS
Luc Robitaille	71	36	38	74	68	Bob Corkum	45	5	6	11
Ziggy Palffy	64	27	39	66	32	Jaroslav Modry	26	5	4	9
Glen Murray	78	29	33	62	60	Dan Bylsma	64	3	6	9
Jozef Stumpel	57	17	41	58	10	Frantisek Kaberle	37	0	9	9
Rob Blake	77	18	39	57	112	Steve McKenna	46	0	5	5
Bryan Smolinski	79	20	36	56	48	Kelly Buchberger	13	2	1	3
Donald Audette	49	12	20	32	45	Nelson Emerson	5	1	1	2
Garry Galley	70	9	21	30	52	Stephane Fiset	47	0	2	4
Craig Johnson	76	9	14	23	28	Jason Podollan	1	0	1	1
Jason Blake	64	5	18	23	26	Jamie Storr	42	0	1	1
Ian Laperriere	79	9	13	22	185	Philippe Boucher	1	0	0	0
Marko Tuomainen	63	9	8	17	80	Bill Huard	1	0	0	0
Jere Karalahti	48	6	10	16	18	Jan Nemecek	1	0	0	0
Aki Berg	70	3	13	16	45	Steven Reinprecht	1	0	0	0
Sean O'Donnell	80	2	12	14	114	Pavel Rosa	3	0	0	0
Mattias Norstrom	82	1	13	14	66	Marcel Cousineau	5	0	0	0
Vladimir Tsyglakov	29	6	7	13	4	Team PIM				4
Len Barrie	46	5	8	13	56	Team Totals	82	245	425	670
Brad Chartrand	50	6	6	12	17					1,313
GOALTENDER										
PLAYER	GP	MIN	GA	SO	EN	SA	S%	AVG	W-L-OT	
Marcel Cousineau	5	171	6	0	0	64	.906	2.11	1-1-0	
Jamie Storr	42	2,206	93	1	5	1,008	.908	2.53	18-15-5	
Stephane Fiset	47	2,592	119	1	5	1,208	.901	2.75	20-15-7	
Empty Net Goals			10			10				
Team Totals	82	4,997	228	2	10	2,290	.900	2.74	39-27-12-4	

RESULTS

1	Oct. 2 @	Nashville	2-0	W	1-0-0-0	17,113	42	Jan. 13	ST. LOUIS	2-3	L	18-15-7-2	16,278
2	Oct. 4 @	St. Louis	3-2	W	2-0-0-0	13,571	43	Jan. 15 @	San Jose	2-3 OT	L	18-15-7-3	17,483
3	Oct. 6 @	Florida	2-4	L	2-1-0-0	13,751	44	Jan. 18	BUFFALO	5-3	W	19-15-7-3	14,458
4	Oct. 7 @	Tampa Bay	5-2	W	3-1-0-0	10,614	45	Jan. 20	DALLAS	2-5	L	19-16-7-3	14,369
5	Oct. 9 @	Washington	2-2	T	3-1-1-0	17,155	46	Jan. 23	COLORADO	3-2	W	20-16-7-3	18,118
6	Oct. 15 @	Calgary	4-1	W	4-1-1-0	12,866	47	Jan. 26 @	Dallas	1-3	L	20-17-7-3	13,171
7	Oct. 16 @	Edmonton	4-5	L	4-2-1-0	16,094	48	Jan. 27 @	Nashville	6-2	W	21-17-7-3	16,062
8	Oct. 20	BOSTON	2-2	T	4-2-2-0	18,118	49	Jan. 29 @	Toronto	2-3	L	21-18-7-3	19,217
9	Oct. 22	PHOENIX	3-6	L	4-3-2-0	16,752	50	Jan. 31	NY ISLANDERS	5-2	W	22-18-7-3	14,913
10	Oct. 24	SAN JOSE	4-3	W	5-3-2-0	15,270	51	Feb. 3	DETROIT	6-3	W	23-18-7-3	18,118
11	Oct. 26	WASHINGTON	5-2	W	6-3-2-0	13,169	52	Feb. 8	ANAHEIM	3-5	L	23-19-7-3	18,118
12	Oct. 28	PITTSBURGH	5-3	W	7-3-2-0	14,779	53	Feb. 9 @	Phoenix	5-2	W	24-19-7-3	14,029
13	Oct. 30 @	Chicago	3-1	W	8-3-2-0	14,694	54	Feb. 11	DALLAS	3-2	W	25-19-7-3	18,118
14	Nov. 2 @	Pittsburgh	5-4	W	9-3-2-0	14,272	55	Feb. 14	CALGARY	4-3 OT	W	26-19-7-3	14,455
15	Nov. 3 @	Detroit	1-1	T	9-3-3-0	19,983	56	Feb. 16 @	Chicago	4-1	W	27-19-7-3	13,817
16	Nov. 6	PHILADELPHIA	3-5	L	9-4-3-0	18,118	57	Feb. 18 @	Detroit	3-2	W	28-19-7-3	19,983
17	Nov. 9	EDMONTON	1-1	T	9-4-4-0	13,282	58	Feb. 19 @	Buffalo	1-4	L	28-20-7-3	16,690
18	Nov. 11	COLORADO	5-2	W	10-4-4-0	14,323	59	Feb. 21 @	Edmonton	3-6	L	28-21-7-3	14,615
19	Nov. 14 @	Phoenix	3-2	W	11-4-4-0	13,171	60	Feb. 23 @	Calgary	7-2	W	29-21-7-3	14,665
20	Nov. 16	CHICAGO	3-2	W	12-4-4-0	12,980	61	Feb. 25 @	Vancouver	5-2	W	30-21-7-3	15,006
21	Nov. 18	PHOENIX	2-3	L	12-5-4-0	13,406	62	Feb. 26 @	San Jose	3-6	L	30-22-7-3	17,483
22	Nov. 20	MONTREAL	3-5	L	12-6-4-0	18,118	63	Feb. 29	VANCOUVER	1-1	T	30-22-8-3	15,666
23	Nov. 23 @	Colorado	6-2	W	13-6-4-0	18,004	64	Mar. 2	CAROLINA	2-5	L	30-23-8-3	15,424
24	Nov. 24 @	Dallas	2-3 OT	L	13-6-4-1	17,001	65	Mar. 4	NASHVILLE	3-2 OT	W	31-23-8-3	18,118
25	Nov. 27	SAN JOSE	4-1	W	14-6-4-1	18,118	66	Mar. 7	DETROIT	1-3	L	31-24-8-3	18,118
26	Dec. 3 @	Anaheim	1-1	T	14-6-5-1	17,174	67	Mar. 9	NY RANGERS	3-1	W	32-24-8-3	18,118
27	Dec. 4	TAMPA BAY	3-3	T	14-6-6-1	17,407	68	Mar. 11	CALGARY	3-1	W	33-24-8-3	18,118
28	Dec. 8	ATLANTA	4-0	W	15-6-6-1	15,210	69	Mar. 13	VANCOUVER	3-2 OT	W	34-24-8-3	17,309
29	Dec. 10 @	Detroit	1-3	L	15-7-6-1	19,983	70	Mar. 15 @	Anaheim	2-2	T	34-24-9-3	17,174
30	Dec. 11 @	Montreal	4-2	W	16-7-6-1	19,250	71	Mar. 17	ST. LOUIS	0-4	L	34-25-9-3	18,118
31	Dec. 14 @	New Jersey	1-7	L	16-8-6-1	10,807	72	Mar. 19	NASHVILLE	1-2 OT	L	34-25-9-4	17,920
32	Dec. 15 @	NY Rangers	3-8	L	16-9-6-1	18,200	73	Mar. 21	ANAHEIM	2-5	L	34-26-9-4	17,494
33	Dec. 18	CHICAGO	4-8	L	16-10-6-1	18,118	74	Mar. 23 @	Philadelphia	3-2 OT	W	35-26-9-4	16,995
34	Dec. 22 @	San Jose	1-2	L	16-11-6-1	17,483	75	Mar. 25 @	Boston	4-2	T	35-26-10-4	17,565
35	Dec. 26	PHOENIX	2-3 OT	L	16-11-6-2	18,118	76	Mar. 26 @	Atlanta	4-1	W	36-26-10-4	15,857
36	Dec. 29 @	Colorado	2-4	L	16-12-6-2	18,007	77	Mar. 29	SAN JOSE	1-1	T	36-26-11-4	18,118
37	Dec. 30	EDMONTON	8-2	W	17-12-6-2	18,118	78	Apr. 1	ANAHEIM	2-1	W	37-27-11-4	18,118
38	Jan. 3 @	Dallas	1-4	L	17-13-6-2	17,001	79	Apr. 3 @	Phoenix	1-2	L	37-27-11-4	14,378
39	Jan. 4 @	St. Louis	2-2	T	17-13-7-2	16,302	80	Apr. 5 @	Vancouver	1-1	T	37-27-12-4	17,257
40	Jan. 6	FLORIDA	4-2	W	18-13-7-2	14,114	81	Apr. 7	DALLAS	3-2	W	38-27-12-4	18,118
41	Jan. 11	OTTAWA	3-4	L	18-14-7-2	14,224	82	Apr. 9 @	Anaheim	4-3 OT	W	39-27-12-4	17,174

KINGS 2000-01 SEASON IN REVIEW

Record: 38-28-13-3 (92 points)
Pacific Division Finish: 3rd

General Manager: Dave Taylor
Head Coach: Andy Murray
Captain: Rob Blake

SCORING

PLAYER	GP	G	A	PTS	PIM	PLAYER	GP	G	A	PTS	PIM
Ziggy Palffy	73	38	51	89	20	Stu Grimson	72	3	2	5	235
Luc Robitaille	82	37	51	88	66	Aaron Miller	13	0	5	5	14
Bryan Smolinski	78	27	32	59	40	Scott Thomas	24	3	1	4	9
Jozef Stumpel	63	16	39	55	14	Tomas Vlasak	10	1	3	4	2
Mathieu Schneider	73	16	35	51	56	Jason Blake	17	1	3	4	10
Rob Blake	54	17	32	49	69	Aki Berg	47	0	4	4	43
Glen Murray	64	18	21	39	32	Felix Potvin	23	0	3	3	2
Lubomir Visnovsky	81	7	32	39	36	Brad Chartrand	4	1	0	1	2
Steven Reinprecht	59	12	17	29	12	Steve Kelly	11	1	0	1	4
Nelson Emerson	78	11	11	22	54	Marko Tuomainen	11	0	1	1	4
Eric Belanger	62	9	12	21	16	Travis Scott	1	0	0	0	0
Kelly Buchberger	82	6	14	20	75	Rich Brennan	2	0	0	0	0
Jaroslav Modry	63	4	15	19	48	Andreas Lilja	2	0	0	0	4
Ian Laperriere	79	8	10	18	141	Stephane Fiset	7	0	0	0	2
Mattias Norstrom	82	0	18	18	60	Adam Mair	10	0	0	0	6
Bob Corkum	58	4	6	10	18	Steve Passmore	14	0	0	0	0
Craig Johnson	26	4	5	9	16	Jamie Storr	45	0	0	0	4
Jere Karalahti	56	2	7	9	38	Team PIM					20
Adam Deadmarsh	18	4	2	6	4	Team Totals	82	252	436	688	1,196
Philippe Boucher	22	2	4	6	20						

GOALTENDER	GP	MIN	GA	SO	EN	SA	S%	AVG	W-L-OT
Felix Potvin	23	1,410	46	5	0	571	.919	1.96	13-5-5
Jamie Storr	45	2,498	114	4	7	1,131	.899	2.74	19-18-6
Steve Passmore	14	718	37	1	2	310	.881	3.09	3-8-1
Stephane Fiset	7	318	19	0	0	129	.853	3.58	3-0-1
Travis Scott	1	25	3	0	0	10	.700	7.20	0-0-0
Empty Net Goals			9			9			
Team Totals	82	4,995	228	10	9	2,160	.894	2.74	38-28-13-3

RESULTS

1 Oct. 6 @ Washington	4-1	W	1-0-0-0	18,082	42 Jan. 6	CALGARY	5-0	W	18-16-7-1	18,118
2 Oct. 7 @ Buffalo	3-5	L	1-1-0-0	14,325	43 Jan. 11	BUFFALO	3-2	W	19-16-7-1	15,496
3 Oct. 9 @ Columbus	7-1	W	2-1-0-0	18,136	44 Jan. 13	ST. LOUIS	2-4	L	19-17-7-1	18,460
4 Oct. 11 @ ST. LOUIS	4-4	T	2-1-1-0	18,118	45 Jan. 16 @	Ottawa	7-6 OT	W	20-17-7-1	18,264
5 Oct. 13 BOSTON	5-0	W	3-1-1-0	14,352	46 Jan. 17 @	Toronto	2-1	W	21-17-7-1	19,266
6 Oct. 15 PHOENIX	5-6	L	3-2-1-0	14,457	47 Jan. 20 @	Carolina	6-3	W	22-17-7-1	13,009
7 Oct. 17 @ Nashville	1-1	T	3-2-2-0	13,594	48 Jan. 22 @	Philadelphia	0-3	L	22-18-7-1	19,578
8 Oct. 19 @ St. Louis	1-7	L	3-3-2-0	18,906	49 Jan. 25	CALGARY	0-3	L	22-19-7-1	13,616
9 Oct. 21 @ Dallas	3-4	L	3-4-2-0	17,001	50 Jan. 27	MINNESOTA	1-4	L	22-20-7-1	18,118
10 Oct. 23 @ Anaheim	5-4 OT	W	4-4-2-0	14,098	51 Jan. 30	DALLAS	8-0	W	23-20-7-1	15,146
11 Oct. 25 ANAHEIM	6-2	W	5-4-2-0	18,118	52 Feb. 1	NASHVILLE	4-6	L	23-21-7-1	12,639
12 Oct. 28 @ Phoenix	1-3	L	5-5-2-0	14,113	53 Feb. 6	CHICAGO	3-3	T	23-21-8-1	13,527
13 Oct. 31 @ Columbus	1-4	L	5-6-2-0	15,025	54 Feb. 8	CAROLINA	4-2	W	24-21-8-1	13,884
14 Nov. 2 @ Atlanta	5-2	W	6-6-2-0	13,255	55 Feb. 10	WASHINGTON	3-4	L	24-22-8-1	18,118
15 Nov. 4 @ New Jersey	2-1	W	7-6-2-0	13,704	56 Feb. 12	EDMONTON	3-6	L	24-23-8-1	14,059
16 Nov. 5 @ NY Islanders	4-1	W	8-6-2-0	10,281	57 Feb. 14 @	Dallas	2-4	L	24-24-8-1	17,001
17 Nov. 7 PHOENIX	3-3	T	8-6-3-0	13,557	58 Feb. 16 @	Minnesota	4-0	W	25-24-8-1	18,568
18 Nov. 9 VANCOUVER	2-0	W	9-6-3-0	13,045	59 Feb. 18 @	Chicago	0-3	L	25-25-8-1	16,054
19 Nov. 11 DETROIT	2-2	T	9-6-4-0	18,360	60 Feb. 20 @	Edmonton	0-5	L	25-26-8-1	16,349
20 Nov. 16 NY ISLANDERS	5-1	W	10-6-4-0	14,744	61 Feb. 22 @	Calgary	2-0	W	26-26-8-1	16,830
21 Nov. 18 COLORADO	6-4	W	11-6-4-0	18,118	62 Feb. 24	COLUMBUS	3-1	W	27-26-8-1	18,118
22 Nov. 23 NEW JERSEY	1-6	L	11-7-4-0	14,351	63 Feb. 27 @	Nashville	2-1	W	28-26-8-1	16,337
23 Nov. 25 @ Pittsburgh	2-2	T	11-7-5-0	16,958	64 Mar. 1 @	Chicago	2-2	T	28-26-9-1	12,936
24 Nov. 26 @ Boston	4-4	T	11-7-6-0	13,108	65 Mar. 3	DETROIT	6-3	W	29-26-9-1	18,477
25 Nov. 28 @ NY Rangers	6-7	L	11-8-6-0	18,200	66 Mar. 4 @	Anaheim	0-4	L	29-27-9-1	17,174
26 Dec. 2 MINNESOTA	3-2	W	12-8-6-0	16,270	67 Mar. 6	MONTREAL	4-3	W	30-27-9-1	14,404
27 Dec. 3 @ Anaheim	0-4	L	12-9-6-0	17,174	68 Mar. 8	NASHVILLE	4-1	W	31-27-9-1	14,856
28 Dec. 7 DALLAS	5-2	W	13-9-6-0	14,425	69 Mar. 10	CHICAGO	2-2	T	31-27-10-1	18,118
29 Dec. 9 @ Edmonton	4-2	W	14-9-6-0	16,619	70 Mar. 14 @	San Jose	4-1	W	32-27-10-1	17,496
30 Dec. 10 @ Vancouver	2-1	W	15-9-6-0	17,063	71 Mar. 17	SAN JOSE	1-0 OT	W	33-27-10-1	18,118
31 Dec. 14 NY RANGERS	5-5	T	15-9-7-0	18,118	72 Mar. 19	PHOENIX	6-2	W	34-27-10-1	17,061
32 Dec. 16 TAMPA BAY	3-4	L	15-10-7-0	15,576	73 Mar. 21	EDMONTON	0-7	L	34-28-10-1	15,666
33 Dec. 19 ATLANTA	6-7 OT	L	15-10-7-1	13,823	74 Mar. 24	ANAHEIM	3-3	T	34-28-11-1	18,118
34 Dec. 21 @ Colorado	2-5	L	15-11-7-1	18,007	75 Mar. 26	SAN JOSE	0-0	T	34-28-12-1	15,276
35 Dec. 22 @ Minnesota	3-4	L	15-12-7-1	18,564	76 Mar. 27 @	San Jose	2-3 OT	L	34-28-12-2	17,496
36 Dec. 26 SAN JOSE	1-2	L	15-13-7-1	18,460	77 Mar. 29	COLUMBUS	3-0	W	35-28-12-2	15,582
37 Dec. 28 @ St. Louis	5-2	W	16-13-7-1	19,903	78 Mar. 31	COLORADO	4-0	W	36-28-12-2	18,118
38 Dec. 29 @ Dallas	4-1	W	17-13-7-1	17,001	79 Apr. 2	VANCOUVER	3-1	W	37-28-12-2	18,118
39 Dec. 31 @ Detroit	1-2	L	17-14-7-1	19,995	80 Apr. 3 @	Phoenix	2-2	T	37-28-13-2	15,912
40 Jan. 2 @ Colorado	2-6	L	17-15-7-1	18,007	81 Apr. 5 @	Vancouver	2-3 OT	L	37-28-13-3	18,422
41 Jan. 4 FLORIDA	3-4	L	17-16-7-1	14,137	82 Apr. 7 @	Calgary	3-2	W	38-28-13-3	17,139

KINGS 2001-02 SEASON IN REVIEW

Record: 40-27-11-4 (95 points)
Pacific Division Finish: 3rd

General Manager: Dave Taylor
Head Coach: Andy Murray
Captain: Mattias Norstrom

SCORING

PLAYER	GP	G	A	PTS	PIM	PLAYER	GP	G	A	PTS	PIM
Jason Allison	73	19	55	74	68	Randy Robitaille	18	4	3	7	17
Adam Deadmarsh	76	29	33	62	71	Jaroslav Bednar	22	4	2	6	8
Ziggy Palffy	63	32	27	59	26	Cliff Ronning	14	1	4	5	8
Jaroslav Modry	80	4	38	42	65	Andreas Lilja	26	1	4	5	22
Bryan Smolinski	80	13	25	38	56	Jozef Stumpel	9	1	3	4	4
Steve Heinze	73	15	16	31	46	Ken Belanger	43	2	0	2	85
Mathieu Schneider	55	7	23	30	68	Rob Valicevic	17	1	1	2	8
Philippe Boucher	80	7	23	30	94	Adam Mair	18	1	1	2	57
Craig Johnson	72	13	14	27	24	Steve Kelly	8	0	1	1	2
Eric Belanger	53	8	16	24	21	Jere Karalahti	30	0	1	1	29
Ian Laperriere	81	8	14	22	125	Felix Potvin	71	0	1	1	19
Lubomir Visnovsky	72	4	17	21	14	Ted Donato	2	0	0	0	2
Mikko Eloranta	71	9	9	18	54	Kip Brennan	3	0	0	0	0
Aaron Miller	74	5	12	17	54	Ryan Flinn	4	0	0	0	22
Brad Chartrand	46	7	9	16	40	Jamie Storr	19	0	0	0	4
Kelly Buchberger	74	6	7	13	105	Team PIM					16
Glen Murray	9	6	5	11	0	Team Totals	82	214	375	589	1,348
Mattias Norstrom	79	2	9	11	38						
Nelson Emerson	41	5	2	7	25						

GOALTENDER	GP	MIN	GA	SO	EN	SA	S%	AVG	W-L-OT
Jamie Storr	19	886	28	2	2	360	.922	1.90	9-4-3
Felix Potvin	71	4,071	157	6	3	1,686	.907	2.31	31-27-8
Empty Net Goals			5			5			
Team Totals	82	4,989	190	8	5	2,051	.907	2.29	40-27-11-4

RESULTS

1	Oct. 4	PHOENIX	2-2	T	0-0-1-0	18,210	42	Jan. 7 @	New Jersey	3-2	W	17-16-7-2	13,638
2	Oct. 7	MINNESOTA	3-4	L	0-1-1-0	14,354	43	Jan. 9 @	NY Rangers	4-0	W	18-16-7-2	18,200
3	Oct. 9 @	Dallas	1-2	L	0-2-1-0	18,532	44	Jan. 10 @	Boston	0-5	L	18-17-7-2	14,528
4	Oct. 11 @	St. Louis	6-5	W	1-2-1-0	19,565	45	Jan. 12 @	San Jose	3-2	W	19-17-7-2	17,296
5	Oct. 13	TAMPA BAY	0-1	L	1-3-1-0	17,114	46	Jan. 15	NASHVILLE	2-0	W	20-17-7-2	15,702
6	Oct. 16	WASHINGTON	2-3 OT	L	1-3-1-1	13,492	47	Jan. 17	BUFFALO	4-2	W	21-17-7-2	16,698
7	Oct. 18	ANAHEIM	4-1	W	2-3-1-1	13,916	48	Jan. 19	NY ISLANDERS	2-3	L	21-18-7-2	18,152
8	Oct. 20 @	Detroit	2-3	L	2-4-1-1	20,058	49	Jan. 21 @	Anaheim	4-2	W	22-18-7-2	17,079
9	Oct. 23 @	Columbus	7-1	W	3-4-1-1	18,136	50	Jan. 24	MINNESOTA	4-1	W	23-18-7-2	15,917
10	Oct. 25 @	Tampa Bay	0-3	L	3-5-1-1	12,957	51	Jan. 26	COLORADO	2-4	L	23-19-7-2	18,332
11	Oct. 26 @	Florida	2-3	L	3-6-1-1	18,093	52	Jan. 28 @	Colorado	6-4	W	24-19-7-2	18,007
12	Oct. 28 @	Carolina	2-3 OT	L	3-6-1-2	14,355	53	Jan. 30 @	Minnesota	2-0	W	25-19-7-2	18,658
13	Oct. 30 @	Chicago	1-5	L	3-7-1-2	10,135	54	Feb. 4	PHILADELPHIA	1-3	L	25-20-7-2	18,118
14	Nov. 1	CHICAGO	2-3	L	3-8-1-2	13,857	55	Feb. 7	CAROLINA	2-1	W	26-20-7-2	15,960
15	Nov. 3	ATLANTA	4-1	W	4-8-1-2	14,278	56	Feb. 8 @	Phoenix	5-6 OT	L	26-20-7-3	16,210
16	Nov. 8	CALGARY	2-3	L	4-9-1-2	14,459	57	Feb. 11	DALLAS	2-1	W	27-20-7-3	18,118
17	Nov. 10	DETROIT	3-2 OT	W	5-9-1-2	18,385	58	Feb. 13	PHOENIX	2-2	T	27-20-8-3	15,964
18	Nov. 15	DALLAS	3-4	L	5-10-1-2	14,584	59	Feb. 26 @	Columbus	5-1	W	28-20-8-3	18,136
19	Nov. 17 @	Detroit	2-4	L	5-11-1-2	20,058	60	Feb. 27 @	Pittsburgh	5-4	W	29-20-8-3	16,134
20	Nov. 18 @	Minnesota	2-2	T	5-11-2-2	18,064	61	Mar. 2	COLUMBUS	2-0	L	29-21-8-3	18,118
21	Nov. 20 @	Calgary	5-5	T	5-11-3-2	14,550	62	Mar. 4	OTTAWA	1-1	T	29-21-9-3	15,815
22	Nov. 22 @	Edmonton	4-2	W	6-11-3-2	16,434	63	Mar. 6 @	Dallas	2-3 OT	L	29-21-9-4	18,532
23	Nov. 24	SAN JOSE	3-1	W	7-11-3-2	18,118	64	Mar. 7 @	Nashville	3-2	W	30-21-9-4	15,533
24	Nov. 29	EDMONTON	1-3	L	7-12-3-2	15,643	65	Mar. 9 @	Chicago	3-4	L	30-22-9-4	18,007
25	Dec. 1	NASHVILLE	4-2	W	8-12-3-2	15,481	66	Mar. 11	CALGARY	2-1	W	31-22-9-4	16,956
26	Dec. 3	CALGARY	0-2	L	8-13-3-2	15,105	67	Mar. 14	ST. LOUIS	2-1	W	32-22-9-4	18,118
27	Dec. 6	ST. LOUIS	1-1	T	8-13-4-2	15,055	68	Mar. 16	PITTSBURGH	4-3	W	33-22-9-4	18,118
28	Dec. 8 @	St. Louis	0-2	L	8-14-4-2	18,933	69	Mar. 18 @	San Jose	3-2	W	34-22-9-4	17,496
29	Dec. 9 @	Chicago	5-2	W	9-14-4-2	12,310	70	Mar. 21	COLORADO	3-1	W	35-22-9-4	18,231
30	Dec. 11 @	Nashville	1-1	T	9-14-5-2	13,691	71	Mar. 23	SAN JOSE	3-0	W	36-22-9-4	18,237
31	Dec. 13	VANCOUVER	6-3	W	10-14-5-2	14,620	72	Mar. 24 @	Phoenix	0-4	L	36-23-9-4	14,511
32	Dec. 15	COLUMBUS	3-2	W	11-14-5-2	16,224	73	Mar. 26 @	Vancouver	0-4	L	36-24-9-4	18,422
33	Dec. 16 @	Anaheim	3-2 OT	W	12-14-5-2	17,002	74	Mar. 28 @	Edmonton	2-2	T	36-24-10-4	16,399
34	Dec. 18 @	Toronto	3-1	W	13-14-5-2	19,320	75	Mar. 30 @	Calgary	3-5	L	36-25-10-4	17,046
35	Dec. 20 @	Ottawa	4-2	W	14-14-5-2	16,207	76	Apr. 2	VANCOUVER	4-4	T	36-25-11-4	18,118
36	Dec. 22 @	Montreal	1-2	L	14-15-5-2	20,152	77	Apr. 4	DETROIT	3-0	W	37-25-11-4	18,621
37	Dec. 26 @	Phoenix	1-1	T	14-15-6-2	12,902	78	Apr. 6	EDMONTON	4-3 OT	W	38-25-11-4	18,311
38	Dec. 27	ANAHEIM	2-2	T	14-15-7-2	18,610	79	Apr. 8	DALLAS	3-0	W	39-25-11-4	18,118
39	Dec. 29	NY RANGERS	5-4	L	14-16-7-2	18,420	80	Apr. 11 @	Vancouver	2-5	L	39-26-11-4	18,422
40	Jan. 2	FLORIDA	3-1	W	15-16-7-2	17,006	81	Apr. 13 @	San Jose	1-3	L	39-27-11-4	17,496
41	Jan. 5 @	NY Islanders	3-0	W	16-16-7-2	16,234	82	Apr. 14	ANAHEIM	1-0	W	40-27-11-4	18,349

KINGS 2002-03 SEASON IN REVIEW

Record: 33-37-6-6 (78 points)
Pacific Division Finish: 3rd

General Manager: Dave Taylor
Head Coach: Andy Murray
Captain: Mattias Norstrom

SCORING

PLAYER	GP	G	A	PTS	PIM	PLAYER	GP	G	A	PTS	PIM
Ziggy Palffy	76	37	48	85	47	Jared Aulin	17	2	2	4	0
Mathieu Schneider	65	14	29	43	57	Sean Avery	12	1	3	4	33
Bryan Smolinski	58	18	20	38	18	Tomas Zizka	10	0	3	3	4
Jaroslav Modry	82	13	25	38	68	Andreas Lilja	17	0	3	3	14
Derek Armstrong	66	12	26	38	30	Dmitry Yushkevich	42	0	3	3	24
Eric Belanger	62	16	19	35	26	Chris Schmidt	10	0	2	2	5
Alexander Frolov	79	14	17	31	34	Jon Sim	14	0	2	2	19
Jason Allison	26	6	22	28	22	Chris McAlpine	21	0	2	2	24
Lubomir Visnovsky	57	8	16	24	28	Jerred Smithson	22	0	2	2	21
Ian Laperriere	73	7	12	19	122	Ryan Flinn	19	1	0	1	28
Adam Deadmarsh	20	13	4	17	21	Jason Holland	2	0	1	1	0
Mikko Eloranta	75	5	12	17	56	Jamie Storr	39	0	1	1	8
Erik Rasmussen	57	4	12	16	28	Pavel Rosa	2	0	0	0	0
Brad Chartrand	62	8	6	14	33	Maxim Kuznetsov	3	0	0	0	0
Steve Heinze	27	5	7	12	12	Ken Belanger	4	0	0	0	17
Joe Corvo	50	5	7	12	14	Scott Barney	5	0	0	0	0
Craig Johnson	70	3	6	9	22	Derek Bekar	6	0	0	0	4
Jaroslav Bednar	15	0	9	9	4	Cristobal Huet	12	0	0	0	0
Michael Cammalleri	28	5	3	8	22	Kip Brennan	19	0	0	0	57
Brad Norton	53	3	3	6	97	Felix Potvin	42	0	0	0	4
Aaron Miller	49	1	5	6	24	Team PIM					50
Mattias Norstrom	82	0	6	6	49	Team Totals	82	203	341	544	1,146
Steve Kelly	15	2	3	5	0						
GOALTENDER	GP	MIN	GA	SO	EN	SA	S%	AVG	W-L-OT		
Cristobal Huet	12	541	21	1	2	241	.913	2.33	4-4-1		
Jamie Storr	39	2,027	86	3	4	904	.905	2.54	12-19-2		
Felix Potvin	42	2,367	105	3	3	987	.894	2.66	17-20-3		
Empty Net Goals			9			9					
Team Totals	82	4,986	221	7	9	2,141	.897	2.66	33-37-6-6		

RESULTS

1 Oct. 9 @ PHOENIX	4-1 W	1-0-0-0	18,260	42 Jan. 9 EDMONTON	4-5 L	17-18-4-3	15,783
2 Oct. 12 @ DETROIT	3-2 W	2-0-0-0	18,177	43 Jan. 11 ST. LOUIS	1-2 L	17-19-4-3	18,118
3 Oct. 16 @ ANAHEIM	4-2 W	3-0-0-0	11,332	44 Jan. 13 SAN JOSE	3-2 OT W	18-19-4-3	17,035
4 Oct. 17 @ COLORADO	1-4 L	3-1-0-0	18,118	45 Jan. 16 @ Edmonton	0-2 L	18-20-4-4	16,839
5 Oct. 19 VANCOUVER	2-2 T	3-1-1-0	16,762	46 Jan. 18 @ Calgary	1-2 OT L	18-20-4-4	16,675
6 Oct. 23 @ Detroit	3-3 T	3-1-2-0	20,058	47 Jan. 22 @ Anaheim	5-6 L	18-21-4-4	17,174
7 Oct. 25 @ NY Rangers	6-2 W	4-1-2-0	18,200	48 Jan. 23 MINNESOTA	1-2 L	18-22-4-4	16,480
8 Oct. 27 @ Columbus	1-5 L	4-2-2-0	17,106	49 Jan. 25 NEW JERSEY	2-1 OT W	19-22-4-4	18,233
9 Oct. 29 @ Atlanta	4-0 W	5-2-2-0	11,440	50 Jan. 27 SAN JOSE	0-3 L	19-23-4-4	16,126
10 Oct. 31 @ Chicago	1-2 OT L	5-2-2-1	10,271	51 Jan. 28 @ San Jose	1-3 L	19-24-4-4	17,496
11 Nov. 1 NASHVILLE	6-5 OT W	6-2-2-1	18,118	52 Jan. 30 OTTAWA	3-0 W	20-24-4-4	16,518
12 Nov. 4 MINNESOTA	2-5 L	6-3-2-1	15,693	53 Feb. 5 PHOENIX	4-3 W	21-24-4-4	16,649
13 Nov. 5 @ San Jose	2-5 L	6-4-2-1	17,496	54 Feb. 7 CAROLINA	8-2 W	22-24-4-4	18,118
14 Nov. 8 @ Ottawa	3-2 W	7-4-2-1	16,926	55 Feb. 9 @ Dallas	1-3 L	22-25-4-4	18,532
15 Nov. 9 @ Montreal	1-3 L	7-5-2-1	21,273	56 Feb. 11 @ Nashville	3-2 W	23-25-4-4	10,334
16 Nov. 12 @ Toronto	3-4 OT L	7-5-2-2	19,225	57 Feb. 13 CALGARY	4-2 W	24-25-4-4	17,539
17 Nov. 14 @ Vancouver	2-3 L	7-6-2-2	18,422	58 Feb. 15 NY ISLANDERS	2-3 L	24-26-4-4	18,118
18 Nov. 16 @ Edmonton	4-1 W	8-6-2-2	16,461	59 Feb. 17 SAN JOSE	3-2 W	25-26-4-4	16,301
19 Nov. 19 @ Minnesota	2-2 T	8-6-3-2	18,064	60 Feb. 20 @ Philadelphia	0-5 L	25-27-4-4	19,391
20 Nov. 21 @ St. Louis	2-3 OT L	8-6-3-3	19,667	61 Feb. 21 @ Buffalo	4-1 W	26-27-4-4	11,866
21 Nov. 23 @ Dallas	2-0 W	9-6-3-3	18,292	62 Feb. 24 @ Detroit	4-5 L	26-28-4-4	20,058
22 Nov. 27 FLORIDA	2-5 L	9-7-3-3	16,782	63 Feb. 25 @ Pittsburgh	5-3 W	27-28-4-4	11,736
23 Nov. 29 @ Anaheim	2-2 T	9-7-4-3	17,174	64 Feb. 27 @ Columbus	1-3 L	27-29-4-4	18,136
24 Nov. 30 CHICAGO	4-1 W	10-7-4-3	18,118	65 Mar. 1 ATLANTA	4-1 W	28-29-4-4	18,118
25 Dec. 5 NASHVILLE	2-3 L	10-8-4-3	15,877	66 Mar. 4 ANAHEIM	1-2 L	28-30-4-4	18,118
26 Dec. 7 COLUMBUS	2-4 L	10-9-4-3	18,118	67 Mar. 6 EDMONTON	1-2 L	28-31-4-4	18,118
27 Dec. 10 @ Nashville	3-0 W	11-9-4-3	10,208	68 Mar. 8 MONTREAL	2-1 W	29-31-4-4	18,118
28 Dec. 11 @ Dallas	3-0 W	12-9-4-3	18,532	69 Mar. 10 DETROIT	2-3 L	29-32-4-4	18,344
29 Dec. 14 @ PITTSBURGH	3-2 OT W	13-9-4-3	18,184	70 Mar. 12 @ Tampa Bay	2-4 L	29-33-4-4	17,138
30 Dec. 15 @ Phoenix	1-2 L	13-10-4-3	11,819	71 Mar. 14 @ Washington	3-1 W	30-33-4-4	17,308
31 Dec. 17 ST. LOUIS	6-2 W	14-10-4-3	15,662	72 Mar. 15 @ Carolina	0-0 T	30-33-5-4	16,017
32 Dec. 19 @ ANAHEIM	5-4 W	15-10-4-3	18,118	73 Mar. 18 CALGARY	1-4 L	30-34-5-4	17,470
33 Dec. 22 @ Chicago	1-3 L	15-11-4-3	15,588	74 Mar. 20 TAMPA BAY	2-2 T	30-34-6-4	17,569
34 Dec. 23 @ St. Louis	0-5 L	15-12-4-3	19,993	75 Mar. 22 BOSTON	3-4 OT L	30-34-6-5	18,118
35 Dec. 26 PHOENIX	4-3 OT W	16-12-4-3	18,738	76 Mar. 25 COLUMBUS	1-2 L	30-35-6-5	17,493
36 Dec. 29 @ Colorado	1-6 L	16-13-4-3	18,007	77 Mar. 27 @ Colorado	0-3 L	30-36-6-5	18,007
37 Dec. 30 CHICAGO	0-2 L	16-14-4-3	18,118	78 Mar. 29 VANCOUVER	1-5 L	30-37-6-5	18,118
38 Jan. 2 PHILADELPHIA	1-4 L	16-15-4-3	18,118	79 Mar. 31 @ Phoenix	5-4 OT W	31-37-6-5	11,802
39 Jan. 4 DALLAS	2-3 L	16-16-4-3	18,118	80 Apr. 2 COLORADO	5-3 W	32-37-6-5	18,393
40 Jan. 6 @ Minnesota	3-2 W	17-16-4-3	18,568	81 Apr. 4 @ Calgary	1-2 OT L	32-37-6-6	17,003
41 Jan. 7 @ Dallas	4-7 L	17-17-4-3	18,532	82 Apr. 6 @ Vancouver	2-0 W	33-37-6-6	18,514

KINGS 2003-04 SEASON IN REVIEW

Record: 28-29-16-9 (81 points)
Pacific Division Finish: 3rd

General Manager: Dave Taylor
Head Coach: Andy Murray
Captain: Mattias Norstrom

SCORING

PLAYER	GP	G	A	PTS	PIM	PLAYER	GP	G	A	PTS	PIM
Luc Robitaille	80	22	29	51	56	John Tripp	34	1	5	6	33
Alexander Frolov	77	24	24	48	24	Tomas Zizka	15	2	3	5	12
Trent Klatt	82	17	26	43	46	Dustin Brown	31	1	4	5	16
Ziggy Palffy	35	16	25	41	12	Jeff Cowan	13	2	1	3	24
Jozef Stumpel	64	8	29	37	16	Aaron Miller	35	1	2	3	32
Derek Armstrong	57	14	21	35	33	Martin Strbak	5	2	0	2	8
Eric Belanger	81	13	20	33	44	Pavel Rosa	2	1	1	2	0
Jaroslav Modry	79	5	27	32	44	Kip Brennan	18	1	0	1	79
Lubomir Visnovsky	58	8	21	26	26	Bryan Muir	2	0	1	1	2
Sean Avery	76	9	19	28	261	Noah Clarke	2	0	1	1	0
Joe Corvo	72	8	17	25	36	Denis Grebeshkov	4	0	1	1	0
Ian Laperriere	62	10	12	22	58	Jerred Smithson	8	0	1	1	4
Michael Cammalleri	31	9	6	15	20	Anson Carter	15	0	1	1	0
Martin Straka	32	6	8	14	4	Maxim Kuznetsov	16	0	1	1	20
Mattias Norstrom	74	1	13	14	44	Brad Norton	20	0	1	1	77
Jon Sim	48	6	7	13	27	Mathieu Chouinard	1	0	0	0	0
Scott Barney	19	5	6	11	4	Milan Hnilicka	2	0	0	0	0
Esa Pirnes	57	3	8	11	12	Steve Kelly	3	0	0	0	0
Nathan Dempsey	17	4	3	7	2	Cristobal Huet	41	0	0	0	2
Brad Chartrand	53	3	4	7	30	Roman Cechmanek	49	0	0	0	4
Tim Gleason	47	0	7	7	21	Team PIM					
Jason Holland	52	3	3	6	24	Team Totals	82	205	358	563	1,163
GOALTENDER	GP	MIN	GA	SO	EN	SA	S%	AVG	W-L-OT		
Mathieu Chouinard	1	3	0	0	0	2	1.000	0.00	0-0-0		
Cristobal Huet	41	2,199	89	3	7	961	.907	2.43	10-16-10		
Roman Cechmanek	49	2,701	113	5	3	1,198	.906	2.51	18-21-6		
Milan Hnilicka	2	80	5	0	0	42	.881	3.76	0-1-0		
Empty Net Goals			10			10					
Team Totals	82	5,029	217	8	10	2,213	.902	2.59	28-29-16-9		

RESULTS

1	Oct. 9 @	Detroit	2-0	L	0-1-0-0	20,066	42	Jan. 10	COLUMBUS	2-2	T	16-14-8-4	18,118
2	Oct. 10 @	Pittsburgh	3-0	W	1-1-0-0	16,986	43	Jan. 13 @	Nashville	0-0	T	16-14-9-4	10,007
3	Oct. 12 @	Chicago	4-2	W	2-1-0-0	11,947	44	Jan. 14 @	Minnesota	2-2	T	16-14-10-4	18,528
4	Oct. 15	OTTAWA	4-3	W	3-1-0-0	18,180	45	Jan. 16 @	Columbus	2-3 OT	L	16-14-10-5	17,238
5	Oct. 18	BOSTON	3-4	L	3-2-0-0	18,118	46	Jan. 18 @	Chicago	2-1	W	17-14-10-5	13,504
6	Oct. 21	PHILADELPHIA	4-0	W	4-2-0-0	16,771	47	Jan. 20	CALGARY	4-1	W	18-14-10-5	18,118
7	Oct. 23	BUFFALO	1-5	L	4-3-0-0	15,752	48	Jan. 22	DETROIT	4-5	L	18-15-10-5	18,118
8	Oct. 25	CHICAGO	2-3	L	4-4-0-0	18,118	49	Jan. 24	ANAHEIM	4-2	W	19-15-10-5	18,186
9	Oct. 30	VANCOUVER	1-3	L	4-5-0-0	16,966	50	Jan. 26	MINNESOTA	2-2	T	19-15-11-5	18,118
10	Nov. 1	PHOENIX	7-3	W	5-5-0-0	18,118	51	Jan. 28 @	Anaheim	4-3 OT	W	20-15-11-5	17,174
11	Nov. 5 @	Florida	3-2	W	6-5-0-0	13,276	52	Jan. 29	COLORADO	3-3	T	20-15-12-5	18,118
12	Nov. 6 @	Tampa Bay	1-0 OT	W	7-5-0-0	14,287	53	Jan. 31 @	Edmonton	4-3	W	21-15-12-5	16,839
13	Nov. 8 @	Carolina	2-3 OT	L	7-5-0-1	13,170	54	Feb. 3 @	Calgary	4-4	T	21-15-13-5	14,169
14	Nov. 10 @	Washington	3-2	W	8-5-0-1	11,397	55	Feb. 10 @	Minnesota	3-1	W	22-15-13-5	15,568
15	Nov. 13	TORONTO	4-4	T	8-5-1-1	17,163	56	Feb. 11 @	Columbus	2-3 OT	L	22-15-13-6	16,221
16	Nov. 15	ST. LOUIS	0-1	L	8-6-1-1	17,462	57	Feb. 13 @	Buffalo	3-8	L	22-16-13-6	16,690
17	Nov. 19	NASHVILLE	3-0	W	9-6-1-1	16,935	58	Feb. 15 @	New Jersey	2-3 OT	L	22-16-13-7	17,402
18	Nov. 21 @	Dallas	1-3	L	9-7-1-1	18,225	59	Feb. 16 @	NY Islanders	1-1	T	22-16-14-7	15,369
19	Nov. 22 @	Colorado	2-0	W	10-7-1-1	18,007	60	Feb. 18	DALLAS	3-4	L	22-17-14-7	18,118
20	Nov. 25	NEW JERSEY	0-4	L	10-8-1-1	17,067	61	Feb. 21	COLUMBUS	4-3	W	23-17-14-7	18,118
21	Nov. 27 @	Phoenix	4-6	L	10-9-1-1	13,751	62	Feb. 23	NASHVILLE	3-0	W	24-17-14-7	17,612
22	Nov. 29	CHICAGO	3-1	W	11-9-1-1	18,118	63	Feb. 25 @	Dallas	1-1	T	24-17-15-7	18,011
23	Nov. 30 @	Dallas	2-1	W	12-9-1-1	18,198	64	Feb. 28	ANAHEIM	2-1	W	25-17-15-7	18,207
24	Dec. 2 @	St. Louis	1-4	L	12-10-1-1	15,632	65	Feb. 29 @	Anaheim	3-6	L	25-18-15-7	17,146
25	Dec. 4	DALLAS	3-0	W	13-10-1-1	17,499	66	Mar. 4	MINNESOTA	1-1	T	25-18-16-7	18,118
26	Dec. 6	WASHINGTON	7-3	W	14-10-1-1	18,118	67	Mar. 6	MONTREAL	2-4	L	25-19-16-7	18,258
27	Dec. 8 @	Detroit	2-3 OT	L	14-10-1-2	20,066	68	Mar. 9	PHOENIX	3-2	W	26-19-16-7	18,118
28	Dec. 10 @	Atlanta	3-4 OT	L	14-10-1-3	11,059	69	Mar. 10 @	Phoenix	3-1	W	27-19-16-7	13,809
29	Dec. 11 @	Nashville	4-1	W	15-10-1-3	10,076	70	Mar. 13 @	San Jose	1-3	L	27-20-16-7	17,496
30	Dec. 13 @	St. Louis	1-2	L	15-11-1-3	17,837	71	Mar. 14	ANAHEIM	5-1	W	28-20-16-7	18,118
31	Dec. 16	EDMONTON	4-2	W	16-11-1-3	18,118	72	Mar. 16	ST. LOUIS	3-5	L	28-21-16-7	18,118
32	Dec. 18	PHOENIX	4-4	T	16-11-2-3	17,716	73	Mar. 18	SAN JOSE	3-5	L	28-22-16-7	18,118
33	Dec. 20	COLORADO	3-3	T	16-11-3-3	18,118	74	Mar. 20	DETROIT	2-4	L	28-23-16-7	18,118
34	Dec. 22 @	Vancouver	4-4	T	16-11-4-3	18,630	75	Mar. 22	EDMONTON	1-2	L	28-24-16-7	18,118
35	Dec. 26 @	San Jose	0-5	L	16-12-4-3	17,496	76	Mar. 24 @	Vancouver	0-1	L	28-25-16-7	18,630
36	Dec. 27	SAN JOSE	4-4	T	16-12-5-3	18,743	77	Mar. 26 @	Edmonton	1-3	L	28-26-16-7	16,839
37	Dec. 30	NY RANGERS	2-3 OT	L	16-12-5-4	18,542	78	Mar. 27 @	Calgary	2-3 OT	L	28-26-16-8	18,419
38	Dec. 31 @	Phoenix	0-4	L	16-13-5-4	18,106	79	Mar. 29 @	Colorado	1-2	L	28-27-16-8	18,007
39	Jan. 3	DALLAS	2-2	T	16-13-6-4	18,118	80	Mar. 31	SAN JOSE	0-3	L	28-28-16-8	18,118
40	Jan. 7	Anaheim	4-4	T	16-13-7-4	17,174	81	Apr. 2	CALGARY	2-3	L	28-29-16-8	18,247
41	Jan. 8	VANCOUVER	1-3	L	16-14-7-4	16,938	82	Apr. 4 @	San Jose	3-4 OT	L	28-29-16-9	17,496

KINGS 2005-06 SEASON IN REVIEW

Record: 42-35-5 (89 points)
Pacific Division Finish: 4th

General Manager: Dave Taylor
Head Coach: Andy Murray (37-28-5)/
 John Torchetti (5-7-0)
Captain: Mattias Norstrom

SCORING

PLAYER	GP	G	A	PTS	PIM	PLAYER	GP	G	A	PTS	PIM
Lubomir Visnovsky	80	17	50	67	50	Aaron Miller	56	0	8	8	27
Craig Conroy	78	22	44	66	78	Jeff Giuliano	48	3	4	7	26
Pavol Demitra	58	25	37	62	42	George Parros	55	2	3	5	138
Michael Cammalleri	80	26	29	55	50	Mathieu Garon	63	0	3	3	8
Alexander Frolov	69	21	33	54	40	Denis Grebeshkov	8	0	2	2	12
Derek Armstrong	62	13	28	41	46	Petr Kanko	10	1	0	1	0
Joe Corvo	81	14	26	40	38	Konstantin Pushkarev	1	0	1	1	0
Sean Avery	75	15	24	39	257	Brent Sopel	11	0	1	1	6
Eric Belanger	65	17	20	37	62	Matt Ryan	12	0	1	1	2
Dustin Brown	79	14	14	28	80	Jason LaBarbera	29	0	1	1	0
Mattias Norstrom	77	4	23	27	58	Adam Hauser	1	0	0	0	0
Luc Robitaille	65	15	9	24	52	Ryan Flinn	2	0	0	0	5
Jeremy Roenick	58	9	13	22	36	Connor James	2	0	0	0	0
Tom Kostopoulos	76	8	14	22	100	Richard Petiot	2	0	0	0	2
Tim Gleason	78	2	19	21	77	Jeff Tambellini	4	0	0	0	2
Nathan Dempsey	53	2	11	13	48	Ken Belanger	5	0	0	0	7
Jeff Cowan	46	8	1	9	73	Noah Clarke	5	0	0	0	0
Mike Weaver	53	0	9	9	14	Shootout Goals/Team PIM	2	6	6	34	
Mark Parrish	19	5	3	8	4	Team Totals	82	249	431	680	1,474

GOALTENDER	GP	MIN	GA	SO	EN	SA	S%	AVG	W-L-OT
Jason LaBarbera	29	1,433	69	1	5	688	.900	2.89	11-9-2
Mathieu Garon	63	3,446	185	4	4	1,738	.894	3.22	31-26-3
Adam Hauser	1	51	6	0	0	24	.750	7.06	0-0-0
Empty Net Goals			9			9			
Shootout Goals Allowed			1						
Team Totals	82	4,975	270	5	9	2,459	.891#	3.24#	42-35-5

#Shootout Goals Allowed are not included in the Team Save Percentage and Team Goals Against Average.

RESULTS

1 Oct. 5 @ Dallas	4-5	L	0-1-0	18,532	42 Jan. 2 DALLAS	3-2	W*	26-14-2	18,118+
2 Oct. 6 PHOENIX	3-2	W	1-1-0	18,118+	43 Jan. 5 PHOENIX	4-0	W	27-14-2	18,118+
3 Oct. 9 MINNESOTA	2-1	W*	2-1-0	17,725	44 Jan. 7 @ San Jose	2-3	L	27-15-2	17,496
4 Oct. 11 EDMONTON	3-1	W	3-1-0	16,394	45 Jan. 9 @ Anaheim	2-6	L	27-16-2	17,174
5 Oct. 13 DETROIT	2-5	L	3-2-0	18,118+	46 Jan. 12 @ Boston	6-0	W	28-16-2	13,766
6 Oct. 16 COLUMBUS	3-1	W	4-2-0	17,156	47 Jan. 14 @ Buffalo	1-10	L	28-17-2	18,690
7 Oct. 19 @ Colorado	5-4	W	5-2-0	18,007	48 Jan. 17 TAMPA BAY	1-4	L	28-18-2	17,017
8 Oct. 20 @ Dallas	7-2	W	6-2-0	16,624	49 Jan. 19 ATLANTA	8-6	W	29-18-2	18,118+
9 Oct. 23 CALGARY	2-3	L	6-3-0	18,118+	50 Jan. 21 SAN JOSE	3-4	O*	29-18-3	18,118+
10 Oct. 25 ANAHEIM	3-1	W	7-3-0	18,118+	51 Jan. 23 ANAHEIM	3-2	W**	30-18-3	18,118+
11 Oct. 28 SAN JOSE	4-5	L	7-4-0	18,118+	52 Jan. 24 @ San Jose	1-4	L	30-19-3	16,166
12 Oct. 29 SAN JOSE	5-2	W	8-4-0	17,506	53 Jan. 26 EDMONTON	3-5	L	30-20-3	18,118+
13 Nov. 2 @ Dallas	6-3	W	9-4-0	15,732	54 Jan. 28 ANAHEIM	2-6	L	30-21-3	18,118+
14 Nov. 3 @ Phoenix	0-4	L	9-5-0	14,626	55 Jan. 30 @ Anaheim	3-4	O*	30-21-4	17,174
15 Nov. 5 NASHVILLE	3-2	W**	10-5-0	17,556	56 Feb. 2 @ Phoenix	1-2	O**	30-21-5	14,372
16 Nov. 9 @ Detroit	4-5	O*	10-5-1	20,066	57 Feb. 7 @ Minnesota	1-5	L	30-22-5	18,568
17 Nov. 11 @ Chicago	4-2	W	11-5-1	18,376	58 Feb. 8 @ Columbus	4-7	L	30-23-5	16,162
18 Nov. 13 @ Columbus	8-2	W	12-5-1	16,174	59 Feb. 11 CHICAGO	5-4	W*	31-23-5	18,118+
19 Nov. 15 @ Nashville	2-3	L	12-6-1	10,779	60 Feb. 12 DALLAS	6-5	W	32-23-5	18,118+
20 Nov. 17 VANCOUVER	5-4	W	13-6-1	18,118+	61 Mar. 2 MINNESOTA	3-2	W	33-23-5	18,118+
21 Nov. 19 COLORADO	4-3	W	14-6-1	18,118+	62 Mar. 4 COLUMBUS	3-2	W	34-23-5	17,238
22 Nov. 22 @ St. Louis	6-3	W	15-6-1	14,306	63 Mar. 7 @ Minnesota	3-2	W*	35-23-5	18,568
23 Nov. 24 @ Nashville	3-4	L	15-7-1	16,810	64 Mar. 9 @ Detroit	3-7	L	35-24-5	20,066
24 Nov. 26 CHICAGO	3-2	W	16-7-1	18,118+	65 Mar. 11 @ St. Louis	2-1	W**	36-24-5	15,296
25 Nov. 28 DETROIT	2-5	L	16-8-1	18,118+	66 Mar. 13 @ San Jose	3-4	L	36-25-5	15,684
26 Nov. 30 @ Chicago	2-3	L	16-9-1	14,833	67 Mar. 14 PHOENIX	2-6	L	36-26-5	18,118+
27 Dec. 2 @ Ottawa	1-5	L	16-10-1	19,671	68 Mar. 16 DALLAS	1-4	L	36-27-5	18,017
28 Dec. 3 @ Montreal	2-3	L	16-11-1	21,273	69 Mar. 18 ST. LOUIS	3-1	W	37-27-5	18,118+
29 Dec. 6 @ Toronto	2-1	W	17-11-1	19,403	70 Mar. 20 COLORADO	0-5	L	37-28-5	18,118+
30 Dec. 8 CAROLINA	2-3	L	17-12-1	17,010	71 Mar. 25 NASHVILLE	6-4	W	38-28-5	18,118+
31 Dec. 10 FLORIDA	3-1	W	18-12-1	16,827	72 Mar. 27 @ Vancouver	4-7	L	38-29-5	18,630
32 Dec. 14 WASHINGTON	2-3	L	18-13-1	17,217	73 Mar. 29 @ Calgary	1-2	L	38-30-5	19,289
33 Dec. 16 @ Anaheim	4-3	W**	19-13-1	17,174	74 Mar. 30 @ Edmonton	0-4	L	38-31-5	16,839
34 Dec. 17 PHOENIX	4-1	W	20-13-1	18,118+	75 Apr. 1 DALLAS	1-0	W	39-31-5	18,118+
35 Dec. 19 @ Vancouver	4-3	W**	21-13-1	18,630	76 Apr. 3 VANCOUVER	1-0	W	40-31-5	17,196
36 Dec. 21 @ Calgary	5-2	W	22-13-1	19,289	77 Apr. 4 @ Anaheim	2-6	L	40-32-5	17,174
37 Dec. 23 @ Edmonton	3-5	L	22-14-1	16,839	78 Apr. 6 SAN JOSE	0-5	L	40-33-5	18,118+
38 Dec. 26 SAN JOSE	4-3	W	23-14-1	18,118+	79 Apr. 8 ANAHEIM	2-4	L	40-34-5	17,242
39 Dec. 28 @ Colorado	5-3	W	24-14-1	18,007	80 Apr. 13 @ Phoenix	0-3	L	40-35-5	17,386
40 Dec. 29 @ Phoenix	5-6	O*	24-14-2	17,799	81 Apr. 15 CALGARY	2-1	W**	41-35-5	18,118+
41 Dec. 31 @ Dallas	3-2	W	25-14-2	18,584	82 Apr. 17 @ San Jose	4-0	W	42-35-5	17,496

*overtime **shootout +home sellout

KINGS 2006-07 SEASON IN REVIEW

Record: 27-41-14 (68 points)
Pacific Division Finish: 4th

General Manager: Dean Lombardi
Head Coach: Marc Crawford
Captain: Mattias Norstrom

SCORING

PLAYER	GP	G	A	PTS	PIM	PLAYER	GP	G	A	PTS	PIM
Michael Cammalleri	81	34	46	80	48	Konstantin Pushkarev	16	2	2	4	8
Alexander Frolov	82	35	36	71	34	Oleg Tverdokvov	26	0	4	4	10
Anze Kopitar	72	20	41	61	24	John Zeiler	23	1	2	3	22
Lubomir Visnovsky	69	18	40	58	26	Noah Clarke	13	2	0	2	4
Dustin Brown	81	17	29	46	54	Peter Harrold	12	0	2	2	8
Derek Armstrong	67	11	23	44	62	Marty Murray	19	0	2	2	4
Rob Blake	72	14	20	34	82	Jeff Cowan	21	0	2	2	32
Sean Avery	55	10	18	28	116	Alyn McCauley	10	1	0	1	2
Brent Sopel	44	4	19	23	14	Jason Ward	7	0	1	1	4
Tom Kostopoulos	76	7	15	22	73	Sean Burke	23	0	1	1	4
Brian Willisie	81	11	10	21	49	Dan Cloutier	24	0	1	1	21
Patrick O'Sullivan	44	5	14	19	14	Mathieu Garon	32	0	1	1	6
Craig Conroy	52	5	11	16	38	Shay Stephenson	2	0	0	0	0
Scott Thornton	58	7	6	13	85	Yutaka Fukufuji	4	0	0	0	0
Kevin Dallman	53	1	9	10	12	Lauri Tukonen	4	0	0	0	0
Jamie Lundmark	29	7	2	9	25	Tim Jackman	5	0	0	0	10
Mike Weaver	39	3	6	9	16	Joe Piskula	5	0	0	0	6
Mattias Norstrom	62	2	7	9	40	Gabe Gauthier	5	0	0	0	2
Raitis Ivanans	66	4	4	8	140	Jack Johnson	5	0	0	0	16
Jamie Howard	19	2	6	8	20	Barry Brust	11	0	0	0	0
Jaroslav Modry	19	0	8	8	22	Shootout Goals/Team PIM	4	4	4	24	
Aaron Miller	82	0	8	8	60	Team Totals	82	227	406	633	1,239

GOALTENDER	GP	MIN	GA	SO	EN	SA	S%	AVG	W-L-OT
Mathieu Garon	32	1,779	79	2	3	849	.907	2.66	13-10-6
Sean Burke	23	1,310	68	1	2	687	.901	3.11	6-10-5
Barry Brust	11	486	30	0	2	245	.878	3.70	2-4-1
Dan Cloutier	24	1,281	85	0	1	608	.860	3.98	6-14-2
Yutaka Fukufuji	4	96	7	0	0	43	.837	4.37	0-3-0
Empty Net Goals			8			8			
Shootout Goals Allowed			6						
Team Totals	82	4,992	283	3	8	2,440	.886#	3.33#	27-41-14

#Shootout Goals Allowed are not included in the Team Save Percentage and Team Goals Against Average.

RESULTS

1	Oct. 6 @	Anaheim	3-4	L	0-1-0	17,174	42	Jan. 3	COLUMBUS	3-0	W	15-22-5	16,451
2	Oct. 7	ST. LOUIS	4-1	W	1-1-0	18,118+	43	Jan. 6	DETROIT	4-2	W	16-22-5	18,118+
3	Oct. 10	NY ISLANDERS	4-2	W	2-1-0	14,394	44	Jan. 8	EDMONTON	1-2	O*	16-22-6	16,224
4	Oct. 12	DALLAS	1-4	L	2-2-0	14,167	45	Jan. 11	SAN JOSE	2-5	L	16-23-6	17,054
5	Oct. 14	DALLAS	1-4	L	2-3-0	17,052	46	Jan. 13 @	St. Louis	5-6	L	16-24-6	17,868
6	Oct. 16	DETROIT	1-3	L	2-4-0	17,417	47	Jan. 15 @	Dallas	1-3	L	16-25-6	17,992
7	Oct. 18	MINNESOTA	1-2	O*	2-4-1	14,617	48	Jan. 16 @	Atlanta	2-6	L	16-26-6	13,205
8	Oct. 19 @	Phoenix	4-0	W	3-4-1	12,714	49	Jan. 18	ST. LOUIS	1-3	L	16-27-6	16,544
9	Oct. 22	ANAHEIM	2-3	O**	3-4-2	18,118+	50	Jan. 20	PHOENIX	2-3	L	16-28-6	18,346+
10	Oct. 23 @	Colorado	1-6	L	3-5-2	17,284	51	Jan. 26 @	Vancouver	3-2	W*	17-28-6	18,630
11	Oct. 25 @	Minnesota	1-3	L	3-6-2	18,568	52	Jan. 27 @	Edmonton	3-4	L	17-29-6	16,839
12	Oct. 27 @	Columbus	0-2	L	3-7-2	16,087	53	Jan. 30 @	Calgary	1-4	L	17-30-6	19,289
13	Oct. 28 @	Dallas	2-3	L	3-8-2	17,711	54	Feb. 1	CHICAGO	2-3	O*	17-30-7	16,958
14	Oct. 30	NY RANGERS	4-1	W	4-8-2	17,236	55	Feb. 3 @	Florida	7-0	W	18-30-7	15,108
15	Nov. 1	PITTSBURGH	3-4	O*	4-8-3	18,118+	56	Feb. 6 @	Tampa Bay	2-3	O**	18-30-8	18,273
16	Nov. 4 @	Phoenix	4-6	L	4-9-3	14,631	57	Feb. 8 @	Washington	3-4	O*	18-30-9	15,527
17	Nov. 7 @	Colorado	6-5	W	5-9-3	17,196	58	Feb. 10 @	Nashville	4-1	W	19-30-9	17,113
18	Nov. 9	SAN JOSE	3-7	L	5-10-3	16,618	59	Feb. 13 @	Carolina	1-2	L	19-31-9	15,765
19	Nov. 11	MINNESOTA	2-3	O**	5-10-4	17,479	60	Feb. 17	ANAHEIM	2-3	O*	19-31-10	18,118+
20	Nov. 13	SAN JOSE	4-2	W	6-10-4	16,667	61	Feb. 18 @	Anaheim	4-3	W**	20-31-10	17,363
21	Nov. 16	PHILADELPHIA	3-4	L	6-11-4	14,646	62	Feb. 22	VANCOUVER	2-3	L	20-32-10	17,737
22	Nov. 18	PHOENIX	5-3	W	7-11-4	14,487	63	Feb. 24	COLORADO	6-5	W**	21-32-10	18,118+
23	Nov. 22 @	San Jose	3-6	L	7-12-4	17,496	64	Mar. 1	ANAHEIM	4-3	W*	22-32-10	17,620
24	Nov. 24 @	Dallas	3-5	L	7-13-4	18,532	65	Mar. 3	NASHVILLE	3-6	L	22-33-10	16,854
25	Nov. 25	CALGARY	3-1	W	8-13-4	17,043	66	Mar. 6 @	Chicago	0-3	L	22-34-10	9,118
26	Nov. 27	NEW JERSEY	3-2	W**	9-13-4	16,223	67	Mar. 7 @	Columbus	2-3	O*	22-34-11	15,154
27	Nov. 30 @	Phoenix	4-7	L	9-14-4	11,526	68	Mar. 9 @	Detroit	2-3	O*	22-34-12	20,066
28	Dec. 2	ANAHEIM	3-4	L	9-15-4	16,141	69	Mar. 11 @	Dallas	3-4	O*	22-34-13	17,478
29	Dec. 3 @	Anaheim	3-2	W	10-15-4	17,174	70	Mar. 12	EDMONTON	5-1	W	23-34-13	16,954
30	Dec. 7	NASHVILLE	1-4	L	10-16-4	15,119	71	Mar. 15	CHICAGO	5-3	W**	23-34-14	16,114
31	Dec. 9	COLORADO	5-4	W	11-16-4	17,087	72	Mar. 17 @	COLUMBUS	5-3	W	24-34-14	17,177
32	Dec. 12	SAN JOSE	1-3	L	12-17-4	15,204	73	Mar. 18 @	Anaheim	5-3	W	25-34-14	17,734
33	Dec. 14 @	San Jose	4-2	W	12-17-4	17,496	74	Mar. 21	DALLAS	2-4	L	25-35-14	18,178
34	Dec. 16 @	DALLAS	3-4	O**	12-17-5	15,846	75	Mar. 23 @	Chicago	2-1	W	26-35-14	13,133
35	Dec. 19	CALGARY	3-5	L	12-18-5	17,247	76	Mar. 24 @	Minnesota	1-4	L	26-36-14	18,568
36	Dec. 21 @	St. Louis	2-5	L	12-19-5	10,390	77	Mar. 27 @	San Jose	1-3	L	26-37-14	17,496
37	Dec. 23 @	Nashville	0-7	L	12-20-5	14,739	78	Mar. 29	VANCOUVER	4-2	L	26-38-14	17,916
38	Dec. 26	PHOENIX	4-3	W**	13-20-5	18,118+	79	Apr. 1 @	San Jose	2-6	L	26-39-14	17,496
39	Dec. 28 @	Edmonton	7-4	W	14-20-5	16,839	80	Apr. 3 @	Vancouver	2-4	L	26-40-14	18,630
40	Dec. 29 @	Calgary	4-6	L	14-21-5	9,289	81	Apr. 5 @	Phoenix	2-3	L	26-41-14	15,965
41	Dec. 31 @	Detroit	2-6	L	14-22-5	20,066	82	Apr. 7	PHOENIX	3-2	W	27-41-14	18,118+

KINGS 2007-08 SEASON IN REVIEW

Record: 32-43-7 (71 points)
Pacific Division Finish: 5th

General Manager: Dean Lombardi
Head Coach: Marc Crawford
Captain: Rob Blake

SCORING

PLAYER	GP	G	A	PTS	PIM	PLAYER	GP	G	A	PTS	PIM
Anze Kopitar	82	32	45	77	22	Jeff Giuliano	53	0	6	6	14
Alexander Frolov	71	23	44	67	22	Brian Boyle	8	4	1	5	4
Dustin Brown	78	33	27	60	55	Peter Harrold	25	2	3	5	2
Patrick O'Sullivan	82	22	31	53	36	Teddy Purcell	10	1	2	3	0
Michael Cammalleri	63	19	28	47	30	Matt Ellis	19	1	1	2	14
Lubomir Visnovsky	82	8	33	43	34	Brady Murray	4	1	0	1	6
Derek Armstrong	77	8	27	33	63	John Zeiler	36	0	1	1	23
Rob Blake	71	9	22	31	98	Lauri Tukonen	1	0	0	0	0
Ladislav Nagy	38	9	17	26	18	Daniel Taylor	1	0	0	0	0
Tom Preissing	77	8	16	24	16	Gabe Gauthier	3	0	0	0	0
Michal Handzus	82	7	14	21	45	Jonathan Quick	3	0	0	0	0
Brad Stuart	63	5	16	21	67	Jonathan Bernier	4	0	0	0	0
Kyle Calder	65	7	13	20	18	Dan Cloutier	9	0	0	0	2
Brian Willis	53	4	8	12	30	Erik Ersberg	14	0	0	0	0
Jack Johnson	74	3	8	11	76	Jean-Sebastien Aubin	19	0	0	0	0
Matt Moulson	22	5	4	9	4	Jon Klemm	22	0	0	0	10
Raitis Ivanans	73	6	2	8	134	Jason LaBarbera	45	0	0	0	2
Scott Thornton	47	5	3	8	39	Shootout Goals/Team PIM					
Kevin Dallman	34	3	4	7	4						
Jaroslav Modry	61	1	5	6	42	Team Totals	82	231	381	612	954

GOALTENDER	GP	MIN	GA	SO	EN	SA	S%	AVG	W-L-OT
Erik Ersberg	14	799	33	2	1	452	.927	2.48	6-5-3
Jason LaBarbera	45	2,421	121	1	3	1,341	.910	3.00	17-23-2
Jean-Sebastien Aubin	19	828	44	0	3	385	.886	3.19	5-6-1
Dan Cloutier	9	489	28	0	1	247	.887	3.44	2-4-1
Jonathan Quick	3	141	9	0	0	62	.855	3.83	1-2-0
Jonathan Bernier	4	238	16	0	2	118	.864	4.03	1-3-0
Daniel Taylor	1	20	2	0	0	10	.800	6.00	0-0-0
Empty Net Goals						10			
Shootout Goals Allowed						3			
Team Totals	82	4,977	266	3	10	2,625	.900#	3.17#	32-43-7

#Shootout Goals Allowed are not included in the Team Save Percentage and Team Goals Against Average.

RESULTS

1 Sept. 29 @ ANAHEIM^	4-1 W	1-0-0	17,551	42 Jan. 3 COLUMBUS	3-4 L	15-25-2	14,173
2 Sept. 30 @ Anaheim^	1-4 L	1-1-0	17,300	43 Jan. 5 CALGARY	4-6 L	15-26-2	18,118+
3 Oct. 6 ST. LOUIS	3-5 L	1-2-0	18,118+	44 Jan. 8 NASHVILLE	0-7 L	15-27-2	14,751
4 Oct. 10 @ Dallas	1-5 L	1-3-0	16,129	45 Jan. 10 TORONTO	5-2 W	16-27-2	18,118+
5 Oct. 12 BOSTON	6-8 L	1-4-0	17,064	46 Jan. 12 DALLAS	4-3 W**	17-27-2	16,916
6 Oct. 14 DETROIT	1-4 L	1-5-0	17,215	47 Jan. 15 @ Edmonton	3-1 W	18-27-2	16,839
7 Oct. 16 MINNESOTA	4-3 W**	2-5-0	14,239	48 Jan. 18 @ Calgary	1-6 L	18-28-2	19,289
8 Oct. 18 @ Calgary	3-4 L	2-6-0	19,289	49 Jan. 19 @ Vancouver	4-3 W	19-28-2	18,630
9 Oct. 19 @ Vancouver	4-2 W	3-6-0	18,630	50 Jan. 22 DETROIT	0-3 L	19-29-2	18,118+
10 Oct. 23 NASHVILLE	6-0 W	4-6-0	14,026	51 Jan. 24 ANAHEIM	3-1 W	20-29-2	18,118+
11 Oct. 25 DALLAS	2-1 W	5-6-0	14,559	52 Jan. 29 @ Philadelphia	2-3 O*	20-29-3	19,127
12 Oct. 27 EDMONTON	4-1 W	6-6-0	16,173	53 Jan. 31 @ NY Islanders	3-1 W	21-29-3	10,148
13 Oct. 31 COLUMBUS	1-4 L	6-7-0	11,491	54 Feb. 2 @ New Jersey	3-6 L	21-30-3	15,279
14 Nov. 2 @ San Jose	5-2 W	7-7-0	17,496	55 Feb. 5 @ NY Rangers	4-2 W	22-30-3	18,200
15 Nov. 3 SAN JOSE	1-3 L	7-8-0	18,118+	56 Feb. 7 @ Detroit	5-3 W	23-30-3	18,852
16 Nov. 10 DALLAS	6-5 W*	8-8-0	18,118+	57 Feb. 9 @ Pittsburgh	2-4 L	23-31-3	17,034
17 Nov. 13 @ Anaheim	3-4 O**	8-8-1	17,174	58 Feb. 10 @ Columbus	3-2 W**	24-31-3	15,823
18 Nov. 15 ANAHEIM	3-6 L	8-9-1	18,118+	59 Feb. 12 @ St. Louis	2-4 L	24-32-3	15,688
19 Nov. 17 PHOENIX	0-1 L	8-10-1	15,659	60 Feb. 15 CALGARY	6-3 W	25-32-3	18,118+
20 Nov. 19 @ Dallas	0-3 L	8-11-1	17,208	61 Feb. 16 @ Phoenix	3-4 L	25-33-3	17,997
21 Nov. 21 @ Phoenix	1-4 L	8-12-1	12,161	62 Feb. 18 PHOENIX	0-4 L	25-34-3	16,617
22 Nov. 24 @ San Jose	2-1 W	9-12-1	17,496	63 Feb. 21 ST. LOUIS	5-1 W	26-34-3	14,132
23 Nov. 25 @ Anaheim	2-3 L	9-13-1	17,174	64 Feb. 23 CHICAGO	5-6 O*	26-34-4	18,118+
24 Nov. 28 @ San Jose	3-2 W**	10-13-1	17,071	65 Feb. 28 @ Edmonton	4-5 L	26-35-4	16,839
25 Dec. 1 COLORADO	2-5 L	10-14-1	17,297	66 Mar. 1 @ Colorado	2-5 L	26-36-4	18,007
26 Dec. 3 EDMONTON	3-4 O**	10-14-2	14,193	67 Mar. 2 @ Minnesota	1-2 O*	26-36-5	18,568
27 Dec. 5 @ Phoenix	1-4 L	10-15-2	11,401	68 Mar. 4 @ St. Louis	2-3 L	26-37-5	14,973
28 Dec. 6 BUFFALO	8-2 W	11-15-2	15,980	69 Mar. 6 @ OTTAWA	2-0 W	27-37-5	17,580
29 Dec. 8 PHOENIX	2-4 L	11-16-2	16,053	70 Mar. 8 MONTREAL	2-5 L	27-38-5	18,118+
30 Dec. 10 VANCOUVER	4-2 W	12-16-2	15,087	71 Mar. 10 VANCOUVER	1-2 O*	27-38-6	14,653
31 Dec. 12 @ Chicago	3-6 L	12-17-2	12,534	72 Mar. 13 @ Nashville	4-1 W	28-38-6	15,853
32 Dec. 13 @ Dallas	1-4 L	12-18-2	17,913	73 Mar. 15 @ Minnesota	0-2 L	28-39-6	16,568
33 Dec. 15 MINNESOTA	1-2 L	12-19-2	16,648	74 Mar. 18 SAN JOSE	1-2 L	28-40-6	16,784
34 Dec. 17 @ COLORADO	2-4 L	12-20-2	16,647	75 Mar. 20 @ Phoenix	6-5 W**	29-40-6	14,852
35 Dec. 19 @ Detroit	1-6 L	12-21-2	19,516	76 Mar. 22 @ Dallas	4-2 W	30-40-6	18,532
36 Dec. 21 @ Columbus	2-6 L	12-22-2	14,036	77 Mar. 24 @ Anaheim	1-2 W	30-40-7	17,331
37 Dec. 22 @ Nashville	3-4 L	12-23-2	15,698	78 Mar. 27 PHOENIX	4-0 W	31-40-7	17,331
38 Dec. 26 SAN JOSE	2-3 L	12-24-2	18,118+	79 Mar. 29 DALLAS	2-7 L	31-41-7	17,849
39 Dec. 29 @ Colorado	3-1 W	13-24-2	17,256	80 Apr. 1 @ San Jose	2-5 L	31-42-7	17,496
40 Dec. 30 @ Chicago	3-2 W*	14-24-2	21,715	81 Apr. 3 SAN JOSE	4-2 W	32-42-7	17,759
41 Jan. 1 CHICAGO	9-2 W	15-24-2	16,916	82 Apr. 5 ANAHEIM	3-4 L	32-43-7	18,118+

*overtime **shootout +home sellout ^Games played in London, England

KINGS 2008-09 SEASON IN REVIEW

Record: 34-37-11 (79 points)
Pacific Division Finish: 5th

General Manager: Dean Lombardi
Head Coach: Terry Murray
Captain: Dustin Brown

SCORING

PLAYER	GP	G	A	PTS	PIM	PLAYER	GP	G	A	PTS	PIM
Anze Kopitar	82	27	39	66	32	Tom Preissing	22	3	4	7	6
Alexander Frolov	77	32	27	59	30	Brian Boyle	28	4	1	5	42
Dustin Brown	80	24	29	53	64	Brad Richardson	31	0	5	5	11
Michal Handzus	82	18	24	42	32	Denis Gauthier	65	2	2	4	90
Jarret Stoll	74	18	23	41	68	Justin Williams	12	1	3	4	8
Kyle Quincey	72	4	34	38	63	Trevor Lewis	6	1	2	3	0
Patrick O'Sullivan	62	14	23	37	16	Davis Drewiske	17	0	3	3	18
Kyle Calder	74	8	19	27	41	Raitis Ivanans	76	2	0	2	145
Drew Doughty	81	6	21	27	56	Matt Moulson	7	1	0	1	2
Wayne Simmonds	82	9	14	23	73	John Zeiler	27	0	1	1	42
Teddy Purcell	40	4	12	16	4	Jonathan Quick	44	0	1	1	0
Oscar Moller	40	7	8	15	16	Kevin Westgarth	9	0	0	0	9
Matt Greene	82	2	12	14	111	Jason LaBarbera	19	0	0	0	2
Peter Harrold	69	4	8	12	28	Erik Ersberg	28	0	0	0	2
Sean O'Donnell	82	0	12	12	71	Shootout Goals/Team PIM					
Jack Johnson	41	6	5	11	46						
Derek Armstrong	56	5	4	9	63	Team Totals	82	207	336	543	1,207

GOALTENDER	GP	MIN	GA	SO	EN	SA	S%	AVG	W-L-OT
Jonathan Quick	44	2,495	103	4	6	1,200	.914	2.48	21-18-2
Erik Ersberg	28	1,477	65	0	4	651	.900	2.64	8-11-5
Jason LaBarbera	19	995	47	2	1	439	.893	2.83	5-8-4
Empty Net Goals						11			
Shootout Goals Allowed						8			
Team Totals	82	5,002	234	6	11	2,301	.902#	2.71#	34-37-11

#Shootout Goals Allowed are not included in the Team Save Percentage and Team Goals Against Average.

RESULTS

2	Oct. 11 @	San Jose	1-3	L	0-1-0	17,496	42	Jan. 12	TAMPA BAY	1-3	L	17-19-6	16,511
3	Oct. 12	SAN JOSE	0-1	L	0-2-0	18,118+	43	Jan. 15	DETROIT	0-4	L	17-20-6	18,118+
3	Oct. 14	ANAHEIM	6-3	W	1-2-0	14,451	44	Jan. 17 @	Dallas	2-3	O**	17-20-7	18,532
4	Oct. 17	CAROLINA	4-3	W*	2-2-0	14,194	45	Jan. 20 @	Minnesota	5-2	W	18-20-7	18,568
5	Oct. 20	COLORADO	3-4	L	2-3-0	13,891	46	Jan. 21 @	Colorado	6-5	W	19-20-7	13,289
6	Oct. 24 @	St. Louis	4-0	W	3-3-0	19,150	47	Jan. 29	CHICAGO	5-2	W	20-20-7	18,118+
7	Oct. 25 @	Nashville	4-5	L	3-4-0	14,704	48	Jan. 31 @	Montreal	3-4	L	20-21-7	21,273
8	Oct. 27	DETROIT	3-4	O**	3-4-1	17,671	49	Feb. 3 @	Ottawa	1-0	W	21-21-7	18,054
9	Oct. 30	VANCOUVER	0-4	L	3-5-1	13,652	50	Feb. 5 @	Washington	5-4	W	22-21-7	18,277
10	Nov. 1	CALGARY	2-3	L	3-6-1	16,279	51	Feb. 7 @	New Jersey	3-1	W	23-21-7	17,056
11	Nov. 4	ANAHEIM	0-1	O*	3-6-2	14,327	52	Feb. 10 @	NY Islanders	4-3	W**	24-21-7	12,330
12	Nov. 6	FLORIDA	3-2	W	4-6-2	11,267	53	Feb. 12	CALGARY	0-2	L	24-22-7	17,286
13	Nov. 8	ST. LOUIS	5-3	W	5-6-2	17,182	54	Feb. 14	EDMONTON	2-3	O**	24-22-8	18,118+
14	Nov. 11	DALLAS	3-2	W**	6-6-2	13,823	55	Feb. 16	ATLANTA	6-7	O**	24-22-9	18,118+
15	Nov. 13 @	Dallas	3-2	W	7-6-2	17,675	56	Feb. 18 @	Anaheim	4-3	W	25-22-9	17,089
16	Nov. 15	NASHVILLE	1-3	L	7-7-2	14,135	57	Feb. 19 @	San Jose	2-4	L	25-23-9	17,496
17	Nov. 16 @	Anaheim	0-2	L	7-8-2	17,174	58	Feb. 21	PHOENIX	3-6	L	25-24-9	17,177
18	Nov. 20	WASHINGTON	5-2	W	8-8-2	17,428	59	Feb. 24 @	Minnesota	2-1	W**	26-24-9	18,568
19	Nov. 22	COLORADO	3-4	O**	8-8-3	18,118+	60	Feb. 25 @	Philadelphia	0-2	L	26-25-9	19,568
20	Nov. 25 @	Calgary	2-6	L	8-9-3	19,289	61	Feb. 27 @	Detroit	1-2	L	26-26-9	20,066
21	Nov. 26 @	Edmonton	2-1	W	9-9-3	16,839	62	Mar. 1 @	Chicago	2-4	L	26-27-9	21,386
22	Nov. 29	CHICAGO	5-2	W	10-9-3	16,147	63	Mar. 3 @	Columbus	4-5	L	26-28-9	15,049
23	Dec. 1	TORONTO	1-3	L	10-10-3	15,052	64	Mar. 5	DALLAS	5-4	W*	27-28-9	17,430
24	Dec. 2 @	Phoenix	2-4	L	10-11-3	11,473	65	Mar. 7	MINNESOTA	4-3	W	28-28-9	18,118+
25	Dec. 5	EDMONTON	4-5	O**	10-11-4	14,920	66	Mar. 9	VANCOUVER	3-2	W	29-28-9	16,995
26	Dec. 6	COLUMBUS	3-0	W	11-11-4	15,235	67	Mar. 13 @	Vancouver	2-4	L	29-29-9	18,630
27	Dec. 9 @	Colorado	1-6	L	11-12-4	14,122	68	Mar. 14 @	San Jose	1-2	O**	29-29-10	17,496
28	Dec. 11	ST. LOUIS	6-2	W	12-12-4	13,851	69	Mar. 16	NASHVILLE	3-4	L	29-30-10	17,810
29	Dec. 13	MINNESOTA	3-1	W	13-12-4	14,857	70	Mar. 19 @	Boston	3-2	W*	30-30-10	17,565
30	Dec. 15	SAN JOSE	2-3	O**	13-12-5	16,005	71	Mar. 20 @	Pittsburgh	1-4	L	30-31-10	17,132
31	Dec. 17	NY RANGERS	2-3	O*	13-12-6	17,166	72	Mar. 22 @	Chicago	1-4	L	30-32-10	21,629
32	Dec. 19 @	Buffalo	0-5	L	13-13-6	18,147	73	Mar. 24 @	St. Louis	0-2	L	30-33-10	19,150
33	Dec. 20 @	Detroit	4-6	L	13-14-6	19,784	74	Mar. 26 @	Dallas	1-0	W**	31-33-10	16,908
34	Dec. 23 @	Columbus	3-0	W	14-14-6	15,145	75	Mar. 28 @	Nashville	3-4	O*	31-33-11	17,113
35	Dec. 26	PHOENIX	1-2	L	14-15-6	18,118+	76	Mar. 31	DALLAS	2-3	L	31-34-11	17,648
36	Dec. 27 @	Phoenix	4-0	W	15-15-6	16,199	77	Apr. 2 @	Phoenix	1-2	L	31-35-11	13,177
37	Dec. 29	COLUMBUS	0-2	L	15-16-6	18,118+	78	Apr. 4	PHOENIX	6-1	W	32-35-11	18,118+
38	Jan. 3	PHILADELPHIA	2-1	W**	16-16-6	18,118+	79	Apr. 6 @	Calgary	1-4	L	32-36-11	19,289
39	Jan. 6 @	Anaheim	1-3	L	16-17-6	17,174	80	Apr. 7 @	Edmonton	2-1	W	33-36-11	16,839
40	Jan. 8	ANAHEIM	4-3	W	17-17-6	18,118+	81	Apr. 9 @	Vancouver	0-1	L	33-37-11	18,630
41	Jan. 10	NEW JERSEY	1-5	L	17-18-6	18,118+	82	Apr. 11	SAN JOSE	4-3	W	34-37-11	18,118+

KINGS 2009-10 SEASON IN REVIEW

Record: 46-27-9 (101 points)
Pacific Division Finish: 3rd

General Manager: Dean Lombardi
Head Coach: Terry Murray
Captain: Dustin Brown

SCORING

PLAYER	GP	G	A	PTS	PIM	PLAYER	GP	G	A	PTS	PIM
Anze Kopitar	82	34	47	81	16	Teddy Purcell	41	3	3	6	4
Drew Doughty	82	16	43	59	54	Fredrik Modin	20	3	2	5	14
Dustin Brown	82	24	32	56	41	Peter Harrold	39	1	2	3	8
Ryan Smyth	67	22	31	53	42	Brandon Segal	25	1	1	2	20
Alexander Frolov	81	19	32	51	26	Rich Clune	14	0	2	2	26
Jarret Stoll	73	16	21	47	40	Jeff Halpern	16	0	2	2	12
Michal Handzus	81	20	22	42	38	Corey Elkins	3	1	0	1	0
Wayne Simmonds	78	16	24	40	116	Jonathan Bernier	3	0	1	1	0
Jack Johnson	80	8	28	36	48	Jonathan Quick	72	0	1	1	2
Justin Williams	49	10	19	29	39	Marc-Andre Fleury	1	0	0	0	0
Brad Richardson	81	11	16	27	37	Andrei Loktionov	1	0	0	0	0
Scott Parse	59	11	13	24	22	Brayden Schenn	1	0	0	0	0
Randy Jones	48	5	16	21	28	Alec Martinez	4	0	0	0	2
Sean O'Donnell	78	3	12	15	70	Trevor Lewis	5	0	0	0	0
Rob Scuderi	73	0	11	11	21	Erik Ersberg	11	0	0	0	0
Matt Greene	75	2	7	9	83	Raitis Ivanans	61	0	0	0	136
Davis Drewiske	42	1	7	8	14	Shootout Goals/Team PIM	10			10	16
Oscar Moller	34	4	3	7	4	Team Totals	82	241	408	649	979

GOALTENDER

PLAYER	GP	MIN	GA	SO	EN	SA	S%	AVG	W-L-OT
Jonathan Bernier	3	185	4	1	0	94	.957	1.30	3-0-0
Erik Ersberg	11	551	22	0	0	234	.906	2.40	4-3-2
Jonathan Quick	72	4,258	180	4	5	1,927	.907	2.54	39-24-7
Empty Net Goals			5			5			
Shootout Goals Allowed			8						

Team Totals 82 5,020 219 5 5 2,260 .907# 2.52# 46-27-9
 #Shootout Goals Allowed are not included in the Team Save Percentage and Team Goals Against Average.

RESULTS

1 Oct. 3	PHOENIX	3-6 L	0-1-0	18,118+	42 Jan. 2	WASHINGTON	2-1 W	24-15-3	18,118+
2 Oct. 6	SAN JOSE	6-4 W	1-1-0	15,035	43 Jan. 4 @	San Jose	6-2 W	25-15-3	17,562
3 Oct. 8	MINNESOTA	6-3 W	2-1-0	14,995	44 Jan. 7	DETROIT	1-2 L	25-16-3	18,118+
4 Oct. 10 @	St. Louis	2-1 W	3-1-0	19,150	45 Jan. 9	ST. LOUIS	3-4 L	25-17-3	18,118+
5 Oct. 12 @	NY Islanders	2-1 W	4-1-0	12,145	46 Jan. 11	SAN JOSE	1-2 L	25-18-3	17,821
6 Oct. 14 @	NY Rangers	2-4 L	4-2-0	18,200	47 Jan. 14	ANAHEIM	4-0 W	26-18-3	18,118+
7 Oct. 15 @	Detroit	2-5 L	4-3-0	17,782	48 Jan. 16	BOSTON	4-3 W**	27-18-3	18,118+
8 Oct. 17 @	Columbus	1-4 L	4-4-0	15,251	49 Jan. 19	SAN JOSE	1-5 L	27-19-3	16,212
9 Oct. 19 @	Dallas	4-1 W	5-4-0	16,210	50 Jan. 21	BUFFALO	4-3 W**	28-19-3	16,884
10 Oct. 22	DALLAS	5-4 W*	6-4-0	15,025	51 Jan. 23 @	Detroit	3-2 W	29-19-3	20,066
11 Oct. 24 @	Phoenix	5-3 W	7-4-0	7,968	52 Jan. 26 @	Toronto	5-3 W	30-19-3	19,322
12 Oct. 25	COLUMBUS	6-2 W	8-4-0	15,820	53 Jan. 28 @	Columbus	4-1 W	31-19-3	13,709
13 Oct. 28 @	San Jose	1-2 O**	8-4-1	17,562	54 Jan. 30 @	Boston	3-2 W**	32-19-3	17,565
14 Oct. 29	VANCOUVER	1-2 O**	8-4-2	16,838	55 Jan. 31 @	New Jersey	3-2 W	33-19-3	17,625
15 Nov. 2 @	Phoenix	5-3 W	9-4-2	5,855	56 Feb. 2	NY RANGERS	2-1 W	34-19-3	18,118+
16 Nov. 5	PITTSBURGH	5-2 W	10-4-2	18,118+	57 Feb. 4	ANAHEIM	6-4 W	35-19-3	18,118+
17 Nov. 7	NASHVILLE	1-3 L	10-5-2	15,237	58 Feb. 6	DETROIT	4-3 W	36-19-3	18,118+
18 Nov. 9 @	Chicago	1-4 L	10-6-2	20,293	59 Feb. 8 @	Anaheim	2-4 L	36-20-3	16,033
19 Nov. 11 @	Carolina	5-2 W	11-6-2	13,510	60 Feb. 11	EDMONTON	2-3 O**	36-20-4	18,118+
20 Nov. 13 @	Atlanta	0-7 L	11-7-2	15,638	61 Feb. 13	COLORADO	3-0 W	37-20-4	18,118+
21 Nov. 14 @	Tampa Bay	2-1 W**	12-7-2	16,612	62 Mar. 2 @	Dallas	5-1 W	38-20-4	15,571
22 Nov. 16 @	Florida	4-3 W**	13-7-2	12,502	63 Mar. 4 @	Nashville	2-4 L	38-21-4	15,653
23 Nov. 18	PHILADELPHIA	2-3 L	13-8-2	17,821	64 Mar. 6	MONTREAL	2-4 L	38-22-4	18,118+
24 Nov. 21	CALGARY	2-5 L	13-9-2	16,336	65 Mar. 8	COLUMBUS	6-0 W	39-22-4	17,524
25 Nov. 25 @	Edmonton	3-1 W	14-9-2	16,839	66 Mar. 10 @	Chicago	2-3 O*	39-22-5	21,850
26 Nov. 26 @	Vancouver	1-4 L	14-10-2	18,810	67 Mar. 12 @	Dallas	2-1 W**	40-22-5	16,651
27 Nov. 28	CHICAGO	2-1 W**	15-10-2	18,118+	68 Mar. 14	NASHVILLE	2-3 L	40-23-5	18,118+
28 Dec. 1 @	Anaheim	4-3 W	16-10-2	14,231	69 Mar. 18	CHICAGO	0-3 L	40-24-5	18,118+
29 Dec. 3	OTTAWA	6-3 W	17-10-2	14,997	70 Mar. 20	NY ISLANDERS	1-0 W	41-24-5	18,118+
30 Dec. 5	ST. LOUIS	4-5 O**	17-10-3	17,519	71 Mar. 22	COLORADO	4-3 W*	42-24-5	17,845
31 Dec. 7	CALGARY	2-1 W	18-10-3	13,853	72 Mar. 24 @	Colorado	3-4 O**	42-24-6	13,667
32 Dec. 9 @	San Jose	5-4 W*	19-10-3	17,562	73 Mar. 25 @	St. Louis	1-3 L	42-25-6	19,150
33 Dec. 10	PHOENIX	3-2 W**	20-10-3	15,259	74 Mar. 27	DALLAS	1-4 L	42-26-6	18,118+
34 Dec. 12	DALLAS	3-2 W**	21-10-3	18,118+	75 Mar. 29 @	Minnesota	2-3 L	42-27-6	18,284
35 Dec. 14 @	Vancouver	1-3 L	21-11-3	18,810	76 Mar. 30 @	Nashville	2-0 W	43-27-6	14,433
36 Dec. 15 @	Edmonton	3-2 W	22-11-3	16,839	77 Apr. 1	VANCOUVER	8-3 W	44-27-6	18,118+
37 Dec. 17 @	Calgary	1-2 L	22-12-3	19,289	78 Apr. 3	ANAHEIM	1-2 O**	44-27-7	18,118+
38 Dec. 26 @	Phoenix	2-3 L	22-13-3	16,131	79 Apr. 6 @	Anaheim	5-4 W**	45-27-7	16,278
39 Dec. 28	MINNESOTA	3-4 L	22-14-3	18,118+	80 Apr. 8	PHOENIX	2-3 O**	45-27-8	18,118+
40 Dec. 30 @	Calgary	1-2 L	22-15-3	19,289	81 Apr. 10	EDMONTON	3-4 O**	45-27-9	18,118+
41 Dec. 31 @	Minnesota	5-2 W	23-15-3	18,504	82 Apr. 11 @	Colorado	2-1 W*	46-27-9	15,674

*overtime **shootout +home sellout

KINGS 2010-11 SEASON IN REVIEW

Record: 46-30-6 (98 points)
Pacific Division Finish: 4th

General Manager: Dean Lombardi
Head Coach: Terry Murray
Captain: Dustin Brown

SCORING

PLAYER	GP	G	A	PTS	PIM	PLAYER	GP	G	A	PTS	PIM
Anze Kopitar	75	25	48	73	20	Marco Sturm	17	4	5	9	17
Dustin Brown	82	28	29	57	67	Andrei Loktionov	19	4	3	7	2
Justin Williams	73	22	35	57	59	Dustin Penner	19	2	4	6	2
Ryan Smyth	82	23	24	47	35	Davis Drewiske	38	0	5	5	19
Jarret Stoll	82	20	23	43	42	Scott Parse	5	1	3	4	0
Jack Johnson	82	5	37	42	44	Oscar Moller	13	1	3	4	2
Drew Doughty	76	11	29	40	68	Peter Harrold	19	1	3	4	4
Wayne Simmonds	80	14	16	30	75	Kevin Westgarth	56	0	3	3	105
Michal Handzus	82	12	18	30	20	Brayden Schenn	8	0	2	2	0
Brad Richardson	68	7	12	19	47	Jonathan Quick	61	0	2	2	0
Alec Martinez	60	5	11	16	18	Jake Muzzin	11	0	1	1	0
Alexei Ponikarovsky	61	5	10	15	36	John Zeiler	4	0	0	0	0
Rob Scuderi	82	2	13	15	16	Dwight King	6	0	0	0	2
Kyle Clifford	76	7	7	14	141	Jonathan Bernier	25	0	0	0	0
Trevor Lewis	72	3	10	13	6	Shootout Goals/Team PIM	10			10	24
Matt Greene	71	2	9	11	70	Team Totals	82	219	370	589	962
Willie Mitchell	57	5	5	10	21						

GOALTENDER

PLAYER	GP	MIN	GA	SO	EN	SA	S%	AVG	W-L-OT
Jonathan Quick	61	3,591	134	6	4	1,631	.918	2.24	35-22-3
Jonathan Bernier	25	1,378	57	3	1	652	.913	2.48	11-8-3
Empty Net Goals			5			5			
Shootout Goals Allowed			2						

Team Totals 82 4,994 198 9 5 2,288 .914# 2.35# 46-30-6
 #Shootout Goals Allowed are not included in the Team Save Percentage and Team Goals Against Average.

RESULTS

1	Oct. 9 @	Vancouver	2-1	W**	1-0-0	18,860	42	Jan. 10	TORONTO	2-3	L	23-18-1	17,834
2	Oct. 10 @	Calgary	1-3	L	1-1-0	19,289	43	Jan. 13	ST. LOUIS	1-3	L	23-19-1	17,932
3	Oct. 12	ATLANTA	3-1	W	2-1-0	18,118+	44	Jan. 15	EDMONTON	5-2	W	24-19-1	18,118+
4	Oct. 15	VANCOUVER	4-1	W	3-1-0	18,118+	45	Jan. 17 @	Dallas	1-2	L	24-20-1	14,163
5	Oct. 20	CAROLINA	4-3	W	4-1-0	17,769	46	Jan. 18 @	St. Louis	1-2	L	24-21-1	19,150
6	Oct. 21 @	Phoenix	2-4	L	4-2-0	6,706	47	Jan. 20	PHOENIX	0-2	L	24-22-1	18,118+
7	Oct. 23 @	Colorado	6-4	W	5-2-0	15,478	48	Jan. 22 @	Phoenix	4-3	W	25-22-1	13,210
8	Oct. 25 @	Minnesota	3-2	W**	6-2-0	17,094	49	Jan. 24	BOSTON	2-0	W	26-22-1	18,118+
9	Oct. 27 @	Chicago	1-3	L	6-3-0	20,667	50	Jan. 26	SAN JOSE	3-2	W**	27-22-1	18,118+
10	Oct. 28 @	Dallas	5-2	W	7-3-0	11,306	51	Feb. 1 @	Minnesota	0-1	O**	27-22-2	17,504
11	Oct. 30	NEW JERSEY	3-1	W	8-3-0	18,118+	52	Feb. 2 @	Edmonton	3-1	W	28-22-2	16,839
12	Nov. 4	TAMPA BAY	1-0	W	9-3-0	18,118+	53	Feb. 5 @	Calgary	4-3	W**	29-22-2	19,289
13	Nov. 6	NASHVILLE	4-1	W	10-3-0	18,118+	54	Feb. 10 @	Pittsburgh	1-2	O*	29-22-3	18,208
14	Nov. 11	DALLAS	3-1	W	11-3-0	18,118+	55	Feb. 12 @	Washington	4-1	W	30-22-3	18,398
15	Nov. 13	NY ISLANDERS	5-1	W	12-3-0	18,118+	56	Feb. 13 @	Philadelphia	1-0	W	31-22-3	19,724
16	Nov. 15 @	San Jose	3-6	L	12-4-0	17,562	57	Feb. 16 @	Columbus	4-3	W**	32-22-3	12,442
17	Nov. 17	COLUMBUS	3-5	L	12-5-0	18,118+	58	Feb. 17 @	NY Rangers	3-4	O**	32-22-4	18,200
18	Nov. 19 @	Buffalo	2-4	L	12-6-0	18,418	59	Feb. 19 @	NY Islanders	0-3	L	32-23-4	13,119
19	Nov. 20 @	Boston	4-3	W**	13-6-0	17,565	60	Feb. 23 @	Anaheim	3-2	W	33-23-4	17,174
20	Nov. 22 @	Ottawa	2-3	L	13-7-0	18,315	61	Feb. 24	MINNESOTA	4-2	W	34-23-4	18,118+
21	Nov. 24 @	Montreal	1-4	L	13-8-0	21,273	62	Feb. 26	COLORADO	4-3	W	35-23-4	18,118+
22	Nov. 27	CHICAGO	1-2	L	13-9-0	18,118+	63	Feb. 28	DETROIT	4-7	L	35-24-4	18,118+
23	Nov. 29 @	Anaheim	0-2	L	13-10-0	17,174	64	Mar. 3	PHOENIX	1-0	W	36-24-4	18,118+
24	Dec. 2	FLORIDA	3-2	W	14-10-0	17,720	65	Mar. 5	VANCOUVER	1-3	L	36-25-4	18,118+
25	Dec. 4	DETROIT	3-2	W*	15-10-0	18,118+	66	Mar. 7	DALLAS	3-4	O*	36-25-5	18,118+
26	Dec. 9	CALGARY	2-1	W	16-10-0	18,118+	67	Mar. 9 @	Detroit	2-1	W	37-25-5	20,066
27	Dec. 11	MINNESOTA	2-3	O*	16-10-1	18,118+	68	Mar. 11 @	Columbus	4-2	W	38-25-5	15,605
28	Dec. 13 @	Detroit	5-0	W	17-10-1	17,810	69	Mar. 13 @	Dallas	3-2	W	39-25-5	15,627
29	Dec. 16 @	St. Louis	4-6	L	17-11-1	19,150	70	Mar. 15 @	Nashville	4-2	W	40-25-5	15,761
30	Dec. 18 @	Nashville	6-1	W	18-11-1	16,734	71	Mar. 17	ST. LOUIS	0-4	L	40-26-5	18,118+
31	Dec. 19 @	Chicago	2-3	L	18-12-1	21,523	72	Mar. 19	ANAHEIM	1-2	O*	40-26-6	18,118+
32	Dec. 21 @	Colorado	5-0	W	19-12-1	15,891	73	Mar. 21	CALGARY	2-1	W**	41-26-6	18,118+
33	Dec. 23	EDMONTON	3-2	W**	20-12-1	18,118+	74	Mar. 24	SAN JOSE	4-3	W**	42-26-6	18,118+
34	Dec. 26	ANAHEIM	4-1	W	21-12-1	18,313+	75	Mar. 26	COLORADO	4-1	W	43-26-6	18,118+
35	Dec. 27 @	San Jose	4-0	W	22-12-1	17,562	76	Mar. 29 @	Edmonton	2-0	W	44-26-6	16,839
36	Dec. 29 @	Phoenix	3-6	L	22-13-1	15,153	77	Mar. 31 @	Vancouver	1-3	L	44-27-6	18,860
37	Dec. 30	PHILADELPHIA	4-7	L	22-14-1	18,118+	78	Apr. 2	DALLAS	3-1	W	45-27-6	18,118+
38	Jan. 1	SAN JOSE	0-1	L	22-15-1	18,118+	79	Apr. 4 @	San Jose	1-6	L	45-28-6	17,562
39	Jan. 3	CHICAGO	3-4	L	22-16-1	17,916	80	Apr. 6	PHOENIX	3-2	W**	46-28-6	18,118+
40	Jan. 6	NASHVILLE	2-5	L	22-17-1	17,823	81	Apr. 8 @	Anaheim	1-2	L	46-29-6	17,587
41	Jan. 8	COLUMBUS	6-4	W	23-17-1	18,118+	82	Apr. 9	ANAHEIM	1-3	L	46-30-6	18,203+

KINGS 2011-12 SEASON IN REVIEW

Record: 40-27-15 (95 points)

Pacific Division Finish: 3rd

General Manager: Dean Lombardi

Head Coach: Terry Murray (13-12-4)/

John Stevens (2-2-0)/

Darryl Sutter (25-13-11)

Captain: Dustin Brown

SCORING

PLAYER	GP	G	A	PTS	PIM
Anze Kopitar	82	25	51	76	20
Justin Williams	82	22	37	59	44
Dustin Brown	82	22	32	54	53
Mike Richards	74	18	26	44	71
Drew Doughty	77	10	26	36	69
Jack Johnson	61	8	16	24	24
Willie Mitchell	76	5	19	24	44
Jarret Stoll	78	6	15	21	60
Slava Voynov	54	8	12	20	12
Simon Gagne	34	7	10	17	18
Dustin Penner	65	7	10	17	43
Matt Greene	82	4	11	15	58
Dwight King	27	5	9	14	10
Alec Martinez	51	6	6	12	8
Kyle Clifford	81	5	7	12	123
Jeff Carter	16	6	3	9	2

GOALTENDER	GP	MIN	GA	SO	EN	SA	S%	AVG	W-L-OT
Jonathan Quick	69	4,099	133	10	1	1,863	.929	1.95	35-21-13
Jonathan Bernier	16	890	35	1	1	383	.909	2.36	5-6-2
Empty Net Goals			2			2			
Shootout Goals Allowed			9						

Team Totals 82 5,018 179 11 2 2,248 .924# 2.03# 40-27-15
 #Shootout Goals Allowed are not included in the Team Save Percentage and Team Goals Against Average.

RESULTS

1 Oct. 7	NY RANGERS	3-2	W*	1-0-0	13,800	42 Jan. 7	COLUMBUS	0-1	L	20-15-7	18,118+
2 Oct. 8	BUFFALO	2-4	L	1-1-0	14,300+	43 Jan. 9	WASHINGTON	5-2	W	21-15-7	18,118+
3 Oct. 13 @	New Jersey	1-2	O**	1-1-1	12,256	44 Jan. 12	DALLAS	4-5	O**	21-15-8	18,118+
4 Oct. 15 @	Philadelphia	3-2	W*	2-1-1	19,644	45 Jan. 14 @	Calgary	4-1	W	22-15-8	19,289
5 Oct. 18	ST. LOUIS	5-0	W	3-1-1	18,118+	46 Jan. 15 @	Edmonton	1-2	O*	22-15-9	16,839
6 Oct. 20 @	Phoenix	2-0	W	4-1-1	7,128	47 Jan. 17 @	Vancouver	3-2	W**	23-15-9	18,890
7 Oct. 22	DALLAS	1-0	W	5-1-1	18,118+	48 Jan. 19	CALGARY	1-2	O**	23-15-10	18,118+
8 Oct. 25	NEW JERSEY	0-3	L	5-2-1	18,118+	49 Jan. 21	COLORADO	1-3	L	23-16-10	18,118+
9 Oct. 27 @	Dallas	5-3	W	6-2-1	8,443	50 Jan. 23	OTTAWA	4-1	W	24-16-10	18,118+
10 Oct. 29 @	Phoenix	2-3	O*	6-2-2	10,379	51 Feb. 1	COLUMBUS	3-2	W	25-16-10	18,118+
11 Oct. 30 @	Colorado	2-3	L	6-3-2	12,355	52 Feb. 3 @	St. Louis	0-1	L	25-17-10	18,811
12 Nov. 3	EDMONTON	0-3	L	6-4-2	18,118+	53 Feb. 4 @	Carolina	1-2	L	25-18-10	18,680
13 Nov. 5	PITTSBURGH	2-3	O**	6-4-3	18,118+	54 Feb. 7 @	Tampa Bay	3-1	W	26-18-10	16,489
14 Nov. 7 @	San Jose	2-4	L	6-5-3	17,562	55 Feb. 9 @	Florida	1-3	L	26-19-10	14,929
15 Nov. 8	NASHVILLE	4-3	W	7-5-3	17,963	56 Feb. 11 @	NY Islanders	1-2	O*	26-19-11	13,079
16 Nov. 10	VANCOUVER	2-3	L	7-6-3	18,118+	57 Feb. 12 @	Dallas	4-2	W	27-19-11	12,191
17 Nov. 12	MINNESOTA	5-2	W	8-6-3	18,118+	58 Feb. 16	PHOENIX	0-1	L	27-20-11	18,118+
18 Nov. 16	ANAHEIM	2-1	W**	9-6-3	18,118+	59 Feb. 18	CALGARY	0-1	L	27-21-11	18,118+
19 Nov. 17 @	Anaheim	5-3	W	10-6-3	15,412	60 Feb. 21 @	Phoenix	4-5	O**	27-21-12	10,842
20 Nov. 19	DETROIT	1-4	L	10-7-3	18,118+	61 Feb. 22 @	Colorado	1-4	L	27-22-12	15,907
21 Nov. 22 @	St. Louis	3-2	W	11-7-3	18,178	62 Feb. 25	CHICAGO	4-0	W	28-22-12	18,118+
22 Nov. 23 @	Dallas	2-3	O*	11-7-4	11,779	63 Feb. 27 @	Nashville	1-2	L	28-23-12	15,665
23 Nov. 26	CHICAGO	1-2	L	11-8-4	18,118+	64 Feb. 28 @	Minnesota	4-0	W	29-23-12	17,317
24 Nov. 28	SAN JOSE	2-0	W	12-8-4	18,118+	65 Mar. 3	ANAHEIM	4-2	W	30-23-12	18,301+
25 Dec. 1	FLORIDA	2-1	W	13-8-4	17,720	66 Mar. 6 @	Nashville	5-4	W	31-23-12	17,113
26 Dec. 3	MONTREAL	1-2	L	13-9-4	18,118+	67 Mar. 8 @	Columbus	1-3	L	31-24-12	14,306
27 Dec. 6 @	Anaheim	2-3	L	13-10-4	14,419	68 Mar. 9 @	Detroit	3-4	L	31-25-12	20,066
28 Dec. 8	MINNESOTA	2-4	L	13-11-4	18,118+	69 Mar. 11 @	Chicago	3-2	W**	32-25-12	21,398
29 Dec. 10	DALLAS	1-2	L	13-12-4	18,118+	70 Mar. 13	DETROIT	5-2	W	33-25-12	18,118+
30 Dec. 13 @	Boston	0-3	L	13-13-4	17,565	71 Mar. 16 @	Anaheim	4-2	W	34-25-12	17,367
31 Dec. 15 @	Columbus	2-1	W	14-13-4	16,090	72 Mar. 17	NASHVILLE	4-2	W	35-25-12	18,118+
32 Dec. 17 @	Detroit	2-8	L	14-14-4	20,066	73 Mar. 20	SAN JOSE	5-2	W	36-25-12	18,118+
33 Dec. 19 @	Toronto	3-2	W**	15-14-4	19,521	74 Mar. 22	ST. LOUIS	1-0	W**	37-25-12	18,118+
34 Dec. 22	ANAHEIM	3-2	W**	16-14-4	18,118+	75 Mar. 24	BOSTON	2-4	L	37-26-12	18,310+
35 Dec. 23 @	San Jose	1-2	O**	16-14-5	17,562	76 Mar. 26 @	Vancouver	0-1	L	37-27-12	18,890
36 Dec. 26	PHOENIX	4-3	W	17-14-5	18,118+	77 Mar. 28 @	Calgary	3-0	W	38-27-12	19,289
37 Dec. 28 @	Chicago	2-0	W	18-14-5	22,066	78 Mar. 30 @	Edmonton	4-1	W	39-27-12	16,839
38 Dec. 29 @	Winnipeg	0-1	O*	18-14-6	15,004	79 Mar. 31 @	Minnesota	3-4	O**	39-27-13	18,209
39 Dec. 31	VANCOUVER	4-1	W	19-14-6	18,118+	80 Apr. 2	EDMONTON	2-0	W	40-27-13	18,118+
40 Jan. 2	COLORADO	1-2	O**	19-14-7	18,118+	81 Apr. 5	SAN JOSE	5-6	O**	40-27-14	18,330+
41 Jan. 5	PHOENIX	1-0	W*	20-14-7	18,118+	82 Apr. 7 @	San Jose	2-3	O*	40-27-15	17,562

*overtime **shootout +home sellout ^Game played in Stockholm, Sweden #Game played in Berlin, Germany

KINGS 2012-13 SEASON IN REVIEW

Record: 27-16-5 (59 points)

Pacific Division Finish: 2nd

General Manager: Dean Lombardi

Head Coach: Darryl Sutter

Captain: Dustin Brown

SCORING

PLAYER	GP	G	A	PTS	PIM
Anze Kopitar	47	10	32	42	16
Jeff Carter	48	26	7	33	16
Justin Williams	48	11	22	33	22
Mike Richards	48	12	20	32	42
Dustin Brown	46	18	11	29	22
Slava Voynov	48	6	19	25	14
Drew Doughty	48	6	16	22	36
Jarret Stoll	48	7	11	18	28
Jake Muzzin	45	7	9	16	35
Kyle Clifford	48	7	7	14	51
Trevor Lewis	48	5	9	14	19
Dustin Penner	33	2	12	14	18
Rob Scuderi	48	1	11	12	4
Dwight King	47	4	6	10	11

PLAYER	GP	G	A	PTS	PIM
Colin Fraser	34	2	5	7	25
Jordan Nolan	44	2	4	6	46
Brad Richardson	16	1	5	6	10
Tyler Toffoli	10	2	3	5	2
Alec Martinez	27	1	4	5	10
Simon Gagne	11	0	5	5	2
Davis Drewiske	20	1	3	4	14
Keaton Ellerby	35	0	3	3	16
Robyn Regehr	12	0	2	2	2
Matt Greene	5	0	1	1	8
Jonathan Bernier	14	0	1	1	0
Jonathan Quick	37	0	0	0	2
Shootout Goals/Team PIM	2				2

Team Totals 48 133 228 361 480

GOALTENDER	GP	MIN	GA	SO	EN	SA	S%	AVG	W-L-OT
Jonathan Bernier	14	768	24	1	1	306	.922	1.88	9-3-1
Jonathan Quick	37	2,134	87	1	2	889	.902	2.45	18-13-4
Empty Net Goals			3			3			
Shootout Goals Allowed			4						

Team Totals 48 2,917 118 2 3 1,198 .905# 2.34# 27-16-5
 #Shootout Goals Allowed are not included in the Team Save Percentage and Team Goals Against Average.

RESULTS

1 Jan. 19	CHICAGO	2-5	L	0-1-0	18,545+	25 Mar. 12 @	Phoenix	2-5	L	14-9-2	15,075
2 Jan. 22 @	Colorado	1-3	L	0-2-0	18,007	26 Mar. 14 @	San Jose	3-4	L	14-10-2	17,562
3 Jan. 24 @	Edmonton	1-2	O*	0-2-1	16,839	27 Mar. 16	SAN JOSE	5-2	W	15-10-2	18,118+
4 Jan. 26 @	Phoenix	4-2	W	1-2-1	14,780	28 Mar. 18	PHOENIX	4-0	W	16-10-2	18,118+
5 Jan. 28	VANCOUVER	3-2	W**	2-2-1	18,344+	29 Mar. 19	PHOENIX	3-2	W	17-10-2	18,118+
6 Jan. 31	NASHVILLE	1-2	O**	2-2-2	18,118+	30 Mar. 21	DALLAS	0-2	L	17-11-2	18,118+
7 Feb. 2 @	Anaheim	4-7	L	2-3-2	17,436	31 Mar. 23	VANCOUVER	0-1	L	17-12-2	18,118+
8 Feb. 5 @	Columbus	4-2	W	3-3-2	11,019	32 Mar. 25 @	Chicago	5-4	W	18-12-2	21,850
9 Feb. 7 @	Nashville	0-3	L	3-4-2	17,113	33 Mar. 28 @	St. Louis	4-2	W	19-12-2	19,770
10 Feb. 10 @	Detroit	2-3	L	3-5-2	20,066	34 Mar. 30 @	Minnesota	3-4	O**	19-12-3	19,223
11 Feb. 11 @	St. Louis	4-1	W	4-5-2	14,498	35 Mar. 31 @	Dallas	3-2	W	20-12-3	15,719
12 Feb. 15	COLUMBUS	2-1	W	5-5-2	18,118+	36 Apr. 2 @	Phoenix	1-3	L	20-13-3	12,934
13 Feb. 17 @	Chicago	2-3	L	5-6-2	21,843	37 Apr. 4	MINNESOTA	3-0	W	21-13-3	18,118+
14 Feb. 19 @	Edmonton	3-1	W	6-6-2	16,839	38 Apr. 6	EDMONTON	4-1	W	22-13-3	18,118+
15 Feb. 20 @	Calgary	3-1	W	7-6-2	19,289	39 Apr. 7 @	Anaheim	3-4	O**	22-13-4	17,494
16 Feb. 23	COLORADO	4-1	W	8-6-2	18,118+	40 Apr. 9 @	Dallas	1-5	L	22-14-4	16,367
17 Feb. 25	ANAHEIM	5-2	W	9-6-2	18,118+	41 Apr. 11	COLORADO	3-2	W**	23-14-4	18,118+
18 Feb. 27	DETROIT	2-1	W	10-6-2	18,118+	42 Apr. 13	ANAHEIM	2-1	W	24-14-4	18,473+
19 Mar. 2 @	Vancouver	2-5	L	10-7-2	18,910	43 Apr. 16 @	San Jose	2-3	O**	24-14-5	17,562
20 Mar. 4	NASHVILLE	5-1	W	11-7-2	18,118+	44 Apr. 18	COLUMBUS	2-1	W	25-14-5	18,118+
21 Mar. 5	ST. LOUIS	6-4	W	12-7-2	18,118+	45 Apr. 21	DALLAS	4-3	W*	26-14-5	18,118+
22 Mar. 7	DALLAS	2-5	L	12-8-2	18,118+	46 Apr. 23 @	Minnesota	1-2	L	26-15-5	18,825
23 Mar. 9	CALGARY	6-2	W	13-8-2	18,248+	47 Apr. 24 @	Detroit	1-3	L	26-16-5	20,066
24 Mar. 11	CALGARY	3-1	W	14-8-2	18,118+	48 Apr. 27	SAN JOSE	3-2	W	27-16-5	18,443+

*overtime **shootout +home sellout



KINGS 2013-14 SEASON IN REVIEW

Record: 46-28-8 (100 points)
Pacific Division Finish: 3rd

General Manager: Dean Lombardi
Head Coach: Darryl Sutter
Captain: Dustin Brown

SCORING

PLAYER	GP	G	A	PTS	PIM	PLAYER	GP	G	A	PTS	PIM
Anze Kopitar	82	29	41	70	24	Trevor Lewis	73	6	5	11	6
Jeff Carter	72	27	23	50	44	Jordan Nolan	64	6	4	10	54
Justin Williams	82	19	24	43	48	Kyle Clifford	71	3	5	8	81
Mike Richards	82	11	30	41	28	Tanner Pearson	25	3	4	7	8
Drew Doughty	78	10	27	37	64	Matt Greene	38	2	4	6	47
Slava Voynov	82	4	30	34	44	Matt Frattin	20	2	4	6	11
Dwight King	77	15	15	30	18	Linden Vey	18	0	5	5	0
Tyler Toffoli	62	12	17	29	10	Daniel Carillo	26	1	1	2	57
Dustin Brown	79	15	12	27	66	Colin Fraser	33	0	2	2	30
Jarret Stoll	78	8	19	27	48	Jonathan Quick	49	0	2	2	2
Jake Muzzin	76	5	19	24	58	Martin Jones	19	0	1	1	0
Alec Martinez	61	11	11	22	14	Ben Scrivens	19	0	1	1	0
Marian Gaborik	19	5	11	16	4	Andrew Campbell	3	0	0	0	0
Robyn Regehr	79	3	11	14	46	Shootout Goals/Team PIM	8			8	6
Willie Mitchell	76	1	11	12	58	Team Totals	82	206	339	545	876

GOALTENDER	GP	MIN	GA	SO	EN	SA	S%	AVG	W-L-OT
Martin Jones	19	1,095	33	4	1	500	.934	1.81	12-6-0
Ben Scrivens	19	975	32	3	1	464	.931	1.97	7-5-4
Jonathan Quick	49	2,904	100	6	1	1,183	.915	2.07	27-17-4
Empty Net Goals			3			3			
Shootout Goals Allowed			6						
Team Totals	82	5,001	174	13	3	2,150	.922#	2.02#	46-28-8

#Shootout Goals Allowed are not included in the Team Save Percentage and Team Goals Against Average.

RESULTS

1 Oct. 3 @ Minnesota	3-2	W**	1-0-0	18,511	42 Jan. 2 @ St. Louis	0-5	L	25-13-4	19,839
2 Oct. 4 @ Winnipeg	3-5	L	1-1-0	15,004	43 Jan. 4 VANCOUVER	3-1	W	26-13-4	18,118+
3 Oct. 7 NY RANGERS	1-3	L	1-2-0	18,118+	44 Jan. 7 MINNESOTA	1-2	O**	26-13-5	18,118+
4 Oct. 9 OTTAWA	4-3	W*	2-2-0	18,118+	45 Jan. 9 BOSTON	4-2	W	27-13-5	18,118+
5 Oct. 11 @ Carolina	2-1	W**	3-2-0	16,353	46 Jan. 11 DETROIT	1-3	L	27-14-5	18,262+
6 Oct. 13 @ Florida	3-0	W	4-2-0	12,810	47 Jan. 13 VANCOUVER	1-0	W	28-14-5	18,118+
7 Oct. 15 @ Tampa Bay	1-5	L	4-3-0	16,310	48 Jan. 16 @ St. Louis	4-1	W	29-14-5	19,374
8 Oct. 17 @ Nashville	2-1	W**	5-3-0	16,416	49 Jan. 18 @ Detroit	2-3	O**	29-14-6	20,066
9 Oct. 19 DALLAS	5-2	W	6-3-0	18,118+	50 Jan. 20 @ Boston	2-3	L	29-15-6	17,565
10 Oct. 21 CALGARY	2-3	L	6-4-0	18,118+	51 Jan. 21 @ Columbus	3-5	L	29-16-6	13,286
11 Oct. 24 PHOENIX	7-4	W	7-4-0	18,118+	52 Jan. 23 @ Anaheim	1-2	L	29-17-6	17,503
12 Oct. 27 EDMONTON	2-1	W**	8-4-0	18,118+	53 Jan. 25 ANAHEIM^	0-3	L	29-18-6	54,099+
13 Oct. 29 @ Phoenix	1-3	L	8-5-0	10,452	54 Jan. 27 @ San Jose	1-0	W	30-18-6	17,562
14 Oct. 30 SAN JOSE	4-3	W*	9-5-0	18,118+	55 Jan. 28 @ Phoenix	0-3	L	30-19-6	13,681
15 Nov. 2 NASHVILLE	3-4	L	9-6-0	18,118+	56 Jan. 30 PITTSBURGH	1-4	L	30-20-6	18,118+
16 Nov. 7 BUFFALO	2-0	W	10-6-0	18,118+	57 Feb. 1 PHILADELPHIA	0-2	L	30-21-6	18,118+
17 Nov. 9 VANCOUVER	5-1	W	11-6-0	18,118+	58 Feb. 3 CHICAGO	3-5	L	30-22-6	18,118+
18 Nov. 12 @ Buffalo	2-3	O**	11-6-1	18,281	59 Feb. 6 COLUMBUS	2-1	W*	31-22-6	18,118+
19 Nov. 14 @ NY Islanders	3-2	W	12-6-1	13,922	60 Feb. 26 @ Colorado	6-4	W	32-22-6	16,754
20 Nov. 15 @ New Jersey	2-0	W	13-6-1	12,168	61 Feb. 27 @ Calgary	2-0	W	33-22-6	19,289
21 Nov. 17 @ NY Rangers	1-0	W	14-6-1	18,006	62 Mar. 1 CAROLINA	3-1	W	34-22-6	18,118+
22 Nov. 19 TAMPA BAY	5-2	W	15-6-1	18,118+	63 Mar. 3 MONTREAL	2-1	W	35-22-6	18,118+
23 Nov. 21 NEW JERSEY	1-2	O*	15-6-2	18,118+	64 Mar. 6 @ Winnipeg	3-1	W	36-22-6	15,004
24 Nov. 23 COLORADO	0-1	O*	15-6-3	18,118+	65 Mar. 9 @ Edmonton	4-2	W	37-22-6	16,839
25 Nov. 25 @ Vancouver	3-2	W*	16-6-3	18,910	66 Mar. 10 @ Calgary	3-2	W	38-22-6	19,289
26 Nov. 27 @ San Jose	2-3	O**	16-6-4	17,562	67 Mar. 13 TORONTO	2-3	L	38-23-6	18,319+
27 Nov. 30 CALGARY	1-2	L	16-7-4	18,118+	68 Mar. 15 ANAHEIM	1-2	L	38-24-6	18,278+
28 Dec. 2 ST. LOUIS	3-2	W	17-7-4	18,118+	69 Mar. 17 PHOENIX	3-4	L	38-25-6	18,118+
29 Dec. 3 @ Anaheim	3-2	W**	18-7-4	17,294	70 Mar. 20 WASHINGTON	2-1	W**	39-25-6	18,118+
30 Dec. 7 NY ISLANDERS	3-0	W	19-7-4	18,118+	71 Mar. 22 FLORIDA	4-0	W	40-25-6	18,118+
31 Dec. 10 @ Montreal	6-0	W	20-7-4	21,273	72 Mar. 24 @ Philadelphia	3-2	W	41-25-6	19,876
32 Dec. 11 @ Toronto	3-1	W	21-7-4	19,375	73 Mar. 25 @ Washington	5-4	W**	42-25-6	18,506
33 Dec. 14 @ Ottawa	5-2	W	22-7-4	17,140	74 Mar. 27 @ Pittsburgh	3-2	W	43-25-6	18,650
34 Dec. 15 @ Chicago	1-3	L	22-8-4	21,426	75 Mar. 29 WINNIPEG	4-0	W	44-25-6	18,118+
35 Dec. 17 EDMONTON	3-0	W	23-8-4	18,118+	76 Mar. 31 MINNESOTA	2-3	L	44-26-6	18,118+
36 Dec. 19 SAN JOSE	4-1	W	24-8-4	18,118+	77 Apr. 2 PHOENIX	4-0	W	45-26-6	18,118+
37 Dec. 21 COLORADO	3-2	W**	25-8-4	18,118+	78 Apr. 3 @ San Jose	1-2	L	45-27-6	17,562
38 Dec. 23 DALLAS	2-5	L	25-9-4	18,274+	79 Apr. 5 @ Vancouver	1-2	L	45-28-6	18,910
39 Dec. 28 @ Nashville	2-3	L	25-10-4	17,113	80 Apr. 9 @ Calgary	3-4	O**	45-28-7	19,289
40 Dec. 30 @ Chicago	0-1	L	25-11-4	22,161	81 Apr. 10 @ Edmonton	3-0	W	46-28-7	16,839
41 Dec. 31 @ Dallas	2-3	L	25-12-4	15,610	82 Apr. 12 ANAHEIM	3-4	O**	46-28-8	18,372+

*overtime **shootout +home sellout ^Game played at Dodger Stadium

KINGS 2014-15 SEASON IN REVIEW

Record: 40-27-15 (95 points)
Pacific Division Finish: 4th

General Manager: Dean Lombardi
Head Coach: Darryl Sutter
Captain: Dustin Brown

SCORING

PLAYER	GP	G	A	PTS	PIM	PLAYER	GP	G	A	PTS	PIM
Anze Kopitar	79	16	48	64	10	Kyle Clifford	80	6	9	15	87
Jeff Carter	82	28	34	62	28	Robyn Regehr	67	3	10	13	45
Tyler Toffoli	76	23	26	49	37	Jordan Nolan	60	6	3	9	54
Marian Gaborik	69	27	20	47	16	Jamie McBain	26	3	6	9	4
Drew Doughty	82	7	39	46	56	Matt Greene	82	3	6	9	54
Justin Williams	81	18	23	41	29	Nick Shore	34	1	6	7	10
Jake Muzzin	76	10	31	41	22	Andrej Sekera	16	1	3	4	6
Dustin Brown	82	11	16	27	26	Andy Andreoff	18	2	1	3	18
Dwight King	81	13	13	26	21	Slava Voynov	6	0	2	2	2
Trevor Lewis	73	9	16	25	14	Jeff Schultz	9	0	1	1	4
Brayden McNabb	71	2	22	24	52	Martin Jones	15	0	1	1	0
Alec Martinez	56	6	16	22	10	Jonathan Quick	72	0	1	1	18
Jarret Stoll	73	6	11	17	58	David Van Der Gulik	1	0	0	0	0
Tanner Pearson	42	12	4	16	14	Shootout Goals/Team PIM	2			2	10
Mike Richards	53	5	11	16	39	Team Totals	82	220	379	599	744

GOALTENDER	GP	MIN	GA	SO	EN	SA	S%	AVG	W-L-OT
Jonathan Quick	72	4,184	156	6	8	1,896	.918	2.24	36-22-13
Martin Jones	15	775	29	3	4	307	.906	2.25	4-5-2
Empty Net Goals			12			12			
Shootout Goals Allowed			8						
Team Totals	82	4,990	205	9	12	2,215	.911#	2.37#	40-27-15

#Shootout Goals Allowed are not included in the Team Save Percentage and Team Goals Against Average.

RESULTS

1	Oct. 8	SAN JOSE	0-4	L	0-1-0	18,514+	42	Jan. 10	WINNIPEG	4-5	O**	19-13-10	18,230+
2	Oct. 11	Arizona	2-3	O*	0-1-1	12,859	43	Jan. 12	TORONTO	2-0	W	20-13-10	18,230+
3	Oct. 12	WINNIPEG	4-1	W	1-1-1	18,230+	44	Jan. 14	NEW JERSEY	3-5	L	20-14-10	18,230+
4	Oct. 14	EDMONTON	6-1	W	2-1-1	18,230+	45	Jan. 17	ANAHEIM	2-3	O**	20-14-11	18,422+
5	Oct. 16	ST. LOUIS	1-0	W**	3-1-1	18,230+	46	Jan. 19	CALGARY	1-2	O*	20-14-12	18,230+
6	Oct. 19	MINNESOTA	2-1	W	4-1-1	18,230+	47	Jan. 21	San Jose	2-4	L	20-15-12	17,562
7	Oct. 23	BUFFALO	2-0	W	5-1-1	18,230+	48	Jan. 28	CHICAGO	4-3	W	21-15-12	18,525+
8	Oct. 26	COLUMBUS	5-2	W	6-1-1	18,230+	49	Jan. 31	Boston	1-3	L	21-16-12	17,565
9	Oct. 28	Philadelphia	2-3	O*	6-1-2	19,873	50	Feb. 3	Washington	0-4	L	21-17-12	18,506
10	Oct. 30	Pittsburgh	0-3	L	6-2-2	18,570	51	Feb. 5	Florida	2-3	L	21-18-12	9,624
11	Oct. 31	Detroit	2-5	L	6-3-2	20,027	52	Feb. 7	Tampa Bay	4-2	W	22-18-12	19,204
12	Nov. 2	Carolina	2-3	L	6-4-2	10,519	53	Feb. 9	Columbus	4-3	W	23-18-12	14,703
13	Nov. 4	Dallas	3-1	W	7-4-2	16,567	54	Feb. 12	CALGARY	5-3	W	24-18-12	18,230+
14	Nov. 6	NY ISLANDERS	1-2	O**	7-4-3	18,230+	55	Feb. 14	WASHINGTON	3-1	W	25-18-12	18,230+
15	Nov. 8	VANCOUVER	5-1	W	8-4-3	18,230+	56	Feb. 16	TAMPA BAY	3-2	W	26-18-12	18,230+
16	Nov. 12	Anaheim	5-6	O**	8-4-4	17,245	57	Feb. 18	Colorado	4-1	W	27-18-12	15,786
17	Nov. 13	DALLAS	0-2	L	8-5-4	18,230+	58	Feb. 21	San Jose^	2-1	W	28-18-12	70,205
18	Nov. 15	ANAHEIM	3-2	W*	9-5-4	18,230+	59	Feb. 24	DETROIT	1-0	W	29-18-12	18,230+
19	Nov. 18	FLORIDA	5-2	W	10-5-4	18,230+	60	Feb. 26	OTTAWA	0-1	L	29-19-12	18,230+
20	Nov. 20	CAROLINA	3-2	W	11-5-4	18,230+	61	Feb. 27	Anaheim	2-4	L	29-20-12	17,413
21	Nov. 22	Dallas	4-5	L	11-6-4	18,111	62	Mar. 1	Winnipeg	2-5	L	29-21-12	15,916
22	Nov. 25	Nashville	3-4	O**	11-6-5	17,181	63	Mar. 3	Edmonton	5-2	W	30-21-12	16,839
23	Nov. 26	Minnesota	4-0	W	12-6-5	19,038	64	Mar. 5	MONTREAL	4-3	W**	31-21-12	18,230+
24	Nov. 29	CHICAGO	1-4	L	12-7-5	18,471+	65	Mar. 7	PITTSBURGH	0-1	O*	31-21-13	18,487+
25	Dec. 2	BOSTON	2-0	W	13-7-5	18,230+	66	Mar. 10	Colorado	5-2	W	32-21-13	15,724
26	Dec. 4	Arizona	4-0	W	14-7-5	12,254	67	Mar. 12	Vancouver	4-0	W	33-21-13	18,663
27	Dec. 6	PHILADELPHIA	1-2	L	14-8-5	18,230+	68	Mar. 14	NASHVILLE	1-2	L	33-22-13	18,230+
28	Dec. 9	Buffalo	0-1	L	14-9-5	18,438	69	Mar. 16	ARIZONA	1-0	W	34-22-13	18,230+
29	Dec. 11	Ottawa	5-3	W	15-9-5	17,284	70	Mar. 18	Anaheim	2-3	O*	34-22-14	17,174
30	Dec. 12	Montreal	2-6	L	15-10-5	21,287	71	Mar. 21	VANCOUVER	1-4	L	34-23-14	18,230+
31	Dec. 14	Toronto	3-4	O**	15-10-6	19,219	72	Mar. 23	New Jersey	3-1	W	35-23-14	15,721
32	Dec. 16	St. Louis	2-5	L	15-11-6	17,212	73	Mar. 24	NY Rangers	4-2	W	36-23-14	18,006
33	Dec. 18	ST. LOUIS	6-4	W	16-11-6	18,230+	74	Mar. 26	NY Islanders	3-2	W	37-23-14	16,170
34	Dec. 20	ARIZONA	4-2	W	17-11-6	18,230+	75	Mar. 28	Minnesota	1-4	L	37-24-14	19,204
35	Dec. 22	CALGARY	3-4	O*	17-11-7	18,230+	76	Mar. 30	Chicago	1-4	L	37-25-14	21,848
36	Dec. 27	SAN JOSE	3-1	W	18-11-7	18,451+	77	Apr. 2	EDMONTON	8-2	W	38-25-14	18,230+
37	Dec. 29	Calgary	1-2	L	18-12-7	19,289	78	Apr. 4	COLORADO	3-1	W	39-25-14	18,230+
38	Dec. 30	Edmonton	2-3	O**	18-12-8	16,839	79	Apr. 6	Vancouver	1-2	O**	39-25-15	18,870
39	Jan. 1	Vancouver	3-2	W	19-12-8	18,870	80	Apr. 7	Edmonton	2-4	L	39-26-15	16,839
40	Jan. 3	NASHVILLE	6-7	O*	19-12-9	18,230+	81	Apr. 9	Calgary	1-3	L	39-27-15	19,289
41	Jan. 8	NY RANGERS	3-4	L	19-13-9	18,230+	82	Apr. 11	SAN JOSE	4-1	W	40-27-15	18,230+

KINGS 2015-16 SEASON IN REVIEW

Record: 48-28-6 (102 points)
Pacific Division Finish: 2nd

General Manager: Dean Lombardi
Head Coach: Darryl Sutter
Captain: Dustin Brown

SCORING											
PLAYER	GP	G	A	PTS	PIM	PLAYER	GP	G	A	PTS	PIM
Anze Kopitar	81	25	49	74	16	Kyle Clifford	56	3	6	9	55
Jeff Carter	77	24	38	62	20	Jamie McBain	44	2	7	9	6
Tyler Toffoli	82	31	27	58	20	Rob Scuderi	21	0	6	6	2
Milan Lucic	81	20	35	55	79	Kris Versteeg	14	4	1	5	9
Drew Doughty	82	14	37	51	52	Jordan Nolan	52	0	5	5	38
Jake Muzzin	82	8	32	40	64	Michael Mersch	17	1	2	3	0
Tanner Pearson	79	15	21	36	18	Jonathan Quick	68	0	3	3	10
Alec Martinez	78	10	21	31	40	Derek Forbort	14	1	1	2	17
Dustin Brown	82	11	17	28	30	Peter Budaj	1	0	0	0	0
Marian Gaborik	54	12	10	22	20	Jeff Schultz	1	0	0	0	0
Vincent Lecavalier	42	10	7	17	20	Matt Greene	3	0	0	0	8
Trevor Lewis	75	8	8	16	20	Nic Dowd	5	0	0	0	2
Brayden McNabb	81	2	12	14	92	Kevin Gravel	5	0	0	0	0
Dwight King	47	7	6	13	24	Jordan Weal	10	0	0	0	2
Luke Schenn	43	2	9	11	52	Jhonas Enroth	16	0	0	0	0
Andy Andreoff	60	8	2	10	76	Shootout Goals/Team PIM	2			2	10
Nick Shore	68	3	7	10	32	Team Totals	82	225	377	602	866
Christian Ehrhoff	40	2	8	10	32						
GOALTENDER											
	GP	MIN	GA	SO	SA	S%	AVG	W-L-OT			
Jhonas Enroth	16	856	31	2	398	.922	2.17	7-5-1			
Jonathan Quick	68	4,034	149	5	1,820	.918	2.22	40-23-5			
Peter Budaj	1	62	4	0	28	.857	3.87	1-0-0			
Empty Net Goals					8						
Shootout Goals Allowed			3								
Team Totals	82	4,984	195	7	2,254	.915#	2.31#	48-28-6			

#Shootout Goals Allowed are not included in the Team Save Percentage and Team Goals Against Average.

RESULTS

1 Oct. 7	SAN JOSE	1-5	L	0-1-0	18,230+	42 Jan. 11	DETROIT	4-2	W	27-12-3	18,230+
2 Oct. 9	ARIZONA	1-4	L	0-2-0	18,230+	43 Jan. 16	OTTAWA	3-5	L	27-13-3	18,230+
3 Oct. 13	VANCOUVER	0-3	L	0-3-0	18,230+	44 Jan. 17 @	Anaheim	3-2	W	28-13-3	17,227
4 Oct. 16	MINNESOTA	2-1	W*	1-3-0	18,230+	45 Jan. 19	DALLAS	3-2	W	29-13-3	18,230+
5 Oct. 18	COLORADO	2-1	W	2-3-0	18,230+	46 Jan. 21	MINNESOTA	0-3	L	29-14-3	18,230+
6 Oct. 22 @	San Jose	4-1	W	3-3-0	16,797	47 Jan. 23 @	Arizona	2-3	L	29-15-3	14,195
7 Oct. 23	CAROLINA	3-0	W	4-3-0	18,230+	48 Jan. 24 @	San Jose	3-2	W*	30-15-3	17,562
8 Oct. 25 @	Edmonton	3-2	W	5-3-0	16,839	49 Jan. 27	COLORADO	3-4	L	30-16-3	18,230+
9 Oct. 27 @	Winnipeg	4-1	W	6-3-0	15,294	50 Feb. 2 @	Arizona	6-2	W	31-16-3	12,261
10 Oct. 31	NASHVILLE	4-3	W*	7-3-0	18,230+	51 Feb. 4	ANAHEIM	2-4	L	31-17-3	18,230+
11 Nov. 2 @	Chicago	2-4	L	7-4-0	21,534	52 Feb. 9 @	Boston	9-2	W	32-17-3	17,565
12 Nov. 3 @	St. Louis	3-0	W	8-4-0	17,529	53 Feb. 11 @	NY Islanders	2-5	L	32-18-3	13,643
13 Nov. 5	COLUMBUS	2-3	L	8-5-0	18,230+	54 Feb. 12 @	NY Rangers	5-4	W*	33-18-3	18,006
14 Nov. 7	FLORIDA	4-1	W	9-5-0	18,230+	55 Feb. 14 @	New Jersey	0-1	L	33-19-3	16,514
15 Nov. 10	ARIZONA	2-3	L	9-6-0	18,230+	56 Feb. 16 @	Washington	1-3	L	33-20-3	18,506
16 Nov. 12	NY ISLANDERS	2-1	W	10-6-0	18,230+	57 Feb. 18 @	St. Louis	1-2	O*	33-20-4	18,923
17 Nov. 14	EDMONTON	4-3	W	11-6-0	18,230+	58 Feb. 20 @	Nashville	2-1	W*	34-20-4	17,369
18 Nov. 17 @	Philadelphia	3-2	W**	12-6-0	18,846	59 Feb. 23	CALGARY	2-1	W	35-20-4	18,230+
19 Nov. 20 @	Detroit	2-3	L	12-7-0	20,027	60 Feb. 25	EDMONTON	2-1	W	36-20-4	18,230+
20 Nov. 22 @	Carolina	3-4	L	12-8-0	10,154	61 Feb. 27	BUFFALO	2-0	W	37-20-4	18,230+
21 Nov. 23 @	Florida	3-1	W	13-8-0	10,997	62 Feb. 28 @	Anaheim	2-4	L	37-21-4	17,174
22 Nov. 25 @	Tampa Bay	1-2	O**	13-8-1	19,092	63 Mar. 3	MONTREAL	3-2	W	38-21-4	18,230+
23 Nov. 28	CHICAGO	3-2	W*	14-8-1	18,482+	64 Mar. 5	ANAHEIM	2-3	L	38-22-4	18,230+
24 Dec. 1	VANCOUVER	2-1	W*	15-8-1	18,230+	65 Mar. 7	VANCOUVER	5-1	W	39-22-4	18,230+
25 Dec. 5	PITTSBURGH	5-3	W	16-8-1	18,230+	66 Mar. 9	WASHINGTON	4-3	W*	40-22-4	18,324+
26 Dec. 6	TAMPA BAY	3-1	W	17-8-1	18,230+	67 Mar. 12	NEW JERSEY	1-2	O*	40-22-5	18,412+
27 Dec. 8 @	Columbus	3-2	W*	18-8-1	15,633	68 Mar. 14 @	Chicago	5-0	W	41-22-5	22,170
28 Dec. 11 @	Pittsburgh	3-2	W**	19-8-1	18,489	69 Mar. 15 @	Dallas	5-2	W	42-22-5	18,532
29 Dec. 12 @	Buffalo	1-2	O*	19-8-2	18,133	70 Mar. 17	NY RANGERS	4-3	W*	43-22-5	18,230+
30 Dec. 14 @	Ottawa	3-5	L	19-9-2	17,829	71 Mar. 19	BOSTON	2-1	W	44-22-5	18,373+
31 Dec. 17 @	Montreal	3-0	W	20-9-2	21,288	72 Mar. 21 @	Nashville	2-5	L	44-23-5	17,113
32 Dec. 19 @	Toronto	0-5	L	20-10-2	19,362	73 Mar. 22 @	Minnesota	1-2	L	44-24-5	19,018
33 Dec. 22	SAN JOSE	3-5	L	20-11-2	18,493+	74 Mar. 24 @	Winnipeg	1-4	L	44-25-5	15,294
34 Dec. 26 @	Arizona	4-3	W*	21-11-2	15,277	75 Mar. 26	EDMONTON	6-4	W	45-25-5	18,230+
35 Dec. 28 @	Vancouver	5-0	W	22-11-2	18,570	76 Mar. 28 @	San Jose	2-5	L	45-26-5	17,066
36 Dec. 29 @	Edmonton	5-2	W	23-11-2	16,839	77 Mar. 31	CALGARY	3-0	W	46-26-5	18,417+
37 Dec. 31 @	Calgary	4-1	W	24-11-2	19,289	78 Apr. 2	DALLAS	2-3	L	46-27-5	18,230+
38 Jan. 2	PHILADELPHIA	2-1	W	25-11-2	18,230+	79 Apr. 4 @	Vancouver	2-3	L	46-28-5	18,415
39 Jan. 4 @	Colorado	1-4	L	25-12-2	15,202	80 Apr. 5 @	Calgary	5-4	W*	47-28-5	18,438
40 Jan. 7	TORONTO	2-1	W	26-12-2	18,230+	81 Apr. 7	ANAHEIM	2-1	W	48-28-5	18,511+
41 Jan. 9	ST. LOUIS	1-2	O**	26-12-3	18,413+	82 Apr. 9	WINNIPEG	3-4	O**	48-28-6	18,449+

*overtime **shootout +home sellout

KINGS 2016-17 SEASON IN REVIEW

Record: 39-35-8 (86 points)
Pacific Division Finish: 5th

General Manager: Dean Lombardi
Head Coach: Darryl Sutter
Captain: Anze Kopitar

SCORING											
PLAYER	GP	G	A	PTS	PIM	PLAYER	GP	G	A	PTS	PIM
Jeff Carter	82	32	34	66	41	Paul LaDue	22	0	8	8	4
Anze Kopitar	76	12	40	52	28	Kevin Gravel	49	1	6	7	6
Tanner Pearson	80	24	20	44	13	Adrian Kempe	25	2	4	6	6
Drew Doughty	82	12	32	44	46	Tom Gilbert	18	1	4	5	6
Alec Martinez	82	9	30	39	24	Brayden McNabb	49	2	2	4	54
Dustin Brown	80	14	22	36	22	Matt Greene	26	1	1	2	19
Tyler Toffoli	63	16	18	34	22	Jonny Brodzinski	6	0	2	2	2
Jake Muzzin	82	9	19	28	46	Teddy Purcell	12	0	2	2	0
Trevor Lewis	82	12	12	24	30	Andy Andreoff	36	0	2	2	70
Nic Dowd	70	6	16	22	25	Peter Budaj	53	0	1	1	0
Marian Gaborik	56	10	11	21	18	Jack Campbell	1	0	0	0	0
Derek Forbort	82	2	16	18	54	Ben Bishop	7	0	0	0	2
Nick Shore	70	6	11	17	20	Jeff Zatkoff	13	0	0	0	0
Dwight King	63	8	7	15	10	Jonathan Quick	17	0	0	0	2
Kyle Clifford	73	6	6	12	92	Shootout Goals/Team PIM	2			2	18
Devlin Setoguchi	45	4	8	12	14	Team Totals	82	201	341	542	754
Jarome Iginla	19	6	3	9	16						
Jordan Nolan	46	4	4	8	44						
GOALTENDER											
	GP	MIN	GA	SO	SA	S%	AVG	W-L-OT			
Jack Campbell	1	20	0	0	5	1.000	0.00	0-0-0			
Peter Budaj	53	3,029	107	7	1,286	.917	2.12	27-20-3			
Jonathan Quick	17	931	35	2	421	.917	2.26	8-5-2			
Ben Bishop	7	410	17	0	170	.900	2.49	2-3-2			
Jeff Zatkoff	13	550	27	0	223	.879	2.95	2-7-1			
Empty Net Goals			15		15						
Shootout Goals Allowed			4								
Team Totals	82	4,978	205	9	2,120	.905#	2.42#	39-35-8			

#Shootout Goals Allowed are not included in the Team Save Percentage and Team Goals Against Average.

RESULTS

1	Oct 12 @	San Jose	1-2	L	0-1-0	17562	42	Jan 12	ST. LOUIS	5-1	W	21-17-4	18230+
2	Oct 14	PHILADELPHIA	2-4	L	0-2-0	18453+	43	Jan 14	WINNIPEG	3-2	W*	22-17-4	18230+
3	Oct 18 @	Minnesota	3-6	L	0-3-0	18644	44	Jan 16	TAMPA BAY	1-2	L	22-18-4	18230+
4	Oct 20 @	Dallas	4-3	W*	1-3-0	18532	45	Jan 18	SAN JOSE	2-3	L	22-19-4	18230+
5	Oct 22	VANCOUVER	4-3	W**	2-3-0	18230+	46	Jan 21 @	NY Islanders	2-4	L	22-20-4	15138
6	Oct 25	COLUMBUS	3-2	W*	3-3-0	18230+	47	Jan 23 @	NY Rangers	2-3	L	22-21-4	18006
7	Oct 27	NASHVILLE	3-2	W*	4-3-0	18230+	48	Jan 24 @	New Jersey	3-1	W	23-21-4	13412
8	Oct 29 @	St. Louis	0-1	L	4-4-0	18631	49	Jan 26 @	Carolina	3-0	W	24-21-4	10486
9	Oct 30 @	Chicago	0-3	L	4-5-0	21329	50	Jan 31 @	Arizona	3-2	W	25-21-4	11577
10	Nov 1	ANAHEIM	0-4	L	4-6-0	18230+	51	Feb 1	COLORADO	5-0	W	26-21-4	18230+
11	Nov 3	PITTSBURGH	3-2	W*	5-6-0	18230+	52	Feb 4 @	Philadelphia	1-0	W*	27-21-4	19833
12	Nov 5	CALGARY	5-0	W	6-6-0	18230+	53	Feb 5 @	Washington	0-5	L	27-22-4	18506
13	Nov 8 @	Toronto	7-0	W	7-6-0	18976	54	Feb 7 @	Tampa Bay	0-5	L	27-23-4	19092
14	Nov 10 @	Montreal	1-4	L	7-7-0	21288	55	Feb 9 @	Florida	6-3	W	28-23-4	13451
15	Nov 11 @	Ottawa	1-2	L	7-8-0	15262	56	Feb 16	ARIZONA	3-5	L	28-24-4	18230+
16	Nov 13 @	Winnipeg	2-3	O**	7-8-1	15294	57	Feb 18	FLORIDA	2-3	L	28-25-4	18230+
17	Nov 15 @	Colorado	1-4	L	7-9-1	14805	58	Feb 19 @	Anaheim	0-1	L	28-26-4	17174
18	Nov 17	EDMONTON	4-2	W	8-9-1	18230+	59	Feb 21 @	Colorado	2-1	W	29-26-4	13768
19	Nov 19	NEW JERSEY	4-2	W	9-9-1	18230+	60	Feb 23	BOSTON	1-4	L	29-27-4	18230+
20	Nov 20 @	Anaheim	3-2	W	10-9-1	16611	61	Feb 25	ANAHEIM	4-1	W	30-27-4	18230+
21	Nov 23	NY ISLANDERS	4-2	W	11-9-1	18230+	62	Feb 27 @	Minnesota	4-5	O*	30-27-5	19118
22	Nov 26	CHICAGO	2-1	W*	12-9-1	18435+	63	Feb 28 @	Calgary	1-2	O*	30-27-6	19289
23	Nov 30	SAN JOSE	1-4	L	12-10-1	18230+	64	Mar 2	TORONTO	3-2	W**	31-27-6	18230+
24	Dec 1 @	Arizona	4-3	W	13-10-1	11327	65	Mar 4	VANCOUVER	3-4	L	31-28-6	18230+
25	Dec 4	MONTREAL	4-5	O**	13-10-2	18230+	66	Mar 9	NASHVILLE	3-2	W*	32-28-6	18230+
26	Dec 8	CAROLINA	1-3	L	13-11-2	18230+	67	Mar 11	WASHINGTON	4-2	W	33-28-6	18230+
27	Dec 10	OTTAWA	4-1	W	14-11-2	18230+	68	Mar 13	ST. LOUIS	1-3	L	33-29-6	18230+
28	Dec 13 @	Buffalo	3-6	L	14-12-2	18375	69	Mar 14	ARIZONA	2-3	O**	33-29-7	18230+
29	Dec 15 @	Detroit	4-1	W	15-12-2	20027	70	Mar 16	BUFFALO	2-0	W	34-29-7	18230+
30	Dec 16 @	Pittsburgh	1-0	W*	16-12-2	18544	71	Mar 19 @	Calgary	2-5	L	34-30-7	19115
31	Dec 18 @	Boston	0-1	L	16-13-2	17565	72	Mar 20 @	Edmonton	0-2	L	34-31-7	18347
32	Dec 20 @	Columbus	2-3	O**	16-13-3	16568	73	Mar 23	WINNIPEG	5-2	W	35-31-7	18230+
33	Dec 22 @	Nashville	4-0	W	17-13-3	17156	74	Mar 25	NY RANGERS	0-3	L	35-32-7	18230+
34	Dec 23 @	Dallas	2-3	O*	17-13-4	18156	75	Mar 28 @	Edmonton	1-2	L	35-33-7	18347
35	Dec 28 @	Vancouver	1-2	L	17-14-4	18865	76	Mar 29 @	Calgary	4-1	W	36-33-7	19005
36	Dec 29 @	Edmonton	1-3	L	17-15-4	18347	77	Mar 31 @	Vancouver	2-0	W	37-33-7	18865
37	Dec 31	SAN JOSE	3-2	W	18-15-4	18230+	78	Apr 2	ARIZONA	1-2	L	37-34-7	18230+
38	Jan 3 @	San Jose	2-1	W*	19-15-4	17562	79	Apr 4	EDMONTON	6-4	W	38-34-7	18230+
39	Jan 5	DETROIT	0-4	L	19-16-4	18230+	80	Apr 6	CALGARY	1-4	L	38-35-7	18230+
40	Jan 7	MINNESOTA	4-3	W*	20-16-4	18230+	81	Apr 8	CHICAGO	3-2	W*	39-35-7	18230+
41	Jan 9	DALLAS	4-6	L	20-17-4	18230+	82	Apr 9 @	Anaheim	3-4	O*	39-35-8	16566

KINGS 2017-18 SEASON IN REVIEW

Record: 45-29-8 (98 points)
Pacific Division Finish: 4th

General Manager: Rob Blake
Head Coach: John Stevens
Captain: Anze Kopitar

SCORING

PLAYER	GP	G	A	PTS	PIM	PLAYER	GP	G	A	PTS	PIM
Anze Kopitar	82	35	57	92	20	Michael Amadio	37	4	4	8	8
Dustin Brown	81	28	33	61	58	Mike Cammalleri	15	3	4	7	4
Drew Doughty	82	10	50	60	54	Tobias Rieder	20	4	2	6	0
Tyler Toffoli	82	24	23	47	16	Jonny Brodzinski	35	4	2	6	6
Jake Muzzin	74	8	34	42	40	Nate Thompson	26	1	5	6	10
Tanner Pearson	82	15	25	40	27	Jussi Jokinen	18	1	4	5	4
Adrian Kempe	81	16	21	37	49	Paul LaDue	12	3	1	4	6
Trevor Lewis	68	14	12	26	25	Kurtis MacDermid	34	1	3	4	57
Alex Iafallo	75	9	16	25	12	Jonathan Quick	64	0	4	10	0
Alec Martinez	77	9	16	25	34	Kevin Gravel	16	0	3	3	2
Jeff Carter	27	13	9	22	2	Daniel Brickley	1	0	1	1	0
Derek Forbort	78	1	17	18	49	Brooks Laich	12	0	1	1	6
Nick Shore	49	4	11	15	12	Nic Dowd	16	0	1	1	12
Marian Gaborik	30	7	7	14	18	Darcy Kuemper	19	0	1	1	0
Christian Folin	65	3	10	13	30	Justin Auger	2	0	0	0	0
Torrey Mitchell	49	6	5	11	28	Andrew Crescenzi	2	0	0	0	2
Kyle Clifford	50	6	4	10	48	Jack Campbell	5	0	0	0	0
Dion Phaneuf	26	3	7	10	15	Shootout Goals/Team PIM	2			2	10
Andy Andreoff	45	3	6	9	50	Team Totals	82	239	406	645	735
Oscar Fantenberg	27	2	7	9	11						

GOALTENDER	GP	MIN	GA	SO	SA	S%	AVG	W-L-OT
Darcy Kuemper	19	999	35	3	516	.932	2.10	10-1-3
Jonathan Quick	64	3,677	147	5	1,867	.921	2.40	33-28-3
Jack Campbell	5	267	11	0	145	.924	2.47	2-0-2
Empty Net Goals			9		9			
Shootout Goals Allowed			1					

Team Totals 82 4,982 203 2,537 .920# 2.43# 45-29-8
#Shootout Goals Allowed are not included in the Team Save Percentage and Team Goals Against Average.

RESULTS

1 Oct 5 @ PHILADELPHIA	2-0 W	1-0-0	18,230+	42 Jan 6 @ NASHVILLE	3-4 L	24-13-5	18,230+
2 Oct 7 @ San Jose	4-1 W	2-0-0	17,562	43 Jan 13 @ ANAHEIM	2-4 L	24-14-5	18,443+
3 Oct 11 @ CALGARY	3-4 O*	2-0-1	18,230+	44 Jan 15 @ SAN JOSE	1-4 L	24-15-5	18,230+
4 Oct 14 @ BUFFALO	4-2 W	3-0-1	18,230+	45 Jan 18 @ PITTSBURGH	1-3 L	24-16-5	18,230+
5 Oct 15 @ NY ISLANDERS	3-2 W	4-0-1	18,230+	46 Jan 19 @ Anaheim	1-2 L	24-17-5	17,258
6 Oct 18 @ MONTREAL	5-1 W	5-0-1	18,230+	47 Jan 21 @ NY RANGERS	4-2 W	25-17-5	18,230+
7 Oct 21 @ Columbus	6-4 W	6-0-1	15,329	48 Jan 23 @ Vancouver	2-6 L	25-18-5	18,865
8 Oct 23 @ Toronto	2-3 L	6-1-1	19,235	49 Jan 24 @ Calgary	2-1 W*	26-18-5	19,004
9 Oct 24 @ Ottawa	3-2 W**	7-1-1	14,034	50 Jan 30 @ Dallas	3-0 W	27-18-5	17,655
10 Oct 26 @ Montreal	4-0 W	8-1-1	21,302	51 Feb 1 @ Nashville	0-5 L	27-19-5	17,384
11 Oct 28 @ Boston	2-1 W*	9-1-1	17,565	52 Feb 3 @ ARIZONA	6-0 W	28-19-5	18,230+
12 Oct 30 @ St. Louis	2-4 L	9-2-1	17,423	53 Feb 7 @ EDMONTON	5-2 W	29-19-5	18,230+
13 Nov 2 @ TORONTO	5-3 W	10-2-1	18,230+	54 Feb 9 @ Florida	3-1 W	30-19-5	14,099
14 Nov 4 @ NASHVILLE	3-4 O*	10-2-2	18,230+	55 Feb 10 @ Tampa Bay	3-4 L	30-20-5	19,092
15 Nov 7 @ Anaheim	4-3 W*	11-2-2	16,637	56 Feb 13 @ Carolina	3-7 L	30-21-5	12,805
16 Nov 9 @ TAMPA BAY	2-5 L	11-3-2	18,230+	57 Feb 15 @ Pittsburgh	1-3 L	30-22-5	18,604
17 Nov 12 @ SAN JOSE	1-2 L	11-4-2	18,230+	58 Feb 17 @ Buffalo	4-2 W	31-22-5	18,632
18 Nov 14 @ VANCOUVER	2-3 L	11-5-2	18,230+	59 Feb 19 @ Chicago	3-1 W	32-22-5	21,339
19 Nov 16 @ BOSTON	1-2 L	11-6-2	18,230+	60 Feb 20 @ Winnipeg	4-3 W	33-22-5	15,321
20 Nov 18 @ FLORIDA	4-0 W	12-6-2	18,230+	61 Feb 22 @ DALLAS	0-2 L	33-23-5	18,230+
21 Nov 19 @ Vegas	2-4 L	12-7-2	18,211	62 Feb 24 @ EDMONTON	3-4 L	33-24-5	18,230+
22 Nov 22 @ WINNIPEG	1-2 L	12-8-2	18,230+	63 Feb 26 @ VEGAS	3-2 W*	34-24-5	18,230+
23 Nov 24 @ Arizona	2-3 O*	12-8-3	12,285	64 Feb 27 @ Vegas	4-1 W	35-24-5	18,328
24 Nov 25 @ ANAHEIM	2-1 W**	13-8-3	18,230+	65 Mar 1 @ COLUMBUS	5-2 W	36-24-5	18,230+
25 Nov 28 @ Detroit	4-1 W	14-8-3	19,515	66 Mar 3 @ CHICAGO	3-5 L	36-25-5	18,230+
26 Nov 30 @ Washington	5-2 W	15-8-3	18,506	67 Mar 8 @ WASHINGTON	3-1 W	37-25-5	18,230+
27 Dec 1 @ St. Louis	4-1 W	16-8-3	18,322	68 Mar 10 @ ST. LOUIS	2-7 L	37-26-5	18,230+
28 Dec 3 @ Chicago	3-1 W	17-8-3	21,622	69 Mar 12 @ VANCOUVER	3-0 W	38-26-5	18,230+
29 Dec 5 @ MINNESOTA	5-2 W	18-8-3	18,230+	70 Mar 13 @ Arizona	4-4 O**	38-26-6	11,346
30 Dec 7 @ OTTAWA	4-3 W*	19-8-3	18,230+	71 Mar 15 @ DETROIT	4-1 W	39-26-6	18,230+
31 Dec 9 @ CAROLINA	3-2 W*	20-8-3	18,230+	72 Mar 17 @ NEW JERSEY	0-3 L	39-27-6	18,230+
32 Dec 12 @ New Jersey	1-5 L	20-9-3	13,275	73 Mar 19 @ Minnesota	4-3 W*	40-27-6	19,081
33 Dec 15 @ NY Rangers	2-4 L	20-10-3	17,756	74 Mar 20 @ Winnipeg	1-2 O*	40-27-7	15,321
34 Dec 16 @ NY Islanders	3-4 O*	20-10-4	13,087	75 Mar 22 @ Colorado	7-1 W	41-27-7	17,071
35 Dec 18 @ Philadelphia	4-1 W	21-10-4	19,617	76 Mar 24 @ Edmonton	2-3 L	41-28-7	18,347
36 Dec 21 @ COLORADO	2-1 W*	22-10-4	18,230+	77 Mar 26 @ CALGARY	3-0 W	42-28-7	18,230+
37 Dec 23 @ San Jose	0-2 L	22-11-4	17,562	78 Mar 29 @ ARIZONA	4-2 W	43-28-7	18,230+
38 Dec 28 @ VEGAS	2-3 O*	22-11-5	18,432+	79 Mar 30 @ Anaheim	1-2 O*	43-28-8	17,473
39 Dec 30 @ Vancouver	4-3 W	23-11-5	18,865	80 Apr 2 @ COLORADO	3-1 W	44-28-8	18,230+
40 Jan 2 @ Edmonton	5-0 W	24-11-5	18,347	81 Apr 5 @ MINNESOTA	5-4 W*	45-28-8	18,230+
41 Jan 4 @ Calgary	3-4 L	24-12-5	19,206	82 Apr 7 @ DALLAS	2-4 L	45-29-8	18,230+

*overtime **shootout +home sellout

KINGS 2018-19 SEASON IN REVIEW

Record: 31-42-9 (71 points)
Pacific Division Finish: 8th

General Manager: Rob Blake
Head Coach: John Stevens (4-8-1/
Willie Desjardins (27-34-8)
Captain: Anze Kopitar

SCORING

PLAYER	GP	G	A	PTS	PIM	PLAYER	GP	G	A	PTS	PIM
Anze Kopitar	81	22	38	60	30	Matt Roy	25	2	4	6	8
Dustin Brown	72	22	29	51	24	Dion Phaneuf	67	1	5	6	53
Drew Doughty	82	8	37	45	44	Paul LaDue	33	2	3	5	12
Ilya Kovalchuk	64	16	18	34	10	Carl Hagelin	22	1	4	5	8
Tyler Toffoli	82	13	21	34	23	Jonny Brodzinski	13	2	1	3	2
Alex Iafallo	82	15	18	33	22	Oscar Fantenberg	46	2	1	3	10
Jeff Carter	76	13	20	33	42	Jonathan Quick	46	0	2	2	6
Adrian Kempe	81	12	16	28	50	Nikita Scherbak	8	1	0	1	2
Austin Wagner	62	12	9	21	16	Daniel Brickley	4	0	1	1	0
Kyle Clifford	72	11	10	21	96	Jaret Anderson-Dolan	5	0	1	1	0
Jake Muzzin	50	4	17	21	33	Kurtis MacDermid	11	0	1	1	11
Brendan Leipsic	45	5	13	18	22	Tanner Pearson	17	0	1	1	8
Alec Martinez	60	4	14	18	8	Jack Campbell	31	0	1	1	0
Derek Forbort	81	2	12	14	52	Blake Lizotte	1	0	0	0	0
Michael Amadio	43	6	7	13	6	Peter Budaj	3	0	0	0	0
Trevor Lewis	44	3	9	12	9	Sheldon Rempal	7	0	0	0	0
Matt Luff	33	8	3	11	9	Calvin Petersen	11	0	0	0	0
Sean Walker	39	3	7	10	8	Shootout Goals/Team PIM	3			3	16
Carl Grundstrom	15	5	1	6	6	Team Totals	82	202	326	528	663
Nate Thompson	53	4	2	6	17						

GOALTENDER	GP	MIN	GA	SO	SA	S%	AVG	W-L-OT
Jack Campbell	31	1,593	61	2	845	.928	2.30	10-14-1
Calvin Petersen	11	622	27	1	355	.924	2.60	5-4-1
Jonathan Quick	46	2,648	149	2	1,329	.888	3.38	16-23-7
Peter Budaj	3	72	6	0	33	.818	5.00	0-1-0
Empty Net Goals			16		16			
Shootout Goals Allowed			4					

Team Totals 82 4,980 263 5 2,578 .900# 3.12# 31-42-9
#Shootout Goals Allowed are not included in the Team Save Percentage and Team Goals Against Average.

RESULTS

1	Oct 5	SAN JOSE	2-3	O*	0-0-1	18230+	42	Jan 3	TAMPA BAY	2-6	L	16-23-3	17551
2	Oct 7	DETROIT	4-2	W	1-0-1	18230+	43	Jan 5	EDMONTON	4-0	W	17-23-3	18230+
3	Oct 9 @	Winnipeg	1-2	L	1-1-1	15321	44	Jan 7 @	San Jose	1-3	L	17-24-3	15447
4	Oct 11 @	Montreal	3-0	W	2-1-1	21032	45	Jan 10	OTTAWA	1-4	L	17-25-3	17713
5	Oct 13 @	Ottawa	1-5	L	2-2-1	15355	46	Jan 12	PITTSBURGH	5-2	W	18-25-3	18414+
6	Oct 15 @	Toronto	1-4	L	2-3-1	19429	47	Jan 15 @	Minnesota	2-3	O**	18-25-4	19017
7	Oct 18	NY ISLANDERS	2-7	L	2-4-1	18230+	48	Jan 17 @	Dallas	2-1	W	19-25-4	18045
8	Oct 20	BUFFALO	1-5	L	2-5-1	18230+	49	Jan 19 @	Colorado	1-7	L	19-26-4	18043
9	Oct 23 @	Dallas	2-4	L	2-6-1	17354	50	Jan 21	ST. LOUIS	4-3	W	20-26-4	18230+
10	Oct 25 @	Minnesota	1-4	L	2-7-1	18778	51	Feb 2 @	NY Islanders	2-4	L	20-27-4	13917
11	Oct 28	NY RANGERS	4-3	W	3-7-1	18230+	52	Feb 4 @	NY Rangers	4-3	W*	21-27-4	16233
12	Nov 1	PHILADELPHIA	2-5	L	3-8-1	18230+	53	Feb 5 @	New Jersey	5-1	W	22-27-4	14508
13	Nov 3	COLUMBUS	4-1	W	4-8-1	18230+	54	Feb 7 @	Philadelphia	3-2	W**	23-27-4	18982
14	Nov 6	ANAHEIM	4-1	W	5-8-1	18230+	55	Feb 9 @	Boston	4-5	O*	23-27-5	17565
15	Nov 8	MINNESOTA	1-3	L	5-9-1	17621	56	Feb 11 @	Washington	4-6	L	23-28-5	18506
16	Nov 10	CALGARY	0-1	L	5-10-1	18230+	57	Feb 14	VANCOUVER	3-4	O**	23-28-6	18230+
17	Nov 13	TORONTO	1-5	L	5-11-1	17859	58	Feb 16	BOSTON	2-4	L	23-29-6	18230+
18	Nov 16 @	Chicago	2-1	W**	6-11-1	21227	59	Feb 18	WASHINGTON	2-3	L	23-30-6	18230+
19	Nov 17 @	Nashville	3-5	L	6-12-1	17627	60	Feb 21 @	Nashville	1-2	L	23-31-6	17510
20	Nov 19 @	St. Louis	2-0	W	7-12-1	16860	61	Feb 23 @	Florida	1-6	L	23-32-6	14290
21	Nov 21	COLORADO	3-7	L	7-13-1	17840	62	Feb 25 @	Tampa Bay	3-4	O**	23-32-7	19092
22	Nov 24	VANCOUVER	2-4	L	7-14-1	17725	63	Feb 26 @	Carolina	1-6	L	23-33-7	13042
23	Nov 25	EDMONTON	5-2	W	8-14-1	17581	64	Feb 28	DALLAS	3-4	O*	23-33-8	18230+
24	Nov 27 @	Vancouver	2-1	W*	9-14-1	17790	65	Mar 2	CHICAGO	6-3	W	24-33-8	18230+
25	Nov 29 @	Edmonton	2-3	L	9-15-1	18347	66	Mar 5	MONTREAL	1-3	L	24-34-8	17764
26	Nov 30 @	Calgary	1-4	L	9-16-1	17989	67	Mar 7	ST. LOUIS	0-4	L	24-35-8	17837
27	Dec 2	CAROLINA	2-0	W	10-16-1	17546	68	Mar 9 @	Arizona	2-4	L	24-36-8	14976
28	Dec 4	ARIZONA	1-2	L	10-17-1	17203	69	Mar 10 @	Anaheim	3-2	W	25-36-8	17174
29	Dec 6	NEW JERSEY	3-6	L	10-18-1	17568	70	Mar 14	NASHVILLE	1-3	L	25-37-8	17730
30	Dec 8	VEGAS	5-1	W	11-18-1	17631	71	Mar 16	FLORIDA	3-4	L	25-38-8	18022
31	Dec 10 @	Detroit	1-3	L	11-19-1	18322	72	Mar 18	WINNIPEG	2-3	L	25-39-8	17842
32	Dec 11 @	Buffalo	3-4	O*	11-19-2	17897	73	Mar 21	SAN JOSE	4-2	W	26-39-8	18230+
33	Dec 13 @	Columbus	1-4	L	11-20-2	15087	74	Mar 23	ANAHEIM	4-3	W**	27-39-8	18230+
34	Dec 15 @	Pittsburgh	3-4	O*	11-20-3	18627	75	Mar 25 @	Calgary	3-0	W	28-39-8	18471
35	Dec 18	WINNIPEG	4-1	W	12-20-3	17405	76	Mar 26 @	Edmonton	4-8	L	28-40-8	18347
36	Dec 22 @	San Jose	3-2	W*	13-20-3	17562	77	Mar 28 @	Vancouver	2-3	O**	28-40-9	18524
37	Dec 23 @	Vegas	4-3	W*	14-20-3	18225	78	Mar 30	CHICAGO	3-2	W*	29-40-9	18230+
38	Dec 27	ARIZONA	2-1	W	15-20-3	18230+	79	Apr 1	CALGARY	2-7	L	29-41-9	18117
39	Dec 29	VEGAS	1-4	L	15-21-3	18230+	80	Apr 2 @	Arizona	3-1	W	30-41-9	14687
40	Dec 31 @	Colorado	3-2	W*	16-21-3	18017	81	Apr 5 @	Anaheim	2-5	L	30-42-9	17306
41	Jan 1 @	Vegas	0-2	L	16-22-3	18319	82	Apr 6	VEGAS	5-2	W	31-42-9	18230+

KINGS 2019-20 SEASON IN REVIEW

Record: 29-35-6 (64 points)
Pacific Division Finish: 7th

General Manager: Rob Blake
Head Coach: Todd McLellan (26-35-6)
Captain: Anze Kopitar

SCORING										
PLAYER	GP	G	A	PTS	PIM	PLAYER	GP	G	A	PTS
Anze Kopitar	70	21	41	62	16	Gabriel Vilardi	10	3	4	7
Alex Iafallo	70	17	26	43	14	Trevor Moore	15	3	2	5
Dustin Brown	66	17	18	35	22	Matt Luff	18	1	4	5
Drew Doughty	67	7	28	35	36	Joakim Ryan	35	1	4	5
Tyler Toffoli	58	18	16	34	16	Carl Grundstrom	13	0	4	4
Adrian Kempe	69	11	21	32	29	Mikey Anderson	6	1	0	1
Jeff Carter	60	17	10	27	36	Paul LaDue	2	0	1	1
Sean Walker	70	5	19	24	26	Derek Forbort	13	0	1	1
Blake Lizotte	65	6	17	23	20	Jonathan Quick	42	0	1	1
Matt Roy	70	4	14	18	10	Tim Schaller	2	0	0	0
Michael Amadio	68	6	10	16	10	Tobias Bjornfot	3	0	0	0
Ben Hutton	65	4	12	16	14	Jaret Anderson-Dolan	4	0	0	0
Kyle Clifford	53	6	8	14	45	Kale Clague	4	0	0	0
Nikolai Prokhorkin	43	4	10	14	6	Calvin Petersen	8	0	0	0
Trevor Lewis	56	6	6	12	16	Jack Campbell	20	0	0	0
Austin Wagner	65	6	5	11	39	Shootout Goals/Team PIM	1			12
Ilya Kovalchuk	17	3	6	9	12	Team Totals	70	178	302	479
Martin Frk	17	6	2	8	4					
Kurtis MacDermid	45	3	5	8	47					
Alec Martinez	41	1	7	8	17					

GOALTENDER	GP	MIN	GA	SO	SA	S%	AVG	W-L-OT
Jonathan Quick	42	2,516	117	1	1,224	.904	2.79	16-22-4
Jack Campbell	20	1,202	57	0	572	.900	2.85	8-10-2
Calvin Petersen	8	477	21	0	269	.922	2.64	5-3-0
Empty Net Goals			14					
Shootout Goals Allowed			3					
Team Totals	70	4,195	212	1	2,079	.899#	2.96#	29-35-6

#Shootout Goals Allowed are not included in the Team Save Percentage and Team Goals Against Average.

RESULTS

1 Oct 5 @ Edmonton	5-6	L	0-1-0	18347	36 Dec 17 @ Boston	4-3	W*	15-18-3	17850
2 Oct 8 @ Calgary	4-3	W*	1-1-0	18150	37 Dec 19 @ Columbus	2-3	O*	15-18-4	17117
3 Oct 9 @ Vancouver	2-8	L	1-2-0	18955	38 Dec 21 @ Buffalo	2-3	L	15-19-4	17484
4 Oct 12 NASHVILLE	7-4	W	2-2-0	18230+	39 Dec 23 @ ST. LOUIS	1-4	L	15-20-4	18230+
5 Oct 13 VEGAS	2-5	L	2-3-0	17699	40 Dec 27 @ San Jose	3-2	W*	16-20-4	16610
6 Oct 15 CAROLINA	0-2	L	2-4-0	14219	41 Dec 28 @ Vancouver	2-3	L	16-21-4	18837
7 Oct 17 BUFFALO	0-3	L	2-5-0	17605	42 Dec 31 PHILADELPHIA	5-3	W	17-21-4	17982
8 Oct 19 CALGARY	4-1	W	3-5-0	18230+	43 Jan 4 NASHVILLE	1-4	L	17-22-4	18230+
9 Oct 22 @ Winnipeg	3-2	W	4-5-0	15325	44 Jan 6 COLUMBUS	2-4	L	17-23-4	14964
10 Oct 24 @ St. Louis	2-5	L	4-6-0	18096	45 Jan 8 DALLAS	1-2	L	17-24-4	17129
11 Oct 26 @ Minnesota	1-5	L	4-7-0	17444	46 Jan 9 @ Vegas	5-2	W	18-24-4	18281
12 Oct 27 @ Chicago	1-5	L	4-8-0	21334	47 Jan 11 @ Carolina	0-2	L	18-25-4	18680
13 Oct 30 VANCOUVER	3-5	L	4-9-0	15565	48 Jan 14 @ Tampa Bay	3-4	O**	18-25-5	19092
14 Nov 2 CHICAGO	4-3	W*	5-9-0	18230+	49 Jan 16 @ Florida	3-4	L	18-26-5	12575
15 Nov 5 @ Toronto	1-3	L	5-10-0	19195	50 Jan 18 @ Philadelphia	1-4	L	18-27-5	19602
16 Nov 7 @ Ottawa	2-3	O*	5-10-1	9929	51 Jan 29 TAMPA BAY	2-4	L	18-28-5	18230+
17 Nov 9 @ Montreal	2-3	L	5-11-1	21302	52 Jan 30 @ Arizona	3-2	W*	19-28-5	13346
18 Nov 12 MINNESOTA	3-1	W	6-11-1	16099	53 Feb 1 ANAHEIM	1-3	L	19-29-5	18230+
19 Nov 14 DETROIT	3-2	W*	7-11-1	16871	54 Feb 4 @ Washington	2-4	L	19-30-5	18573
20 Nov 16 VEGAS	4-3	W	8-11-1	17282	55 Feb 6 @ NY Islanders	3-5	L	19-31-5	11108
21 Nov 18 @ Arizona	0-3	L	8-12-1	12210	56 Feb 8 @ New Jersey	0-3	L	19-32-5	16514
22 Nov 21 EDMONTON	5-1	W	9-12-1	15539	57 Feb 9 @ NY Rangers	1-4	L	19-33-05	17237
23 Nov 23 ARIZONA	2-3	L	9-13-1	15912	58 Feb 12 CALGARY	5-3	W	20-33-05	18230+
24 Nov 25 SAN JOSE	3-4	O*	9-13-2	16927	59 Feb 15 @ Colorado	3-1	W	21-33-05	43574
25 Nov 27 NY ISLANDERS	4-1	W	10-13-2	16082	60 Feb 18 @ Winnipeg	3-6	L	21-34-05	15325
26 Nov 29 @ San Jose	1-4	L	10-14-2	16893	61 Feb 20 FLORIDA	5-4	W	22-34-05	16911
27 Nov 30 WINNIPEG	2-1	W	11-14-2	17249	62 Feb 22 COLORADO	1-2	O**	22-34-06	18230+
28 Dec 2 @ Anaheim	2-4	L	11-15-2	15434	63 Feb 23 EDMONTON	2-4	L	22-35-06	18230+
29 Dec 4 WASHINGTON	1-3	L	11-16-2	16102	64 Feb 26 PITTSBURGH	2-1	W	23-35-06	16898
30 Dec 6 @ Edmonton	1-2	L	11-17-2	17044	65 Feb 29 NEW JERSEY	2-1	W*	24-35-06	17372
31 Dec 7 @ Calgary	3-4	L	11-18-2	19080	66 Mar 1 @ Vegas	4-1	W	25-35-06	18419
32 Dec 10 NY RANGERS	3-1	W	12-18-2	17826	67 Mar 5 TORONTO	1-0	W**	26-35-06	17495
33 Dec 12 @ Anaheim	2-1	W	13-18-2	16008	68 Mar 7 MINNESOTA	7-3	W	27-35-06	16082
34 Dec 14 @ Pittsburgh	4-5	O**	13-18-3	18581	69 Mar 9 COLORADO	3-1	W	28-35-06	15011
35 Dec 15 @ Detroit	4-2	W	14-18-3	18540	70 Mar 11 OTTAWA	3-2	W	29-35-06	12030

*overtime **shootout +home defeat

KINGS NHL AWARD WINNERS

HART TROPHY

Anze Kopitar	2018	Finalist
Jonathan Quick	2012	Finalist
Wayne Gretzky	1991	Finalist
Wayne Gretzky	1990	Finalist
Wayne Gretzky	1989	Winner
Marcel Dionne	1981	Finalist
Marcel Dionne	1980	Finalist
Marcel Dionne	1979	Finalist
Rogie Vachon	1977	Finalist
Rogie Vachon	1975	Finalist

ART ROSS TROPHY

Wayne Gretzky	1994	Winner
Wayne Gretzky	1991	Winner
Wayne Gretzky	1990	Winner
Wayne Gretzky	1989	Finalist
Marcel Dionne	1981	Finalist
Marcel Dionne	1980	Winner
Marcel Dionne	1979	Finalist
Marcel Dionne	1977	Finalist

CALDER MEMORIAL TROPHY

Drew Doughty	2009	Finalist
Anze Kopitar	2007	Finalist
Lubomir Visnovsky	2001	Finalist
Rob Blake	1991	Finalist
Luc Robitaille	1987	Winner
Jimmy Carson	1987	Finalist
Larry Murphy	1981	Finalist
Mario Lessard	1979	Finalist
Butch Goring	1970	Finalist
Gerry Desjardins	1969	Finalist
Bill Flett	1968	Finalist

JAMES NORRIS MEMORIAL TROPHY

Drew Doughty	2018	Finalist
Drew Doughty	2016	Winner
Drew Doughty	2015	Finalist
Drew Doughty	2010	Finalist
Rob Blake	2000	Finalist
Rob Blake	1998	Winner
Steve Duchesne	1989	Finalist

LADY BYNG MEMORIAL TROPHY

Anze Kopitar	2016	Winner
Anze Kopitar	2015	Finalist
Anze Kopitar	2010	Finalist
Ziggy Palffy	2001	Finalist
Wayne Gretzky	1994	Winner
Wayne Gretzky	1992	Winner
Wayne Gretzky	1991	Winner
Wayne Gretzky	1990	Finalist
Wayne Gretzky	1989	Finalist
Jimmy Carson	1988	Finalist
Marcel Dionne	1983	Finalist
Marcel Dionne	1980	Finalist
Marcel Dionne	1979	Finalist
Butch Goring	1978	Winner
Marcel Dionne	1977	Winner
Butch Goring	1976	Finalist
Butch Goring	1975	Finalist
Bob Nevin	1975	Finalist
Butch Goring	1974	Finalist

FRANK J. SELKE TROPHY

Anze Kopitar	2018	Winner
Anze Kopitar	2016	Winner
Anze Kopitar	2015	Finalist
Anze Kopitar	2014	Finalist
Anze Kopitar	2013	Finalist

VEZINA TROPHY

Jonathan Quick	2016	Finalist
Jonathan Quick	2014	Finalist
Jonathan Quick	2012	Finalist
Kelly Hrudey	1991	Finalist
Rogie Vachon/		
Gary Edwards	1975	Finalist

WILLIAM M. JENNINGS TROPHY

Jonathan Quick	2018	Winner
Jonathan Quick	2014	Winner
Jonathan Quick	2012	Finalist

NHL GENERAL MANAGER OF THE YEAR

Dean Lombardi	2014	Finalist
---------------	------	----------

KINGS NHL AWARD WINNERS

JACK ADAMS AWARD

Terry Murray	2010	Finalist
Andy Murray	2000	Finalist
Larry Robinson	1998	Finalist
Tom Webster	1991	Finalist
Pat Quinn	1985	Finalist
Bob Berry	1981	Finalist
Bob Pulford	1975	Winner

MAURICE "ROCKET" RICHARD TROPHY

(No Winners or Finalists)

BILL MASTERTON MEMORIAL TROPHY

Dave Taylor	1991	Winner
Bob Bourne	1988	Winner
Butch Goring	1978	Winner

CONN SMYTHE TROPHY

Justin Williams	2014	Winner
Jonathan Quick	2012	Winner

KING CLANCY MEMORIAL TROPHY

Dave Taylor	1991	Winner
-------------	------	--------

TED LINDSAY AWARD

Marcel Dionne	1980	Winner
Marcel Dionne	1979	Winner

MARK MESSIER

NHL LEADERSHIP AWARD

Dustin Brown	2014	Winner
--------------	------	--------

NHL FOUNDATION PLAYER AWARD

Dustin Brown	2011	Winner
--------------	------	--------

KINGS FIRST TEAM NHL ALL-STARS

NAME	YEAR
Drew Doughty	2017-18
Drew Doughty	2015-16
Rob Blake	1997-98
Luc Robitaille	1992-93
Wayne Gretzky	1990-91
Luc Robitaille	1990-91
Luc Robitaille	1989-90
Luc Robitaille	1988-89
Luc Robitaille	1987-88
Charlie Simmer	1980-81
Marcel Dionne	1979-80
Charlie Simmer	1979-80
Marcel Dionne	1976-77

KINGS SECOND TEAM NHL ALL-STARS

NAME	YEAR
Drew Doughty	2014-15
Jonathan Quick	2011-12
Drew Doughty	2009-10
Luc Robitaille	2000-01
Rob Blake	1999-00
Wayne Gretzky	1993-94
Luc Robitaille	1991-92
Wayne Gretzky	1989-90
Wayne Gretzky	1988-89
Luc Robitaille	1986-87
Marcel Dionne	1980-81
Mario Lessard	1980-81
Dave Taylor	1980-81
Marcel Dionne	1978-79
Rogie Vachon	1976-77
Rogie Vachon	1974-75

KINGS NHL ALL-ROOKIE SELECTIONS

NAME	YEAR
Drew Doughty	2008-09
Lubomir Visnovsky	2000-01
Jamie Storr	1998-99
Jamie Storr	1997-98
Rob Blake	1990-91
Jimmy Carson	1986-87
Steve Duchesne	1986-87
Luc Robitaille	1986-87

KINGS IN THE NHL ALL-STAR GAME

Year	Venue	Representative(s)
1968	Toronto	Joyal ¹ , Sawchuk
1969	Montreal	White
1970	St. Louis	White
1971	Boston	Flett
1972	Minnesota	Lonsberry
1973	New York Rangers	Berry, Harper, Marotte, Vachon
1974	Chicago	Berry
1975	Montreal	Harper, Murdoch, Vachon
1976	Philadelphia	Dionne
1977	Vancouver	Dionne
1978	Buffalo	Dionne, Vachon
1979	Challenge Cup*	Dionne
1980	Detroit	Dionne, Goring ² , Murphy ³
1981	Los Angeles	Dionne, Lessard, Simmer, Taylor
1982	Washington	Taylor
1983	New York Islanders	Dionne
1984	New Jersey	Nicholls ⁴ , Simmer ⁵
1985	Calgary	Dionne
1986	Hartford	Taylor
1987	Rendez-Vous '87**	
1988	St. Louis	Robitaille
1989	Edmonton	Duchesne, Gretzky ⁶ , Nicholls, Robitaille
1990	Pittsburgh	Duchesne, Gretzky, Nicholls, Robitaille
1991	Chicago	Gretzky, Robitaille, Sandstrom
1992	Philadelphia	Gretzky, Robinson, Robitaille
1993	Montreal	Gretzky, Kurri, Robitaille
1994	New York Rangers	Blake, Gretzky, Taylor
1995	No Game Played - Lockout	
1996	Boston	
1997	San Jose	Gretzky
1998	Vancouver	Khrstich ⁶
1999	Tampa Bay	
2000	Toronto	Blake, Norstrom, Robitaille
2001	Colorado	Blake
2002	Los Angeles	Blake, Palffy, Robitaille
2003	Florida	Modry, Palffy
2004	Minnesota	Schneider
2005	No Game Played - Lockout	Norstrom ⁷
2006	No Game Played - Olympics	
2007	Dallas	Visnovsky
2008	Atlanta	Kopitar
2009	Montreal	Brown
2010	No Game Played - Olympics	
2011	Raleigh	
2012	Ottawa	Kopitar
2013	No Game Played - Lockout	Quick
2014	No Game Played - Olympics	
2015	Columbus	
2016	Nashville	Doughty, Kopitar
2017	Los Angeles	Doughty, Quick
2018	Tampa Bay	Carter, Doughty
2019	San Jose	Doughty, Kopitar
2020	St. Louis	Doughty

* In 1979, the Challenge Cup - a series between the Soviet Union and Team NHL - replaced the All-Star Game.

** In 1987, Rendez-Vous '87 - two games between the Soviet Union and Team NHL - replaced the All-Star Game.

Named the All-Star Game MVP.

1 Selected for the game but did not play.

2 Replaced injured Charlie Simmer.

3 Replaced injured Dave Taylor.

4 Replaced injured Marcel Dionne.

5 Replaced injured Jari Kurri.

6 Replaced injured Rob Blake.

7 Replaced injured Ziggy Palffy.

NHL ALL-STAR NOTES

2020 Notes:

- **Anze Kopitar** represented the Kings for the fifth time in his career.
- Kopitar recorded four assists in the 2 games he played for the Pacific Division All-Stars.
- Kopitar and the Pacific Division All-Stars won for the third time since the format changed to a 3-on-3, single elimination tournament in 2016.

2019 Notes:

- **Drew Doughty** represented the Kings while appearing in his fifth straight All-Star Game and fifth overall.
- Doughty and the Pacific Division All-Stars lost to the Central Division 10-4 in the first semifinal game.
- Doughty also placed third in accuracy shooting during the skills competition.

2018 Notes:

- **Drew Doughty** and **Anze Kopitar** helped the Pacific Division All-Stars win a second NHL All-Star Game in the past three seasons as the Pacific Division beat the Atlantic Division 5-2 in the Final.
- Since 2016, the traditional NHL All-Star Game format has been replaced by a four-team, 3-on-3, single elimination tournament, with one team representing each of the league's four divisions.
- For Doughty, it was his fourth straight appearance in the All-Star Game and his fourth appearance overall.
- For Kopitar, it was his fourth appearance in the All-Star Game. He was also an All-Star in 2015, 2011 and 2008.
- **Jonathan Quick** was also named a 2018 NHL All-Star but missed the game because of injury.

2017 Notes:

- Los Angeles and STAPLES Center served as hosts for the 2017 NHL All-Star Weekend (January 28-29, 2017).
- This was the city's third time as a host city and first time since 2002.
- The Kings also hosted the 2002 event at STAPLES Center and the 1981 event at the Great Western Forum.
- For **Drew Doughty**, 2017 marked both his third career All-Star appearance and his third straight All-Star appearance (all with the Kings).
- For **Jeff Carter**, his 2017 All-Star appearance was his first as a King and second overall (2009 with Philadelphia).
- Doughty and Carter, representing the Pacific Division, lost to the Metropolitan Division by a score of 4-3 in the Final after beating the Central Division 10-3 in the opening round of inter-divisional play.

2016 Notes:

- **Drew Doughty** and **Jonathan Quick** represented the Pacific Division in 2016 - as did Kings head coach Darryl Sutter - as a new 3-on-3 tournament to determine a winner was introduced for the All-Star Game.
- The new format divided the All-Star Game into three 20-minute games, with star players from each division making up the four All-Star teams: Pacific, Central, Atlantic, and Metropolitan.
- The players faced off in a winner-take-all \$1 million inter-division tournament, with the Pacific Division beating the Atlantic Division 1-0 in the Final.

2015 Notes:

- **Drew Doughty** and **Anze Kopitar** both played for Team Foligno in 2015, and that team was coached by Kings head coach Darryl Sutter.
- The 2015 All-Star Game featured a draft format where first captains were selected for each team (Team Foligno and Team Toews), and then those captains drafted their respective teams from the remaining All-Stars.
- Team Toews beat Team Foligno 17-12 to win the 2015 All-Star Game.

KINGS IN THE NHL YOUNGSTARS GAME

Year	Venue	Representative(s)
2002	Los Angeles	
2003	Florida	Frolov
2004	Minnesota	
2005	No Game Played - Lockout	
2006	No Game Played - Olympics	
2007	Dallas	Kopitar
2008	Atlanta	Johnson
2009	Montreal	Doughty , Ersberg ¹
2010	No Game Played - Olympics	

¹ Selected for the game but did not play because of an injury.

Notes: The NHL eliminated the YoungStars Game in 2011 choosing instead to have rookies participate in the Super Skills Competition.

KINGS ANNUAL TEAM AWARD WINNERS

MOST VALUABLE PLAYER "BILL LIBBY MEMORIAL AWARD"

The Bill Libby Memorial Award is named after former Los Angeles sportswriter Bill Libby, who passed away on June 18, 1984. The media annually determines which player was the team's Most Valuable Player at the conclusion of each season.

1967-68	Eddie Joyal
1968-69	Gerry Desjardins
1969-70	Ross Lonsberry
1970-71	Juha Widing
1971-72	Gilles Marotte
1972-73	Rogie Vachon
1973-74	Rogie Vachon (2)
1974-75	Rogie Vachon (3)
1975-76	Marcel Dionne
1976-77	Marcel Dionne (2)
1977-78	Butch Goring
1978-79	Marcel Dionne (3)
1979-80	Marcel Dionne (4)
1980-81	Mario Lessard
1981-82	Marcel Dionne (5)
	Dave Taylor
1982-83	Marcel Dionne (6)
1983-84	Charlie Simmer
1984-85	Marcel Dionne (7)
1985-86	Marcel Dionne (8)
1986-87	Roland Melanson
1987-88	Jimmy Carson
1988-89	Wayne Gretzky
1989-90	Wayne Gretzky (2)
1990-91	Wayne Gretzky (3)
1991-92	Kelly Hrudey
1992-93	Luc Robitaille
1993-94	Wayne Gretzky (4)
1994-95	Kelly Hrudey (2)
1995-96	Dimitri Khristich
1996-97	Dimitri Khristich (2)
1997-98	Rob Blake
1998-99	Luc Robitaille (2)
1999-00	Rob Blake (2)
2000-01	Luc Robitaille (3)
2001-02	Jason Allison
2002-03	Ziggy Palffy
2003-04	Luc Robitaille (4)
2004-05	DNP – Lockout
2005-06	Lubomir Visnovsky
2006-07	Michael Cammalleri
2007-08	Anze Kopitar
2008-09	Dustin Brown
2009-10	Anze Kopitar (2)
2010-11	Anze Kopitar (3)
2011-12	Jonathan Quick
2012-13	Jeff Carter
2013-14	Anze Kopitar (4)
2014-15	Drew Doughty
2015-16	Anze Kopitar (5)
2016-17	Jeff Carter (2)
2017-18	Anze Kopitar (6)
2018-19	Dustin Brown (2)
2019-20	Anze Kopitar (7)

OUTSTANDING DEFENSEMAN

The media also votes on whom they feel to be the Kings Most Outstanding Defenseman over the course of each season.

1976-77	Gary Sargent
1977-78	Randy Manery
1978-79	Randy Manery (2)
1979-80	Doug Halward
1980-81	Dave Lewis
1981-82	Larry Murphy
1982-83	Jay Wells
1983-84	Jay Wells (2)
1984-85	Mark Hardy
1985-86	Jay Wells (3)
1986-87	Mark Hardy (2)
1987-88	Tom Laidlaw
1988-89	Steve Duchesne
1989-90	Tim Watters
1990-91	Rob Blake
1991-92	Rob Blake (2)
1992-93	Rob Blake (3)
1993-94	Rob Blake (4)
1994-95	Darryl Sydor
1995-96	Steven Finn
1996-97	Mattias Norstrom
1997-98	Rob Blake (5)
1998-99	Mattias Norstrom (2)
1999-00	Rob Blake (6)
2000-01	Mattias Norstrom (3)
2001-02	Aaron Miller
2002-03	Mattias Norstrom (4)
2003-04	Lubomir Visnovsky
2004-05	DNP – Lockout
2005-06	Lubomir Visnovsky (2)
2006-07	Lubomir Visnovsky (3)
2007-08	Jack Johnson
2008-09	Drew Doughty
2009-10	Drew Doughty (2)
2010-11	Drew Doughty (3)
2011-12	Willie Mitchell
2012-13	Drew Doughty (4)
2013-14	Drew Doughty (5)
2014-15	Drew Doughty (6)
2015-16	Drew Doughty (7)
2016-17	Drew Doughty (8)
2017-18	Drew Doughty (9)
2018-19	Drew Doughty (10)
2019-20	Matt Roy

DEFENSIVE PLAYER

The Best Defensive Player Award is given out to any player (forward, defenseman or goaltender) whom the media feels exhibits the best prowess on the defensive end of the ice.

1988-89	Tom Laidlaw
1989-90	Steve Kasper
1990-91	Steve Kasper (2)

1991-92	John McIntyre
1992-93	Jari Kurri
1993-94	Jari Kurri (2)
1994-95	Pat Conacher
1995-96	Kevin Todd
1996-97	Ian Laperriere
1997-98	Ian Laperriere (2)
1998-99	Ian Laperriere (3)
1999-00	Mattias Norstrom
2000-01	Mattias Norstrom (2)
2001-02	Aaron Miller
2002-03	Mattias Norstrom (3)
2003-04	Mattias Norstrom (4)
2004-05	DNP – Lockout
2005-06	Mattias Norstrom (5)
2006-07	Derek Armstrong
2007-08	Patrick O'Sullivan
2008-09	Michal Handzus
2009-10	Michal Handzus (2)
2010-11	Anze Kopitar
2011-12	Jonathan Quick
2012-13	Anze Kopitar (2)
2013-14	Anze Kopitar (3)
2014-15	Anze Kopitar (4)
2015-16	Drew Doughty
	Jonathan Quick (2)
2016-17	Drew Doughty (2)
2017-18	Anze Kopitar (5)
2018-19	Jack Campbell
2019-20	Matt Roy

MOST POPULAR PLAYER

The Most Popular Player Award is determined annually by the Kings Booster Club.

1968-69	Eddie Joyal
1969-70	Eddie Joyal (2)
1970-71	Gilles Marotte
1971-72	Ralph Backstrom
1972-73	Butch Goring
1973-74	Dan Maloney
1974-75	Butch Goring (2)
1975-76	Butch Goring (3)
1976-77	Rogie Vachon
1977-78	Butch Goring (4)
1978-79	Marcel Dionne
1979-80	Marcel Dionne (2)
1980-81	Charlie Simmer
1981-82	Dave Taylor
1982-83	No vote
1983-84	Bernie Nicholls
1984-85	Marcel Dionne (3)
1985-86	Marcel Dionne (4)
1986-87	Jimmy Carson
1987-88	Luc Robitaille
1988-89	Wayne Gretzky
1989-90	Marty McSorley
1990-91	Marty McSorley (2)
1991-92	Luc Robitaille (2)
1992-93	Marty McSorley (3)
1993-94	Wayne Gretzky (2)
1994-95	Kelly Hrudey
1995-96	Eric Lacroix
1996-97	Dan Bylsma
	Ian Laperriere

KINGS ANNUAL TEAM AWARD WINNERS

MOST POPULAR PLAYER (Cont'd.)

1997-98	Rob Blake	1995-96	Tony Granato (2)
1998-99	Luc Robitaille (3)	1996-97	Ian Laperriere
1999-00	Ian Laperriere (2)	1997-98	Rob Blake
2000-01	Ian Laperriere (3)	1998-99	Mattias Norstrom
2001-02	Adam Deadmarsh	1999-00	Garry Galley
2002-03	Ian Laperriere (4)	2000-01	Ian Laperriere (2)
2003-04	Alexander Frolov	2001-02	Ziggy Palffy
2004-05	DNP – Lockout	2002-03	Ian Laperriere (3)
2005-06	Luc Robitaille (4)	2003-04	Luc Robitaille
2006-07	Anze Kopitar	2004-05	DNP – Lockout
2007-08	Dustin Brown	2005-06	Mattias Norstrom (2)
2008-09	Dustin Brown (2)	2006-07	Tom Kostopoulos
2009-10	Dustin Brown (3)	2007-08	Dustin Brown
2010-11	Anze Kopitar (2)	2008-09	Sean O'Donnell
2011-12	Jonathan Quick	2009-10	Matt Greene
2012-13	Dustin Brown (4)	2010-11	Matt Greene (2)
2013-14	Drew Doughty	2011-12	Jonathan Quick
2014-15	Jonathan Quick (2)	2012-13	Matt Greene (3)
2015-16	Jonathan Quick (3)	2013-14	Matt Greene (4)
2016-17	Jeff Carter	2014-15	Matt Greene (5)
2017-18	Jonathan Quick (4)	2015-16	Vincent Lecavalier
2018-19	Dustin Brown (5)	2016-17	Matt Greene (6)
2019-20	Blaze Lizotte	2017-18	Dustin Brown (2)
		2018-19	Dustin Brown (3)
			Kyle Clifford
		2019-20	Anze Kopitar

MOST INSPIRATIONAL PLAYER “ACE BAILEY MEMORIAL AWARD”

The Ace Bailey Memorial Award is given out to the Kings Most Inspirational Player and is named after the late Garnet “Ace” Bailey, who spent seven years as the Kings Director of Pro Scouting before passing tragically on Sept. 11, 2001, aboard United Airlines Flight 175 with fellow Kings scout Mark Bavis. The award was first given out following the 1972-73 season and was dedicated to Ace Bailey in 2002. The players vote for the winner of this award.

1972-73	Rogie Vachon
1973-74	Terry Harper
1974-75	Bob Nevin
1975-76	Bob Nevin (2)
1976-77	Butch Goring
1977-78	Butch Goring (2)
1978-79	Dave Taylor
1979-80	Charlie Simmer
1980-81	Dave Taylor (2)
1981-82	Dave Taylor (3)
1982-83	Terry Ruskowski
1983-84	Anders Hakansson
1984-85	Dave Taylor (4)
1985-86	Dave Williams
1986-87	Dave Williams (2)
1987-88	Dave Taylor (5)
1988-89	John Tonelli
1989-90	John Tonelli (2)
1990-91	Larry Robinson
1991-92	Tony Granato
1992-93	Dave Taylor (6)
1993-94	Pat Conacher
1994-95	Kelly Hrudey

BEST NEWCOMER “MARK BAVIS MEMORIAL AWARD”

This award is voted on by the media and given to the member of the organization that makes the greatest impact as a newcomer. The first winner of the award was former Kings owner Bruce McNall, who is the only non-player to ever win the award. In 2002, the award was named after the late Mark Bavis, a first-year Kings scout who passed away tragically aboard United Airlines Flight 175 from Boston's Logan Airport on Sept. 11, 2001.

1988-89	Bruce McNall
1989-90	Todd Elik
1990-91	Daniel Berthiaume
1991-92	Corey Millen
1992-93	Darryl Sydor
	Alexei Zhitnik
1993-94	Robert Lang
1994-95	Rick Tocchet
1995-96	Vitali Yachmenev
1996-97	Stephane Fiset
1997-98	Jozef Stumpel
1998-99	Donald Audette
1999-00	Ziggy Palffy
2000-01	Lubomir Visnovsky
2001-02	Jason Allison
2002-03	Alexander Frolov
2003-04	Trent Klatt
2004-05	DNP – Lockout
2005-06	Pavol Demitra
2006-07	Anze Kopitar
2007-08	Jack Johnson
2008-09	Drew Doughty

2009-10	Ryan Smyth
2010-11	Willie Mitchell
2011-12	Jeff Carter
2012-13	Jake Muzzin
2013-14	Martin Jones
2014-15	Brayden McNabb
2015-16	Milan Lucic
2016-17	Derek Forbort
2017-18	Alex Iafallo
2018-19	Austin Wagner
2019-20	Matt Roy

LEADING SCORER

This award is given annually to the team leader in points scored.

1967-68	Eddie Joyal (23-34=57)
1968-69	Eddie Joyal (2) (33-19=52)
1969-70	Ross Lonsberry (20-22=42)
1970-71	Juha Widing (25-40=65)
1971-72	Juha Widing (2) (27-28=55)
1972-73	Juha Widing (3) (16-54=70)
1973-74	Butch Goring (28-33=61)
1974-75	Bob Nevin (31-41=72)
1975-76	Marcel Dionne (40-54=94)
1976-77	Marcel Dionne (2) (53-69=122)
1977-78	Marcel Dionne (3) (36-43=79)
1978-79	Marcel Dionne (4) (59-71=130)
1979-80	Marcel Dionne (5) (53-84=137)
1980-81	Marcel Dionne (6) (58-77=135)
1981-82	Marcel Dionne (7) (50-67=117)
1982-83	Marcel Dionne (8) (56-51=107)
1983-84	Bernie Nicholls (41-54=95)
1984-85	Marcel Dionne (9) (46-80=126)
1985-86	Bernie Nicholls (2) (36-61=97)
1986-87	Luc Robitaille (45-39=84)
1987-88	Luc Robitaille (2) (53-58=111)
1988-89	Wayne Gretzky (54-114=168)
1989-90	Wayne Gretzky (2) (40-102=142)
1990-91	Wayne Gretzky (3) (41-122=163)
1991-92	Wayne Gretzky (4) (31-90=121)
1992-93	Luc Robitaille (3) (63-62=125)

KINGS ANNUAL TEAM AWARD WINNERS

LEADING SCORER (CONT'D)

1993-94	Wayne Gretzky (5) (38-92=130)
1994-95	Wayne Gretzky (6) (11-37=48)
1995-96	Dimitri Khristich (27-37=64)
Note: In 1995-96, Wayne Gretzky led the team with 81 points (15-66=81), but was traded to the St. Louis Blues after 62 games.	
1996-97	Dimitri Khristich (2) (19-37=56)
1997-98	Jozef Stumpel (21-58=79)
1998-99	Luc Robitaille (4) (39-35=74)
1999-00	Luc Robitaille (5) (36-38=74)
2000-01	Ziggy Palffy (38-51=89)
2001-02	Jason Allison (19-55=74)
2002-03	Ziggy Palffy (2) (37-48=85)
2003-04	Luc Robitaille (6) (22-29=51)
2004-05	DNP – Lockout
2005-06	Lubomir Visnovsky (17-50=67)
2006-07	Michael Cammalleri (34-46=80)
2007-08	Anze Kopitar (32-45=77)
2008-09	Anze Kopitar (2) (27-39=66)
2009-10	Anze Kopitar (3) (34-47=81)
2010-11	Anze Kopitar (4) (25-48=73)
2011-12	Anze Kopitar (5) (25-51=76)
2012-13	Anze Kopitar (6) (10-32=42)
2013-14	Anze Kopitar (7) (29-41=70)
2014-15	Anze Kopitar (8) (16-48=64)
2015-16	Anze Kopitar (9) (25-49=74)
2016-17	Jeff Carter (32-34=66)
2017-18	Anze Kopitar (10) (35-57=92)
2018-19	Anze Kopitar (11) (22-38=60)
2019-20	Anze Kopitar (12) (21-41=62)

UNSUNG HERO

This award is determined by the players and awarded to the player that contributed the most to the team yet did not get the proper recognition for his contributions.

1968-69	Brent Hughes
1969-70	Jimmy Peters
1970-71	Paul Curtis

1971-72	Norm Mackie (trainer)	1988-89	Jim Fox
1972-73	Larry Brown	1989-90	Dave Taylor
1973-74	Frank St. Marseille	1990-91	Dave Taylor (2)
1974-75	Gary Edwards	1991-92	Luc Robitaille
1975-76	Neil Komadoski	1992-93	Tony Granato
1976-77	Mike Murphy		Marty McSorley
1977-78	Pete Stelmowski		Luc Robitaille (2)
1978-79	Rob Palmer		Dave Taylor (3)
1979-80	Mike Murphy (2)	1993-94	Dave Taylor (4)
1980-81	Larry Murphy	1994-95	Tony Granato (2)
1981-82	John Paul Kelly	1995-96	Rob Blake
1982-83	John Paul Kelly (2)		Eric Lacroix
1983-84	Anders Hakansson	1996-97	Dan Bylsma
1984-85	Phil Sykes		Byron Dafeo
1985-86	Bryan Erickson	1997-98	Luc Robitaille (3)
	Phil Sykes (2)	1998-99	Rob Blake (2)
1986-87	Roland Melanson		Sean O'Donnell
1987-88	Tom Laidlaw	1999-00	Rob Blake (3)
1988-89	Tim Watters	2000-01	Kelly Buchberger
1989-90	Dave Taylor		Stu Grimson
1990-91	Dave Taylor (2)	2001-02	Jamie Storr
1991-92	Charlie Huddy	2002-03	Craig Johnson
1992-93	Pat Conacher		Jamie Storr (2)
1993-94	Kelly Hrudey	2003-04	Ian Laperriere
1994-95	Pat Conacher (2)	2004-05	DNP – Lockout
1995-96	Steven Finn	2005-06	Jeremy Roenick
1996-97	Byron Dafeo	2006-07	Derek Armstrong
1997-98	Mattias Norstrom	2007-08	Derek Armstrong (2)
1998-99	Mattias Norstrom (2)	2008-09	Dustin Brown
1999-00	Mattias Norstrom (3)	2009-10	Dustin Brown (2)
2000-01	Jaroslav Modry	2010-11	Dustin Brown (3)
2001-02	Aaron Miller	2011-12	Jonathan Bernier
2002-03	Derek Armstrong	2012-13	Jonathan Quick
2003-04	Trent Klatt	2013-14	Jonathan Quick (2)
2004-05	DNP – Lockout	2014-15	Tyler Toffoli
2005-06	Craig Conroy	2015-16	Tyler Toffoli (2)
2006-07	Tom Kostopoulos	2016-17	Alec Martinez
2007-08	Jeff Giuliano	2017-18	Drew Doughty
2008-09	Michal Handzus	2018-19	Austin Wagner
2009-10	Michal Handzus (2)	2019-20	Austin Wagner (2)
2010-11	Matt Greene		
2011-12	Trevor Lewis		
	Rob Scuderi		
2012-13	Trevor Lewis (2)		
2013-14	Trevor Lewis (3)		
2014-15	Trevor Lewis (4)		
	Tyler Toffoli		
2015-16	Trevor Lewis (5)		
2016-17	Trevor Lewis (6)		
2017-18	Trevor Lewis (7)		
2018-19	Jack Campbell		
2019-20	Matt Roy		

JIM FOX COMMUNITY SERVICE

The Jim Fox Community Service Award is determined by the Kings Care Foundation and given annually to the player that best exemplifies strong community outreach by actively working with local youth organizations and community groups to increase awareness and raise funds to support the Kings community signature initiatives – education, health-related causes and recreation.

DARYL EVANS
YOUTH HOCKEY SERVICE

The winner of the Daryl Evans Youth Hockey Service Award is selected by the Kings Hockey Development Department and given annually to the player that is determined to continue the club's efforts in growing the game of hockey in our area.

2014-15	Jarret Stoll
2015-16	Kyle Clifford
2016-17	Tyler Toffoli
2017-18	Tyler Toffoli (2)
2018-19	Tyler Toffoli (3)
2019-20	Trevor Lewis

KINGS INDIVIDUAL PLAYER RECORDS

GOALS

MOST CAREER: 557
Luc Robitaille, 1986-94, 1997-01, 2003-06

MOST CAREER, CENTER: 550
Marcel Dionne, 1975-87

MOST CAREER, LEFT WING: 557
Luc Robitaille, 1986-94, 1997-01, 2003-06

MOST CAREER, RIGHT WING: 431
Dave Taylor, 1977-94

MOST CAREER, DEFENSEMAN: 161
Rob Blake, 1988-01, 2006-08

MOST ONE SEASON: 70
Bernie Nicholls, 1988-89

MOST ONE SEASON, CENTER: 70
Bernie Nicholls, 1988-89

MOST ONE SEASON, LEFT WING: 63
Luc Robitaille, 1992-93

MOST ONE SEASON, RIGHT WING: 47
Dave Taylor, 1980-81

MOST ONE SEASON, DEFENSEMAN: 25
Steve Duchesne, 1988-89

MOST ONE SEASON, ROOKIE: 45
Luc Robitaille, 1986-87

MOST ONE SEASON, ROOKIE DEFENSEMAN: 16
Larry Murphy, 1980-81

MOST ONE SEASON, ONE LINE: 146
Marcel Dionne (53), Charlie Simmer (56), Dave Taylor (37), 1979-80

MOST, ONE MONTH: 17
Bernie Nicholls, November of 1988 (14 Games)

MOST ONE GAME: 4
4/5/18, **Dustin Brown** vs. Minnesota
3/22/18, **Anze Kopitar** at Colorado
11/25/93, Luc Robitaille at Quebec
2/6/92, Luc Robitaille vs. Hartford
3/30/88, Jimmy Carson vs. Calgary
11/13/84, Bernie Nicholls at Quebec
11/3/83, Brian MacLellan at Philadelphia
10/20/83, Bernie Nicholls vs. Edmonton
12/12/81, Ian Turnbull vs. Vancouver
11/18/81, Marcel Dionne vs. Detroit
3/14/81, Dave Taylor vs. Minnesota
11/1/80, Charlie Simmer at NY Islanders
10/27/79, Mike Murphy vs. Toronto
10/23/79, Marcel Dionne at Colorado
1/13/79, Marcel Dionne at Detroit
12/21/77, Syl Apps, Jr. vs. Minnesota
1/22/76, Mike Murphy vs. Toronto
3/1/75, Butch Goring vs. Minnesota
12/24/72, Serge Bernier at California

MOST ONE PERIOD: 3
10/18/17, **Adrian Kempe** vs. Montreal
1/12/06, Alexander Frolov at Boston
11/13/05, Alexander Frolov at Columbus
4/3/95, Tony Granato vs. Edmonton
3/10/90, Luc Robitaille vs. Pittsburgh
3/2/89, Steve Duchesne at St. Louis
2/4/89, Wayne Gretzky vs. Buffalo
11/22/88, Bernie Nicholls at Philadelphia
3/17/86, Jim Fox at Toronto
10/25/83, Bernie Nicholls vs. Hartford
11/18/81, Marcel Dionne vs. Detroit
10/16/80, Charlie Simmer vs. Quebec
2/1/78, Butch Goring vs. Washington
1/14/78, Dave Taylor at Atlanta
12/21/77, Syl Apps, Jr. vs. Minnesota
2/11/76, Marcel Dionne at Chicago
1/22/76, Mike Murphy vs. Toronto
11/19/67, Lowell MacDonald vs. Montreal

FASTEST 50 GOALS: 51 Games
Bernie Nicholls, 1988-89
Charlie Simmer, 1980-81

FASTEST 40 GOALS: 42 Games
Charlie Simmer, 1980-81

FASTEST 30 GOALS: 26 Games
Bernie Nicholls, 1988-89

FASTEST 20 GOALS: 19 Games
Bernie Nicholls, 1988-89
Marcel Dionne, 1981-82

MOST POWER-PLAY GOALS, CAREER: 210
Luc Robitaille, 1986-94, 1997-01, 2003-06

MOST POWER-PLAY GOALS, ONE SEASON: 26
Luc Robitaille, 1991-92

MOST POWER-PLAY GOALS, ONE GAME: 4
11/25/93, Luc Robitaille at Quebec
(Tied NHL Record)

MOST SHORT-HANDED GOALS, CAREER: 25
Bernie Nicholls, 1981-90

MOST SHORT-HANDED GOALS, ONE SEASON: 8
Bernie Nicholls, 1988-89

MOST SHORT-HANDED GOALS, ONE GAME: 2
10/12/98, Yanic Perreault at Vancouver
12/11/93, Shawn McEachern vs. St. Louis
3/22/75, Bob Nevin vs. Pittsburgh

MOST GAME-WINNING GOALS, CAREER: 73
Luc Robitaille, 1986-94, 1997-01, 2003-06

MOST GAME-WINNING GOALS, ONE SEASON: 10
Charlie Simmer, 1980-81

MOST OVERTIME GOALS, CAREER: 11
Jeff Carter, 2011-20

MOST OVERTIME GOALS, ONE SEASON: 4
Jeff Carter, 2016-17
Anze Kopitar, 2015-16

MOST 50+ GOAL SEASONS: 6
Marcel Dionne, 1976-77, 1978-79, 1979-80, 1980-81, 1981-82, 1982-83

MOST CONSECUTIVE 50+ GOAL SEASONS: 5
Marcel Dionne, 1978-83

MOST 40+ GOAL SEASONS: 8
Luc Robitaille, 1986-87, 1987-88, 1988-89, 1989-90, 1990-91, 1991-92, 1992-93, 1993-94
Marcel Dionne, 1975-76, 1976-77, 1978-79, 1979-80, 1980-81, 1981-82, 1982-83, 1984-85

MOST CONSECUTIVE 40+ GOAL SEASONS: 8
Luc Robitaille, 1986-94

MOST 30+ GOAL SEASONS: 11
Luc Robitaille, 1986-94, 1998-01, 2003-04
Dave Taylor, 1977-86, 1987-89, 1990-91
Marcel Dionne, 1975-86

MOST CONSECUTIVE 30+ GOAL SEASONS: 11
Marcel Dionne, 1975-86

MOST 20+ GOAL SEASONS: 12
Luc Robitaille, 1986-94, 1998-01, 2003-04
Dave Taylor, 1977-86, 1987-89, 1990-91
Marcel Dionne, 1975-87

MOST CONSECUTIVE 20+ GOAL SEASONS: 12
Marcel Dionne, 1975-87

MOST GOALS VS. ONE OPPONENT, ONE SEASON: 12
Marcel Dionne vs. Detroit, 1978-79 (8 Games)

KINGS INDIVIDUAL PLAYER RECORDS

ASSISTS

MOST CAREER: 757
Marcel Dionne, 1975-87

MOST CAREER, CENTER: 757
Marcel Dionne, 1975-87

MOST CAREER, LEFT WING: 597
Luc Robitaille, 1986-94, 1997-01, 2003-06

MOST CAREER, RIGHT WING: 638
Dave Taylor, 1977-94

MOST CAREER, DEFENSEMAN: 385
Drew Doughty, 2008-20

MOST ONE SEASON: 122
Wayne Gretzky, 1990-91

MOST ONE SEASON, CENTER: 122
Wayne Gretzky, 1990-91

MOST ONE SEASON, LEFT WING: 63
Luc Robitaille, 1991-92

MOST ONE SEASON, RIGHT WING: 67
Dave Taylor, 1981-82

MOST ONE SEASON, DEFENSEMAN: 60
Larry Murphy, 1980-81

MOST ONE SEASON, ROOKIE: 60
Larry Murphy, 1980-81

MOST ONE SEASON, ROOKIE DEFENSEMAN: 60
Larry Murphy, 1980-81 (NHL Record)

MOST ONE SEASON, ONE LINE: 182
Marcel Dionne (84), Charlie Simmer (45), Dave Taylor (53), 1979-80

MOST, ONE MONTH: 29
Wayne Gretzky, March of 1991 (14 Games)

MOST ONE SEASON, GOALTENDER: 6
Roland Melanson, 1986-87

MOST ONE GAME: 6
10/9/93, Tomas Sandstrom vs. Detroit
12/1/88, Bernie Nicholls vs. Toronto

MOST ONE PERIOD: 4
11/13/05, Pavol Demitra at Columbus
1/29/98, Rob Blake vs. Calgary
10/9/93, Tomas Sandstrom vs. Detroit
3/4/89, Wayne Gretzky vs. Philadelphia

MOST ASSISTS VS. ONE OPPONENT, ONE SEASON: 16
Wayne Gretzky vs. Winnipeg, 1990-91 (8 Games)

POINTS

MOST CAREER: 1,307
Marcel Dionne, 1975-87

MOST CAREER, CENTER: 1,307
Marcel Dionne, 1975-87

MOST CAREER, LEFT WING: 1,154
Luc Robitaille, 1986-94, 1997-01, 2003-06

MOST CAREER, RIGHT WING: 1,069
Dave Taylor, 1977-94

MOST CAREER, DEFENSEMAN: 502
Drew Doughty, 2008-20

MOST ONE SEASON: 168
Wayne Gretzky, 1988-89

MOST ONE SEASON, CENTER: 168
Wayne Gretzky, 1988-89

MOST ONE SEASON, LEFT WING: 125
Luc Robitaille, 1992-93 (NHL Record)

MOST ONE SEASON, RIGHT WING: 112
Dave Taylor, 1980-81

MOST ONE SEASON, DEFENSEMAN: 76
Larry Murphy, 1980-81

MOST ONE SEASON, ROOKIE: 84
Luc Robitaille, 1986-87

MOST ONE SEASON, ROOKIE DEFENSEMAN: 76
Larry Murphy, 1980-81 (NHL Record)

MOST ONE SEASON, ONE LINE: 328
Marcel Dionne (137), Charlie Simmer (101), Dave Taylor (90), 1979-80

MOST, ONE MONTH: 33
Wayne Gretzky, March of 1991 (14 Games)

MOST ONE GAME: 8
12/1/88, Bernie Nicholls vs. Toronto (2-6=8)

MOST ONE PERIOD: 4
10/18/17, **Adrian Kempe** vs. Montreal (3-1=4)
2/21/08, Patrick O'Sullivan vs. St. Louis (1-3=4)
11/13/05, Alexander Frolov at Columbus (3-1=4)
11/13/05, Pavol Demitra at Columbus (0-4=4)
11/13/05, Craig Conroy at Columbus (2-2=4)
10/23/01, Adam Deadmarsh at Columbus (1-3=4)
1/29/98, Rob Blake vs. Calgary (0-4=4)
10/9/93, Tomas Sandstrom vs. Detroit (0-4=4)
10/9/93, Wayne Gretzky vs. Detroit (2-2=4)
4/1/89, Bernie Nicholls vs. Vancouver (2-2=4)
3/4/89, Wayne Gretzky vs. Philadelphia (0-4=4)
2/18/89, Wayne Gretzky vs. Quebec (2-2=4)
2/4/89, Wayne Gretzky vs. Buffalo (3-1=4)
11/29/88, Wayne Gretzky vs. New Jersey (2-2=4)
10/12/88, Luc Robitaille vs. Boston (2-2=4)
3/17/87, Bernie Nicholls at Washington (2-2=4)
3/14/81, Marcel Dionne vs. Minnesota (1-3=4)
12/4/78, Vic Venasky vs. Washington (1-3=4)

MOST 100+ POINT SEASONS: 7
Marcel Dionne, 1976-77, 1978-79, 1979-80, 1980-81, 1981-82, 1982-83, 1984-85

MOST CONSECUTIVE 100+ POINT SEASONS: 5
Marcel Dionne, 1978-83

MOST POINTS VS. ONE OPPONENT, ONE SEASON: 19
Wayne Gretzky vs. Winnipeg, 1990-91 (3-16=19, 8 Games)
Bernie Nicholls vs. Edmonton, 1988-89 (10-9=19, 8 Games)

PENALTIES

MOST MINUTES, CAREER: 1,846
Marty McSorley, 1988-93, 1994-96

MOST MINUTES, ONE SEASON: 399
Marty McSorley, 1992-93

MOST MINUTES, ONE GAME: 67
3/11/79, Randy Holt at Philadelphia, 1 minor, 3 majors, 5 misconducts (NHL Record)

MOST MINUTES, ONE PERIOD: 67
3/11/79, Randy Holt at Philadelphia, 1 minor, 3 majors, 5 misconducts (NHL Record)

MOST PENALTIES, ONE GAME: 9
4/14/92, Marty McSorley vs. Vancouver
12/9/86, Larry Playfair at NY Islanders
3/1/79, Randy Holt at Philadelphia

MOST PENALTIES, ONE PERIOD: 9
3/11/79, Randy Holt at Philadelphia (NHL Record)

KINGS INDIVIDUAL PLAYER RECORDS

GAMES PLAYED

MOST SEASONS, CAREER: 17

Dave Taylor, 1977-94

MOST GAMES, CAREER: 1,183

Dustin Brown, 2003-20

MOST GAMES CAREER, CENTER: 1,073

Anze Kopitar, 2006-20

MOST GAMES CAREER, LEFT WING: 1,077

Luc Robitaille, 1986-94, 1997-01, 2003-06

MOST GAMES CAREER, RIGHT WING: 1,183

Dustin Brown, 2003-20

MOST GAMES CAREER, DEFENSEMAN: 919

Drew Doughty, 2008-20

MOST CONSECUTIVE GAMES: 460

Drew Doughty, 10/8/14 through 1/18/20

SHOTS ON GOAL

MOST CAREER: 3,848

Marcel Dionne, 1975-87

MOST CAREER, CENTER: 3,848

Marcel Dionne, 1975-87

MOST CAREER, LEFT WING: 3,091

Luc Robitaille, 1986-94, 1997-01, 2003-06

MOST CAREER, RIGHT WING: 2,916

Dustin Brown, 2003-19

MOST CAREER DEFENSEMAN: 2,468

Rob Blake, 1988-01, 2006-08

MOST ONE SEASON: 385

Bernie Nicholls, 1988-89

MOST ONE SEASON, DEFENSEMAN: 327

Rob Blake, 1999-00

MOST ONE GAME: 13

1/28/89, Bernie Nicholls vs. Edmonton

GOALTENDERS

MOST GAMES, CAREER: 644

Jonathan Quick, 2007-20

MOST GAMES, ONE SEASON: 72

Jonathan Quick, 2014-15, 2009-10

MOST GAMES ONE SEASON, ROOKIE: 61

Gerry Desjardins, 1968-69

MOST MINUTES, CAREER: 37,613

Jonathan Quick, 2007-20 (644 Games)

MOST MINUTES, ONE SEASON: 4,258

Jonathan Quick, 2009-10

MOST MINUTES, ONE SEASON, ROOKIE: 3,495

Gerry Desjardins, 1968-69

BEST GOALS AGAINST AVERAGE, CAREER

(Min. 75 Games): 2.35

Felix Potvin, 2000-03 (136 Games)

BEST GOALS AGAINST AVERAGE,

ONE SEASON: (Min. 25 Games): 1.95

Jonathan Quick, 2011-12 (69 Games)

BEST GOALS AGAINST AVERAGE, ONE SEASON,

ROOKIE: (Min. 25 Games): 2.40

Jamie Storr, 1998-99 (28 Games)

MOST SHOTS FACED, CAREER: 17,312

Jonathan Quick, 2007-20 (644 Games)

MOST SHOTS FACED, ONE SEASON: 2,219

Kelly Hrudey, 1993-94

MOST SHOTS FACED, ONE SEASON,

ROOKIE: 1,845

Gerry Desjardins, 1968-69

MOST SHOTS FACED, ONE GAME: 68

3/24/81, Mario Lessard at Minnesota (4-3 LA win)

MOST SAVES, CAREER: 15,813

Jonathan Quick, 2007-20 (644 Games)

MOST SAVES, ONE SEASON: 1,991

Kelly Hrudey, 1993-94

MOST SAVES, ONE GAME: 65

3/24/81, Mario Lessard at Minnesota (4-3 LA win)

BEST SAVE PERCENTAGE, CAREER

(Min. 75 Games): .913

Jonathan Quick, 2007-20 (644 Games)

BEST SAVE PERCENTAGE,

ONE SEASON: (Min. 25 Games): .929

Jonathan Quick, 2011-12 (69 Games)

BEST SAVE PERCENTAGE, ONE SEASON,

ROOKIE: (Min. 25 Games): .916

Jamie Storr, 1998-99 (28 Games)

MOST GOALS ALLOWED, CAREER: 1,499

Jonathan Quick, 2007-20 (644 Games)

MOST GOALS ALLOWED, ONE SEASON: 228

Kelly Hrudey, 1993-94

MOST GOALS ALLOWED, ONE SEASON,

ROOKIE: 189

Gerry Desjardins, 1968-69

MOST GOALS ALLOWED, ONE GAME: 11

10/17/88, Roland Melanson at Calgary

1/6/83, Mario Lessard at Montreal

11/25/81, Jim Rutherford at Edmonton

11/14/71, Gary Edwards at Boston

MOST SHUTOUTS, CAREER: 52

Jonathan Quick, 2007-20 (644 Games)

MOST SHUTOUTS, ONE SEASON: 10

Jonathan Quick, 2011-12

MOST SHUTOUTS, ONE SEASON, ROOKIE: 4

Martin Jones, 2013-14

Jonathan Quick, 2008-09

Jamie Storr, 1998-99

Mario Lessard, 1978-79

Gerry Desjardins, 1968-69

MOST WINS, CAREER: 325

Jonathan Quick, 2007-20 (644 Games)

MOST WINS, ONE SEASON: 40

Jonathan Quick, 2015-16

MOST WINS, ONE SEASON, ROOKIE: 23

Bob Janecyk, 1984-85

Mario Lessard, 1978-79

MOST LOSSES, CAREER: 240

Jonathan Quick, 2007-20 (644 Games)

MOST LOSSES, ONE SEASON: 31

Kelly Hrudey, 1993-94

MOST LOSSES, ONE SEASON, ROOKIE: 29

Gerry Desjardins, 1968-69

MOST TIES, CAREER: 66

Rogie Vachon, 1971-78

MOST TIES, ONE SEASON: 13

Kelly Hrudey, 1991-92

Rogie Vachon, 1977-78, 1974-75

MOST TIES, ONE SEASON, ROOKIE: 10

Mario Lessard, 1978-79

KINGS LEADERS YEAR-BY-YEAR

SEASON	GOALS	ASSISTS	POINTS	PPG'S	PIM
1967-68	Flett - 26	Joyal - 34	Joyal - 57	Joyal, Lemieux - 5	Amadio - 101
1968-69	Joyal - 33	Lemieux - 29	Joyal - 52	Joyal - 9	Rolfe - 85
1969-70	Shack - 22	Goring, Rochefort - 23	Lonsberry - 42	Joyal - 6	Lonsberry - 118
1970-71	Byers - 27	Widing - 40	Widing - 65	Pulford - 6	Marotte - 96
1971-72	Widing - 27	Backstrom, Goring - 29	Widing - 55	Backstrom - 7	Corrigan - 93
1972-73	Corrigan - 37	Widing - 54	Widing - 70	Berry, Corrigan - 14	Corrigan - 146
1973-74	Goring - 28	St. Marseille - 36	Goring - 61	Berry - 8	Corrigan, Harper - 119
1974-75	Nevin - 31	Nevin - 41	Nevin - 72	Berry, Nevin, Widing - 7	Maloney - 165
1975-76	Dionne - 40	Dionne - 54	Dionne - 94	Corrigan - 9	Hutchison - 181
1976-77	Dionne - 53	Dionne - 69	Dionne - 122	Williams - 15	Schultz - 232
1977-78	Goring - 37	Dionne - 43	Dionne - 79	Dionne, Goring - 9	Wilson - 127
1978-79	Dionne - 59	Dionne - 71	Dionne - 130	Dionne - 19	Holt - 202
1979-80	Simmer - 56**	Dionne - 84	Dionne - 137**	Simmer - 21*	Wells - 113
1980-81	Dionne - 58	Dionne - 77	Dionne - 135	Dionne, Simmer - 23	Wells - 155
1981-82	Dionne - 50	Dionne, Taylor - 67	Dionne - 117	Dionne - 17	Wells - 145
1982-83	Dionne - 56	Dionne, Simmer - 51	Dionne - 107	Dionne - 17	Wells - 167
1983-84	Simmer - 44	Nicholls - 54	Nicholls - 95	Dionne, Simmer - 13	Wells - 141
1984-85	Dionne, Nicholls - 46	Dionne - 80	Dionne - 126	Dionne - 16	Wells - 185
1985-86	Dionne, Nicholls - 36	Nicholls - 61	Nicholls - 97	Dionne, Taylor - 11	Williams - 320
1986-87	Robitaille - 45	Dionne - 50	Robitaille - 84	Carson, Robitaille - 18	Williams - 358
1987-88	Carson - 55	Robitaille - 58	Robitaille - 111	Carson - 22	Playfair - 197
1988-89	Nicholls - 70	Gretzky - 114**	Gretzky - 168	Nicholls - 21	McSorley - 350
1989-90	Robitaille - 52	Gretzky - 102*	Gretzky - 142*	Robitaille - 20	McSorley - 322
1990-91	Robitaille, Sandstrom - 45	Gretzky - 122*	Gretzky - 163*	Sandstrom - 16	Miller - 259
1991-92	Robitaille - 44	Gretzky - 90*	Gretzky - 121	Robitaille - 26	McSorley - 268
1992-93	Robitaille - 63	Robitaille - 62	Robitaille - 125	Robitaille - 24	McSorley - 399*
1993-94	Robitaille - 44	Gretzky - 92*	Gretzky - 130*	Robitaille - 24	Rychel - 322
1994-95***	Tocchet - 18	Gretzky - 37	Gretzky - 48	Tocchet - 7	Johnson - 102
1995-96	Khristich - 27	Gretzky - 66	Gretzky - 81	Khristich - 12	McSorley - 148
1996-97	Ferraro - 25	Khristich - 37	Khristich - 56	Ferraro - 11	Johnson - 194
1997-98	Murray - 29	Stumpel - 58	Stumpel - 79	Blake - 11	Johnson - 249
1998-99	Robitaille - 39	Robitaille - 35	Robitaille - 74	Robitaille - 11	O'Donnell - 186
1999-00	Robitaille - 36	Stumpel - 41	Robitaille - 74	Robitaille - 13	Laperriere - 185
2000-01	Palffy - 38	Palffy, Robitaille - 51	Palffy - 89	Robitaille - 16	Grimson - 235
2001-02	Palffy - 32	Allison - 55	Allison - 74	Palffy - 15	Laperriere - 125
2002-03	Palffy - 37	Palffy - 48	Palffy - 85	Palffy, Schneider - 10	Laperriere - 122
2003-04	Frolov - 24	Robitaille, Stumpel - 29	Robitaille - 51	Robitaille - 12	Avery - 261*
2004-05	DNP - Lockout				
2005-06	Cammalleri - 26	Visnovsky - 50	Visnovsky - 67	Cammalleri - 15	Avery - 257*
2006-07	Frolov - 35	Cammalleri - 46	Cammalleri - 80	Cammalleri - 16	Ivanans - 140
2007-08	Brown - 33	Kopitar - 45	Kopitar - 77	Brown, Kopitar - 12	Ivanans - 134
2008-09	Frolov - 32	Kopitar - 39	Kopitar - 66	Frolov - 12	Ivanans - 145
2009-10	Kopitar - 34	Kopitar - 47	Kopitar - 81	Kopitar - 14	Ivanans - 136
2010-11	Brown - 28	Kopitar - 48	Kopitar - 73	Smyth - 9	Clifford - 141
2011-12	Kopitar - 25	Kopitar - 51	Kopitar - 76	Brown/Williams - 9	Clifford - 123
2012-13***	Carter - 26	Kopitar - 32	Kopitar - 42	Brown/Carter - 8	Clifford - 51
2013-14	Kopitar - 29	Kopitar - 41	Kopitar - 70	Kopitar - 10	Clifford - 81
2014-15	Carter - 28	Kopitar - 48	Kopitar - 64	Gaborik - 11	Clifford - 87
2015-16	Toffoli - 31	Kopitar - 49	Kopitar - 74	Doughty/Toffoli - 9	McNabb - 92
2016-17	Carter - 32	Kopitar - 40	Carter - 66	Carter - 10	Clifford - 92
2017-18	Kopitar - 35	Kopitar - 57	Kopitar - 92	Brown - 9	Brown - 58
2018-19	Brown/Kopitar - 22	Kopitar - 38	Kopitar - 60	Brown - 9	Clifford - 96
2019-20****	Kopitar - 21	Kopitar - 41	Kopitar - 62	Kopitar - 7	MacDermid - 47

*Led NHL **Tied for NHL lead

***48-game season

****70-game season

Bold = All-time franchise single season leader

KINGS GOALTENDER LEADERS YEAR-BY-YEAR

SEASON	GP (Minutes)	SO	S%	GAA	WINS
1967-68	Rutledge - 45 (2,441)	Rutledge/Sawchuk - 2	Rutledge - .897	Rutledge - 2.88	Rutledge - 21
1968-69	Desjardins - 61 (3,495)	Desjardins - 4	Desjardins - .897	Desjardins - 3.24	Desjardins - 19
1969-70	Desjardins - 43 (2,449)	Desjardins - 3	Desjardins - .886	Desjardins - 3.90	Desjardins - 7
1970-71	Dejordy - 60 (3,370)	Dejordy - 1	Dejordy/Norris - .888	Dejordy - 3.81	Dejordy - 18
1971-72	Edwards - 44 (2,502)	Edwards - 2	Edwards - .898	Edwards - 3.60	Edwards - 13
1972-73	Vachon - 53 (3,116)	Vachon - 4	Vachon - .900	Vachon - 2.85	Vachon - 22
1973-74	Vachon - 65 (3,742)	Vachon - 5	Vachon - .903	Vachon - 2.81	Vachon - 28
1974-75	Vachon - 54 (3,234)	Vachon - 6	Vachon - .927	Vachon - 2.24	Vachon - 27
1975-76	Vachon - 51 (3,052)	Vachon - 5	Vachon - .891	Vachon - 3.15	Vachon - 26
1976-77	Vachon - 68 (4,048)	Vachon - 8	Vachon - .903	Vachon - 2.73	Vachon - 33
1977-78	Vachon - 70 (4,098)	Vachon - 4	Vachon - .892	Vachon - 2.87	Vachon - 29
1978-79	Lessard - 49 (2,857)	Lessard - 4	Lessard - .892	Lessard - 3.11	Lessard - 23
1979-80	Lessard - 50 (2,825)	Grahame - 2	Lessard - .875	Lessard - 3.93	Lessard - 18
1980-81	Lessard - 64 (3,736)	Lessard - 2	Lessard - .893	Lessard - 3.26	Lessard - 35*
1981-82	Lessard - 52 (2,924)	Lessard - 2	Kears - .864	Kears - 4.32	Lessard - 13
1982-83	Laskoski - 46 (2,277)	Lessard/Mattsson - 1	Laskoski - .857	Laskoski - 4.56	Laskoski - 15
1983-84	Blake - 29 (1,631)	Mattsson - 1	Blake - .867	Blake - 4.34	Blake - 9
1984-85	Janecyk - 52 (3,053)	Janecyk - 2	Janecyk - .877	Janecyk - 3.66	Janecyk - 23
1985-86	Janecyk - 38 (2,072)	--	Janecyk - .855	Janecyk - 4.69	Janecyk - 14
1986-87	Melanson - 46 (2,727)	Eliot/Melanson - 1	Melanson - .881	Melanson - 3.70	Melanson - 18
1987-88	Melanson - 47 (2,675)	Melanson - 2	Healy - .865	Healy - 4.34	Melanson - 17
1988-89	Healy - 48 (2,699)	Hrudey - 1	Healy - .872	Healy - 4.27	Healy - 25
1989-90	Hrudey - 52 (2,860)	Hrudey - 2	Hrudey - .873	Gosselin - 3.87	Hrudey - 22
1990-91	Hrudey - 47 (2,730)	Hrudey - 3	Hrudey - .900	Hrudey - 2.90	Hrudey - 26
1991-92	Hrudey - 60 (3,509)	Hrudey - 1	Hrudey - .897	Hrudey - 3.37	Hrudey - 26
1992-93	Hrudey - 50 (2,718)	Hrudey - 2	Hrudey/Stauber - .887	Stauber - 3.84	Hrudey - 18
1993-94	Hrudey - 64 (3,713)	Hrudey/Stauber - 1	Hrudey - .897	Hrudey - 3.68	Hrudey - 22
1994-95***	Hrudey - 35 (1,894)	--	Hrudey - .910	Hrudey - 3.14	Hrudey - 14
1995-96	Dafoe - 47 (2,666)	Dafoe - 1	Hrudey - .907	Hrudey - 3.26	Dafoe - 14
1996-97	Fiset - 44 (2,482)	Fiset - 4	Fiset - .906	Dafoe - 3.11	Dafoe/Fiset - 13
1997-98	Fiset - 60 (3,497)	Fiset/Storr - 2	Fiset - .909	Fiset - 2.71	Fiset - 26
1998-99	Fiset - 42 (2,403)	Storr - 4	Storr - .916	Storr - 2.40	Fiset - 18
1999-00	Fiset - 47 (2,592)	Fiset/Storr - 1	Storr - .908	Storr - 2.53	Fiset - 20
2000-01	Storr - 45 (2,498)	Potvin - 5	Storr - .899	Storr - 2.74	Storr - 19
2001-02	Potvin - 71 (4,071)	Potvin - 6	Potvin - .907	Potvin - 2.31	Potvin - 31
2002-03	Potvin - 42 (2,367)	Potvin/Storr - 3	Storr - .905	Storr - 2.54	Potvin - 17
2003-04	Cechmanek - 49 (2,701)	Cechmanek - 5	Huet - .907	Huet - 2.43	Cechmanek - 18
2004-05	DNP - Lockout				
2005-06	Garon - 63 (3,446)	Garon - 4	LaBarbera - .900	LaBarbera - 2.89	Garon - 31
2006-07	Garon - 32 (1,779)	Garon - 2	Garon - .907	Garon - 2.66	Garon - 13
2007-08	LaBarbera - 45 (2,421)	Ersberg - 2	LaBarbera - .910	LaBarbera - 3.00	LaBarbera - 17
2008-09	Quick - 44 (2,495)	Quick - 4	Quick - .914	Quick - 2.48	Quick - 21
2009-10	Quick - 72 (4,258)	Quick - 4	Quick - .906	Quick - 2.54	Quick - 39
2010-11	Quick - 61 (3,591)	Quick - 6	Quick - .918	Quick - 2.24	Quick - 35
2011-12	Quick - 69 (4,099)	Quick - 10*	Quick - .929	Quick - 1.95	Quick - 35
2012-13***	Quick - 37 (2,134)	Bernier/Quick - 1	Quick - .902	Quick - 2.45	Quick - 18
2013-14	Quick - 49 (2,904)	Quick - 6	Quick - .915	Quick - 2.07	Quick - 27
2014-15	Quick - 72 (4,184)	Quick - 6	Quick - .918	Quick - 2.24	Quick - 36
2015-16	Quick - 68 (4,034*)	Quick - 5	Quick - .918	Quick - 2.22	Quick - 40
2016-17	Budaj - 53 (3,029)	Budaj - 7	Budaj - .917	Budaj - 2.12	Budaj - 27
2017-18	Quick - 64 (3,677)	Quick - 5	Quick - .921	Quick - 2.40	Quick - 3
2018-19	Quick - 46 (2,648)	Campbell/Quick - 2	Campbell - .928	Campbell - 2.30	Quick - 16
2019-20	Quick - 42 (2,516)	Quick - 1	Quick - .904	Quick - 2.79	Quick - 16

Note: Goalies need to appear in a minimum of 25 games to be eligible as category leaders for save percentage and goals-against average.

Note: Quick tied his own single season record for most appearances (72) in 2014-15 after setting the record in 2009-10.

*Led NHL **Tied for NHL lead ***48-game season **Bold** = All-time franchise single season leader

KINGS ALL-TIME TOP TEN

GAMES PLAYED			GOALS			ASSISTS		
No.	Player	Total	No.	Player	Total	No.	Player	Total
1	Dustin Brown	1,183	1	Luc Robitaille	557	1	Marcel Dionne	757
2	Dave Taylor	1,111	2	Marcel Dionne	550	2	Wayne Gretzky	672
3	Luc Robitaille	1,077	3	Dave Taylor	431	3	Dave Taylor	638
4	Anze Kopitar	1,073	4	Anze Kopitar	333	4	Anze Kopitar	617
5	Marcel Dionne	921	5	Bernie Nicholls	327	5	Luc Robitaille	597
6	Drew Doughty	919	6	Dustin Brown	299	6	Bernie Nicholls	431
7	Rob Blake	805	7	Butch Goring	275	7	Drew Doughty	385
8	Mattias Norstrom	780	8	Wayne Gretzky	246	8	Butch Goring	384
9	Butch Goring	736	9	Charlie Simmer	222	9	Dustin Brown	354
10	Trevor Lewis	674	10	Mike Murphy	194	10	Rob Blake	333

POINTS			PENALTY MINUTES			PPG'S		
No.	Player	Total	No.	Player	Total	No.	Player	Total
1	Marcel Dionne	1,307	1	Marty McSorley	1,846	1	Luc Robitaille	210
2	Luc Robitaille	1,154	2	Dave Taylor	1,589	2	Marcel Dionne	172
3	Dave Taylor	1,069	3	Jay Wells	1,446	3	Dave Taylor	123
4	Anze Kopitar	950	4	Rob Blake	1,231	4	Bernie Nicholls	100
5	Wayne Gretzky	918	5	Ian Laperriere	1,017	5	Dustin Brown	96
6	Bernie Nicholls	758	6	Sean O'Donnell	940	6	Anze Kopitar	95
7	Butch Goring	659	7	Luc Robitaille	924	7	Rob Blake	92
8	Dustin Brown	653	8	Jay Miller	865	8	Charlie Simmer	79
9	Drew Doughty	502	9	Mark Hardy	858	9	Wayne Gretzky	63
10	Rob Blake	494	10	Tony Granato	821	10	Butch Goring	62

SHG'S			PLUS/MINUS			GWG'S		
No.	Player	Total	No.	Player	Total	No.	Player	Total
1	Bernie Nicholls	25	1	Dave Taylor	186	1	Luc Robitaille	73
2	Butch Goring	19	2	Marcel Dionne	105	2	Marcel Dionne	59
	Mike Murphy	19	3	Ziggy Palffy	85	3	Anze Kopitar	53
4	Wayne Gretzky	17	4	Charlie Simmer	84	4	Dave Taylor	47
5	Anze Kopitar	12	5	Bob Murdoch	80	5	Jeff Carter	44
6	Ziggy Palffy	10	6	Tyler Toffoli	79	6	Dustin Brown	41
7	Marcel Dionne	9	7	Anze Kopitar	76	7	Rob Blake	29
8	Yanic Perreault	8	8	Terry Harper	69	8	Mike Murphy	28
	Glen Murray	8	9	Justin Williams	65		Butch Goring	28
	Jari Kurri	8	10	Bob Nevin	53	10	Drew Doughty	27

DEFENSEMAN GP			DEFENSEMAN GOALS			DEFENSEMAN ASSISTS		
No.	Player	Total	No.	Player	Total	No.	Player	Total
1	Drew Doughty	919	1	Rob Blake	161	1	Drew Doughty	385
2	Rob Blake	805	2	Drew Doughty	117	2	Rob Blake	333
3	Mattias Norstrom	780	3	Steve Duchesne	99	3	Mark Hardy	250
4	Mark Hardy	616	4	Marty McSorley	71	4	Steve Duchesne	216
5	Jay Wells	604	5	Lubomir Visnovsky	70	5	Lubomir Visnovsky	209
6	Alec Martinez	597	6	Alec Martinez	62	6	Marty McSorley	163
7	Sean O'Donnell	541	7	Mark Hardy	53	7	Jake Muzzin	162
8	Lubomir Visnovsky	499	8	Larry Murphy	52	8	Larry Murphy	155
9	Jake Muzzin	496	9	Jake Muzzin	51	9	Jay Wells	143
10	Marty McSorley	472	10	Garry Galley	44	10	Alec Martinez	136

KINGS ALL-TIME TOP TEN

DEFENSEMAN PTS

No.	Player	Total
1	Drew Doughty	502
2	Rob Blake	494
3	Steve Duchesne	315
4	Mark Hardy	303
5	Lubomir Visnovsky	279
6	Marty McSorley	234
7	Jake Muzzin	213
8	Larry Murphy	207
9	Alec Martinez	198
10	Jay Wells	177

DEFENSEMAN PIM

No.	Player	Total
1	Marty McSorley	1,846
2	Jay Wells	1,446
3	Rob Blake	1,231
4	Sean O'Donnell	940
5	Mark Hardy	858
6	Drew Doughty	635
7	Dave Hutchison	605
8	Dean Kennedy	591
9	Mattias Norstrom	583
10	Tim Watters	529

DEFENSEMAN PPG'S

No.	Player	Total
1	Rob Blake	92
2	Drew Doughty	59
3	Steve Duchesne	33
4	Lubomir Visnovsky	31
5	Mark Hardy	27
6	Larry Murphy	22
7	Mathieu Schneider	21
8	Jaroslav Modry	19
9	Alexei Zhitnik	18
10	Jake Muzzin	17

DEFENSEMAN SHG'S

No.	Player	Total
1	Marty McSorley	7
2	Steve Duchesne	5
3	Mark Hardy	3
4	Drew Doughty	2
	Larry Murphy	2
	Mattias Norstrom	2
	Chris Snell	2
8	Several Tied	1

DEFENSEMAN PLUS/MINUS

No.	Player	Total
1	Bob Murdoch	80
2	Terry Harper	69
3	Sheldon Kannegiesser	51
4	Steve Duchesne	50
5	Drew Doughty	43
6	Tom Laidlaw	38
	Willie Mitchell	38
8	Tim Watters	32
	Larry Robinson	30
10	Dave Hutchison	27

DEFENSEMAN GWG'S

No.	Player	Total
1	Rob Blake	29
2	Drew Doughty	27
3	Steve Duchesne	13
4	Alec Martinez	12
5	Lubomir Visnovsky	10
6	Jake Muzzin	7
	Mark Hardy	7
8	Joe Corvo	6
	Jay Wells	6
10	Gary Galley	5

GOALIE GP

No.	Player	Total
1	Jonathan Quick	644
2	Rogie Vachon	389
3	Kelly Hrudey	360
4	Mario Lessard	240
5	Jamie Storr	205
6	Stephane Fiset	200
7	Gary Edwards	155
8	Felix Potvin	136
9	Roland Melanson	119
10	Gerry Desjardins	104

GOALIE WINS

No.	Player	Total
1	Jonathan Quick	325
2	Rogie Vachon	171
3	Kelly Hrudey	145
4	Mario Lessard	92
5	Jamie Storr	85
6	Stephane Fiset	80
7	Felix Potvin	61
8	Gary Edwards	54
9	Mathieu Garon	44
10	Bob Janecyk	42

GOALIE SHUTOUTS

No.	Player	Total
1	Jonathan Quick	52
2	Rogie Vachon	32
3	Jamie Storr	16
4	Felix Potvin	14
5	Stephane Fiset	10
	Kelly Hrudey	10
7	Mario Lessard	9
8	Peter Budaj	7
	Gerry Desjardins	7
	Gary Edwards	7
	Martin Jones	7

GOALIE GAA*

No.	Player	Total
1	Felix Potvin	2.35
2	Jonathan Quick	2.39
3	Jamie Storr	2.52
4	Stephane Fiset	2.83
5	Rogie Vachon	2.86
6	Jason LaBarbera	2.93
7	Mathieu Garon	3.03
8	Wayne Rutledge	3.36
9	Gary Edwards	3.39
10	Kelly Hrudey	3.47

GOALIE SAVE PCT*

No.	Player	Total
1	Jonathan Quick	.913
2	Jamie Storr	.910
3	Stephane Fiset	.907
4	Felix Potvin	.905
5	Jason LaBarbera	.904
6	Rogie Vachon	.901
7	Mathieu Garon	.898
8	Byron Dafeo	.895
	Kelly Hrudey	.895
10	Gerry Desjardins	.893

*Minimum 75 games

^NHL started keeping Save Percentage in 1982-83

KINGS SEASON BESTS

GOALS

No.	Player	Total	Season
1	Bernie Nicholls	70	1988-89
2	Luc Robitaille	63	1992-93
3	Marcel Dionne	59	1978-79
4	Marcel Dionne	58	1980-81
5	Marcel Dionne	56	1982-83
	Charlie Simmer	56	1980-81
	Charlie Simmer	56	1979-80

ASSISTS

No.	Player	Total	Season
1	Wayne Gretzky	122	1990-91
2	Wayne Gretzky	114	1988-89
3	Wayne Gretzky	102	1989-90
4	Wayne Gretzky	92	1993-94
5	Wayne Gretzky	90	1991-92

POINTS

No.	Player	Total	Season
1	Wayne Gretzky	168	1988-89
2	Wayne Gretzky	163	1990-91
3	Bernie Nicholls	150	1988-89
4	Wayne Gretzky	142	1989-90
5	Marcel Dionne	137	1979-80

PENALTY MINUTES

No.	Player	Total	Season
1	Marty McSorley	399	1992-93
2	Dave Williams	358	1986-87
3	Marty McSorley	350	1988-89
4	Warren Rychel	322	1993-94
	Marty McSorley	322	1989-90

PPG'S

No.	Player	Total	Season
1	Luc Robitaille	26	1991-92
2	Luc Robitaille	24	1993-94
	Luc Robitaille	24	1992-93
4	Marcel Dionne	23	1980-81
	Charlie Simmer	23	1980-81

SHG'S

No.	Player	Total	Season
1	Bernie Nicholls	8	1988-89
2	Bernie Nicholls	7	1987-88
3	Tyler Toffoli	5	2014-15
	Pavol Demitra	5	2005-06
	Steve Duchesne	5	1988-89
	Wayne Gretzky	5	1988-89
	Mike Murphy	5	1982-83
	Butch Goring	5	1975-76

PLUS/MINUS

No.	Player	Total	Season
1	Marcel Dionne	54	1980-81
2	Marty McSorley	48	1990-91
	Dave Taylor	48	1980-81
4	Charlie Simmer	47	1979-80
5	Sheldon Kannegiesser	41	1974-75

GWG'S

No.	Player	Total	Season
1	Charlie Simmer	10	1980-81
2	Jeff Carter	9	2016-17
	Anze Kopitar	9	2013-14
	Marcel Dionne	9	1980-81
5	Anze Kopitar	8	2015-16
	Jeff Carter	8	2012-13
	Bryan Smolinski	8	2002-03
	Ziggy Palffy	8	2000-01
	Luc Robitaille	8	1992-93
	Tony Granato	8	1991-92
	Mike Krushelnyski	8	1988-89
	Charlie Simmer	8	1979-80

DEFENSEMAN GOALS

No.	Player	Total	Season
1	Steve Duchesne	25	1988-89
2	Rob Blake	23	1997-98
3	Larry Murphy	22	1981-82
4	Steve Duchesne	21	1990-91
5	Rob Blake	20	1993-94
	Steve Duchesne	20	1989-90

DEFENSEMAN ASSISTS

No.	Player	Total	Season
1	Larry Murphy	60	1980-81
2	Drew Doughty	50	2017-18
	Lubomir Visnovsky	50	2005-06
	Steve Duchesne	50	1988-89
5	Paul Coffey	49	1992-93

DEFENSEMAN PTS

No.	Player	Total	Season
1	Larry Murphy	76	1980-81
2	Steve Duchesne	75	1988-89
3	Rob Blake	68	1993-94
4	Lubomir Visnovsky	67	2005-06
5	Larry Murphy	66	1981-82

KINGS SEASON BESTS

DEFENSESMAN PIM

No.	Player	Total	Season
1	Marty McSorley	399	1992-93
2	Marty McSorley	350	1988-89
3	Marty McSorley	322	1989-90
4	Marty McSorley	268	1991-92
5	Jay Wells	226	1985-86

DEFENSESMAN PPG'S

No.	Player	Total	Season
1	Rob Blake	12	1999-00
2	Rob Blake	11	2006-07
	Rob Blake	11	1997-98
	Alexei Zhitnik	11	1993-94
5	Lubomir Visnovsky	10	2005-06
	Matheiu Schneider	10	2002-03
	Rob Blake	10	1992-93

DEFENSESMAN SHG'S

No.	Player	Total	Season
1	Steve Duchesne	5	1988-89
2	Marty McSorley	3	1992-93
3	Chris Snell	2	1994-95

DEFENSESMAN +/-

No.	Player	Total	Season
1	Marty McSorley	48	1990-91
2	Sheldon Kannegiesser	41	1974-75
3	Bob Murdoch	39	1974-75
4	Terry Harper	38	1974-75
5	Bob Murdoch	35	1976-77

DEFENSESMAN GWG'S

No.	Player	Total	Season
1	Rob Blake	6	1993-94
2	Drew Doughty	5	2009-10
	Rob Blake	5	1999-00
4	Drew Doughty	4	2017-18
	Alec Martinez	4	2015-16
	Jack Johnson	4	2011-12
	Rob Blake	4	1997-98
	Rob Blake	4	1992-93
	Steve Duchesne	4	1987-88

GOALIE GP

No.	Player	Total	Season
1	Jonathan Quick	72	2014-15
	Jonathan Quick	72	2009-10
3	Felix Potvin	71	2001-02
4	Rogie Vachon	70	1977-78
5	Jonathan Quick	69	2011-12

GOALIE WINS

No.	Player	Total	Season
1	Jonathan Quick	40	2015-16
2	Jonathan Quick	39	2009-10
3	Jonathan Quick	36	2014-15
4	Jonathan Quick	35	2011-12
	Jonathan Quick	35	2010-11
	Mario Lessard	35	1980-81

GOALIE SHUTOUTS

No.	Player	Total	Season
1	Jonathan Quick	10	2011-12
2	Rogie Vachon	8	1976-77
3	Peter Budaj	7	2016-17
4	Jonathan Quick	6	2014-15
	Jonathan Quick	6	2013-14
	Jonathan Quick	6	2010-11
	Felix Potvin	6	2001-02
	Rogie Vachon	6	1974-75

GOALIE GAA (Minimum 25 Games)

No.	Player	Total	Season
1	Jonathan Quick	1.95	2011-12
2	Jonathan Quick	2.07	2013-14
3	Peter Budaj	2.12	2016-17
4	Jonathan Quick	2.22	2015-16
5	Jonathan Quick	2.24	2014-15
	Jonathan Quick	2.24	2010-11
	Rogie Vachon	2.24	1974-75

GOALIE SAVE PCT (Minimum 25 Games)

No.	Player	Total	Season
1	Jonathan Quick	.929	2011-12
2	Jack Campbell	.928	2018-19
3	Rogie Vachon	.927	1974-75
4	Jonathan Quick	.921	2017-18
5	Jonathan Quick	.918	2015-16
	Jonathan Quick	.918	2014-15
	Jonathan Quick	.918	2010-11

KINGS ALL-TIME HAT TRICKS

1967-68

- Bill Flett, 11/5/67 at Detroit
- Lowell MacDonald,
11/19/67 vs. Montreal
- Bill Flett, 2/1/68 at Detroit

1968-69

- Eddie Joyal, 12/4/68 vs. Philadelphia
- Bill Flett, 12/11/68 vs. Detroit
- Eddie Joyal, 2/19/69 at Minnesota
- Ted Irvine, 3/18/69 vs. Oakland

1969-70

- Eddie Shack, 10/18/69 vs. Oakland

1970-71

- None

1971-72

- Butch Goring, 4/1/72 vs. California

1972-73

- Butch Goring, 10/31/72 vs. Vancouver
- Butch Goring,
11/4/72 vs. NY Islanders
- #Serge Bernier, 12/24/72 at California
- Bob Berry, 1/24/73 vs. St. Louis
- Mike Corrigan, 3/21/73 vs. Toronto

1973-74

- Gene Carr, 3/9/74 vs. Boston
- Don Kozak, 4/6/74 vs. Vancouver

1974-75

- Bob Nevin, 10/13/74 at Buffalo
- Don Kozak, 10/24/74 vs. Buffalo
- Bob Nevin, 1/19/75 at Montreal
- Juha Widing, 1/23/75 vs. Toronto
- #Butch Goring, 3/1/75 vs. Minnesota
- Juha Widing, 3/4/75 vs. Kansas City

1975-76

- Butch Goring, 10/22/75 at Chicago
- Marcel Dionne,
10/28/75 vs. Washington
- Marcel Dionne, 12/10/75 vs. St. Louis
- Marcel Dionne, 12/23/75 at Boston
- Butch Goring, 1/1/76 at Buffalo
- #Mike Murphy, 1/22/76 vs. Toronto
- Marcel Dionne, 2/1/76 at Chicago
- Tommy Williams,
3/30/76 at Kansas City

1976-77

- Mike Murphy,
10/16/76 vs. Washington
- Marcel Dionne, 12/27/76 at Detroit
- Butch Goring, 2/2/77 vs. Washington
- Marcel Dionne, 2/27/77 at Buffalo
- Marcel Dionne, 4/2/77 vs. Minnesota
- Butch Goring, 4/3/77 at Colorado

1977-78

- Marcel Dionne,
11/8/77 at Washington
- Butch Goring, 11/24/77 vs. Pittsburgh
- #Syl Apps Jr.,
12/21/77 vs. Minnesota
- Dave Taylor, 1/14/78 at Atlanta
- Butch Goring, 2/1/78 vs. Washington

1978-79

- Marcel Dionne,
11/11/78 vs. Minnesota
- #Marcel Dionne, 1/13/79 at Detroit
- Marcel Dionne, 3/3/79 vs. Chicago

1979-80

- #Marcel Dionne,
10/23/79 at Colorado
- #Mike Murphy, 10/27/79 vs. Toronto
- Marcel Dionne, 11/4/79 at Chicago
- Marcel Dionne, 1/6/80 at Winnipeg
- Dave Taylor, 1/9/80 at Chicago
- Marcel Dionne, 1/12/80 at Minnesota

1980-81

- Charlie Simmer, 10/16/80 vs. Quebec
- Dave Taylor, 10/28/80 at Colorado

1981-82

- #Charlie Simmer,
11/1/80 at NY Islanders
- Marcel Dionne,
11/5/80 at Washington
- Marcel Dionne, 11/12/80 vs. Montreal
- Charlie Simmer, 1/24/81 at Boston
- #Dave Taylor, 3/14/81 vs. Minnesota

1982-83

- John Paul Kelly,
10/20/81 at NY Islanders
- Marcel Dionne,
10/20/81 at NY Islanders
- #Marcel Dionne, 11/18/81 vs. Detroit
- Steve Bozek, 12/9/81 vs. Edmonton
- Ian Turnbull, 12/12/81 vs. Vancouver
- Steve Bozek, 12/27/81 at Edmonton
- Bernie Nicholls, 3/17/82 vs. Calgary
- Bernie Nicholls,
3/20/82 vs. Pittsburgh
- Bernie Nicholls,
3/27/82 vs. Colorado
- Marcel Dionne,
1/11/83 at Washington
- John Paul Kelly, 2/10/83 vs. Buffalo
- Charlie Simmer, 2/12/83 at Pittsburgh
- Marcel Dionne, 2/17/83 at Detroit

1983-84

- #Bernie Nicholls,
10/20/83 vs. Edmonton
- Ken Houston,
10/22/83 vs. New Jersey
- Bernie Nicholls, 10/25/83 vs. Hartford
- #Brian MacLellan,
11/3/83 at Philadelphia
- Charlie Simmer, 12/1/83 vs. Winnipeg
- Marcel Dionne,
12/26/83 at Vancouver
- Marcel Dionne, 12/30/83 at Hartford

1984-85

- Dave Taylor, 10/31/84 at Vancouver
- #Bernie Nicholls, 2/1/86 at Quebec
- Marcel Dionne, 11/19/84 vs. Calgary
- Brian MacLellan,
11/21/84 vs. New Jersey
- Bernie Nicholls, 12/5/84 at Chicago
- Steve Shutt, 12/13/84 vs. Edmonton
- Dave Taylor, 1/29/85 vs. New Jersey

1985-86

- Jim Fox, 10/12/85 vs. NY Islanders
- Bernie Nicholls, 2/1/86 at Winnipeg
- Dave Williams, 3/1/86 vs. Montreal
- Jim Fox, 3/17/86 at Toronto

1986-87

- Bob Bourne,
11/18/86 at Washington
- Luc Robitaille,
12/9/86 at NY Islanders
- Bernie Nicholls,
3/17/87 at Washington

1987-88

- Jimmy Carson,
10/10/87 vs. St. Louis
- Bernie Nicholls, 11/22/87 at Buffalo
- Bob Carpenter, 11/22/87 at Buffalo
- Luc Robitaille,
12/30/87 vs. Winnipeg
- Jimmy Carson,
1/30/88 vs. Minnesota
- Jimmy Carson, 2/3/88 vs. Vancouver
- Luc Robitaille, 2/11/88 vs. Quebec
- Jimmy Carson, 3/26/88 vs. Chicago
- #Jimmy Carson, 3/30/88 vs. Calgary
- Luc Robitaille, 4/3/88 vs. Edmonton

KINGS ALL-TIME HAT TRICKS

1988-89	102. Luc Robitaille, 10/6/88 vs. Detroit
	103. Bernie Nicholls, 10/28/88 at Winnipeg
	104. Bernie Nicholls, 11/22/88 at Philadelphia
	105. Dave Taylor, 12/1/88 vs. Toronto
	106. John Tonelli, 12/20/88 vs. Calgary
	107. Bernie Nicholls, 1/12/89 vs. St. Louis
	108. Wayne Gretzky, 2/4/89 vs. Buffalo
	109. Wayne Gretzky, 2/12/89 at Chicago
	110. Steve Duchesne, 3/2/89 at St. Louis
	111. Bernie Nicholls, 4/1/89 vs. Vancouver
1989-90	112. Wayne Gretzky, 10/31/89 at Pittsburgh
	113. Luc Robitaille, 11/25/89 vs. Vancouver
	114. Dave Taylor, 1/25/90 at Edmonton
	115. Luc Robitaille, 3/10/90 vs. Pittsburgh
1990-91	116. Tomas Sandstrom, 11/20/90 vs. New Jersey
	117. Tomas Sandstrom, 11/24/90 at Montreal
	118. Wayne Gretzky, 1/3/91 at NY Islanders
	119. Bob Kudelski, 1/12/91 vs. Vancouver
	120. Tomas Sandstrom, 1/14/91 at New Jersey
	121. Wayne Gretzky, 1/26/91 vs. Vancouver
1991-92	122. Jari Kurri, 10/4/91 at Winnipeg
	123. Bob Kudelski, 10/16/91 vs. San Jose
	124. Wayne Gretzky, 11/23/91 vs. San Jose
	125. #Luc Robitaille, 2/6/92 vs. Hartford
	126. Tony Granato, 2/27/92 vs. Quebec
1992-93	127. Luc Robitaille, 11/8/92 at San Jose
	128. Jari Kurri, 11/8/92 at San Jose
	129. Mike Donnelly, 11/8/92 at San Jose
	130. Tomas Sandstrom, 1/21/93 vs. Vancouver
	131. Luc Robitaille, 3/2/93 vs. Calgary
1993-94	132. Dominic Lavoie, 10/9/93 vs. Detroit
	133. Mike Donnelly, 11/13/93 vs. St. Louis
	134. #Luc Robitaille, 11/25/93 at Quebec
	135. John Druce, 4/13/94 vs. Calgary
1994-95	136. Rick Tocchet, 2/4/95 vs. Detroit
	137. Tony Granato, 4/3/95 vs. Edmonton
1995-96	138. Jari Kurri, 10/20/95 at Washington
	139. Vitali Yachmenev, 3/2/96 vs. Montreal
1996-97	140. Ed Olczyk, 1/7/97 vs. Vancouver
1997-98	141. Yanic Perreault, 10/31/97 at Detroit
	142. Yanic Perreault, 11/11/97 vs. Vancouver
	143. Jozef Stumpel, 2/3/98 at Calgary
	144. Glen Murray, 4/13/98 vs. Calgary
1998-99	145. Luc Robitaille, 4/12/99 at Nashville
1999-00	146. Luc Robitaille, 10/7/99 at Tampa Bay
	147. Glen Murray, 10/16/99 at Edmonton

2000-01	148. Ian Laperriere, 10/13/00 vs. Boston
	149. Ziggy Palffy, 11/28/00 at NY Rangers
	150. Rob Blake, 12/14/00 vs. NY Rangers
	151. Bryan Smolinski, 1/16/01 at Ottawa
2001-02	152. Ziggy Palffy, 2/8/02 at Phoenix
2002-03	153. Adam Deadmarsh, 10/25/02 at NY Rangers
	154. Eric Belanger, 12/17/02 vs. St. Louis
	155. Bryan Smolinski, 2/7/03 vs. Carolina
2003-04	None
2004-05	DNP - Lockout
2005-06	156. Lubomir Visnovsky, 11/2/05 at Dallas
	157. Alexander Frolov, 11/13/05 at Columbus
	158. Craig Conroy, 11/13/05 at Columbus
	159. Pavol Demitra, 11/19/05 vs. Colorado
	160. Derek Armstrong, 12/29/05 at Phoenix
	161. Alexander Frolov, 1/12/06 at Boston
	162. Luc Robitaille, 1/19/06 vs. Atlanta
2006-07	None
2007-08	163. Ladislav Nagy, 1/1/08 vs. Chicago
	164. Alexander Frolov, 2/21/08 vs. St. Louis
2008-09	165. Dustin Brown , 12/11/08 vs. St. Louis
	166. Michal Handzus, 3/5/09 vs. Dallas
2009-10	167. Anze Kopitar , 10/22/09 vs. Dallas
	168. Dustin Brown , 4/1/10 vs. Vancouver
2010-11	169. Brad Richardson, 10/23/10 at Colorado
	170. Anze Kopitar , 3/11/11 at Columbus
2011-12	171. Dustin Brown , 2/25/12 vs. Chicago
2012-13	172. Jeff Carter , 3/4/13 vs. Nashville
2013-14	173. Dwight King, 10/24/13 vs. Phoenix
2014-15	174. Tyler Toffoli, 2/12/15 vs. Calgary
2015-16	175. Tyler Toffoli, 12/28/15 at Vancouver
	176. Anze Kopitar , 2/12/16 at NY Rangers
2016-17	None
2017-18	177. Adrian Kempe , 10/18/17 vs. Montreal
	178. #Anze Kopitar , 3/22/18 at Colorado
	179. Jeff Carter , 3/29/18 vs. Arizona
	180. #Dustin Brown , 4/5/18 vs. Minnesota
2018-19	181. Dustin Brown , 11/25/18 vs. Edmonton
2019-20	182. Alex Iafallo , 1/30/20 at Arizona
	183. Tyler Toffoli, 2/15/20 at Colorado
	184. Dustin Brown , 3/7/20 vs. Minnesota

= 4-Goal Game

Records

Most Hat Tricks, Career: 24 - Marcel Dionne

Most Hat Tricks, One Season, Team: 10
2x's, 1988-89 and 1987-88Most Hat Tricks, One Season, Individual: 5
Jimmy Carson, 1987-88

Most 4-Goal Games, Career: 3 - Marcel Dionne

KINGS ALL-TIME SHUTOUTS

No.	Date	Score	Goaltender	No.	Date	Score	Goaltender
1	12/23/67	4-0 vs. STL	Wayne Rutledge	48	10/12/77	2-0 vs. CLE	Rogie Vachon
2	1/28/68	2-0 at PHI	Terry Sawchuk	49	10/18/77	0-0 at NYI	Rogie Vachon
3	2/12/68	2-0 vs. TOR	Wayne Rutledge	50	12/22/77	4-0 at CHI	Rogie Vachon
4	3/14/68	0-0 at PHI	Terry Sawchuk	51	3/30/78	4-0 at DET	Rogie Vachon
No.	Date	Score	Goaltender	No.	Date	Score	Goaltender
5	11/6/68	2-0 vs. NYR	Gerry Desjardins	52	10/26/78	6-0 vs. BUF	Mario Lessard
6	1/1/69	0-0 vs. STL	Gerry Desjardins	53	12/30/78	4-0 vs. VAN	Mario Lessard
7	1/5/69	0-0 at OAK	Gerry Desjardins	54	2/26/79	2-0 vs. VAN	Mario Lessard
8	1/18/69	4-0 vs. PIT	Gerry Desjardins	55	3/7/79	4-0 at PIT	Mario Lessard
No.	Date	Score	Goaltender	No.	Date	Score	Goaltender
9	10/18/69	5-0 vs. OAK	Gerry Desjardins	56	12/1/79	7-0 vs. CHI	Ron Grahame
10	10/22/69	2-0 vs. PIT	Gerry Desjardins	57	12/27/79	3-0 vs. QUE	Ron Grahame
11	12/30/69	0-0 vs. MIN	Gerry Desjardins	58	2/20/80	3-0 vs. BOS	Lessard/Grahame
No.	Date	Score	Goaltender	No.	Date	Score	Goaltender
12	3/9/71	4-0 at STL	Denis Dejory	59	10/22/80	4-0 vs. BOS	Mario Lessard
No.	Date	Score	Goaltender	No.	Date	Score	Goaltender
13	10/21/71	7-0 at PHI	Gary Edwards	60	3/2/81	1-0 at TOR	Mario Lessard
14	3/5/72	2-0 at BOS	Gary Edwards				
No.	Date	Score	Goaltender	No.	Date	Score	Goaltender
15	10/24/72	5-0 vs. CAL	Rogie Vachon	61	3/9/82	2-0 at COL	Mario Lessard
16	12/23/72	2-0 vs. BUF	Rogie Vachon	62	3/13/82	3-0 vs. NYI	Mario Lessard
17	1/19/73	4-0 at VAN	Gary Edwards				
18	3/1/73	2-0 at PHI	Rogie Vachon				
19	3/3/73	2-0 vs. STL	Rogie Vachon				
No.	Date	Score	Goaltender	No.	Date	Score	Goaltender
20	10/20/73	3-0 vs. PHI	Rogie Vachon	63	11/24/82	3-0 vs. NJD	Mario Lessard
21	12/8/73	3-0 vs. ATL	Rogie Vachon	64	2/24/83	8-0 vs. VAN	Markus Mattsson
22	1/16/74	2-0 at PIT	Rogie Vachon				
23	1/26/74	2-0 at PIT	Rogie Vachon				
24	3/16/74	2-0 vs. DET	Rogie Vachon				
25	3/23/74	5-0 vs. VAN	Gary Edwards				
No.	Date	Score	Goaltender	No.	Date	Score	Goaltender
26	10/19/74	3-0 vs. KC	Gary Edwards	65	2/8/84	1-0 vs. CHI	Markus Mattsson
27	10/28/74	2-0 vs. PIT	Rogie Vachon				
28	11/13/74	4-0 vs. TOR	Rogie Vachon				
29	11/23/74	0-0 at PIT	Rogie Vachon				
30	11/30/74	2-0 vs. BOS	Gary Edwards				
31	12/18/74	6-0 at KC	Gary Edwards				
32	1/23/75	8-0 vs. TOR	Rogie Vachon				
33	2/22/75	6-0 vs. BOS	Rogie Vachon				
34	3/22/75	4-0 vs. PIT	Rogie Vachon				
No.	Date	Score	Goaltender	No.	Date	Score	Goaltender
35	10/28/75	6-0 vs. WSH	Rogie Vachon	66	11/3/84	7-0 vs. TOR	Bob Janecyk
36	10/30/75	4-0 vs. PIT	Rogie Vachon	67	3/5/85	6-0 vs. PIT	Bob Janecyk
37	12/10/75	5-0 vs. STL	Rogie Vachon				
38	1/13/76	3-0 at ATL	Rogie Vachon				
39	1/27/76	2-0 vs. WSH	Rogie Vachon				
No.	Date	Score	Goaltender	No.	Date	Score	Goaltender
40	11/16/76	0-0 vs. CLE	Rogie Vachon	68	12/17/86	3-0 vs. PIT	Darren Eliot
41	1/22/77	6-0 vs. NYR	Rogie Vachon	69	1/14/87	4-0 vs. VAN	Roland Melanson
42	1/29/77	4-0 at NYI	Rogie Vachon				
43	2/15/77	3-0 vs. NYI	Rogie Vachon				
44	2/19/77	2-0 vs. BOS	Rogie Vachon				
45	2/22/77	4-0 vs. STL	Rogie Vachon				
46	3/2/77	5-0 at PIT	Rogie Vachon				
47	3/10/77	6-0 vs. WSH	Rogie Vachon				
No.	Date	Score	Goaltender	No.	Date	Score	Goaltender
48	10/12/77	2-0 vs. CLE	Rogie Vachon	70	1/30/88	5-0 vs. MIN	Roland Melanson
49	10/18/77	0-0 at NYI	Rogie Vachon	71	2/20/88	3-0 vs. TOR	Roland Melanson
50	12/22/77	4-0 at CHI	Rogie Vachon	72	2/28/88	2-0 at VAN	Glenn Healy
51	3/30/78	4-0 at DET	Rogie Vachon				
No.	Date	Score	Goaltender	No.	Date	Score	Goaltender
52	10/26/78	6-0 vs. BUF	Mario Lessard	73	3/14/89	4-0 at QUE	Kelly Hrudey
53	12/30/78	4-0 vs. VAN	Mario Lessard				
54	2/26/79	2-0 vs. VAN	Mario Lessard				
55	3/7/79	4-0 at PIT	Mario Lessard				
No.	Date	Score	Goaltender	No.	Date	Score	Goaltender
56	12/1/79	7-0 vs. CHI	Ron Grahame	74	10/8/89	5-0 vs. DET	Kelly Hrudey
57	12/27/79	3-0 vs. QUE	Ron Grahame	75	12/2/89	6-0 vs. NYR	Kelly Hrudey
58	2/20/80	3-0 vs. BOS	Lessard/Grahame				
No.	Date	Score	Goaltender	No.	Date	Score	Goaltender
59	10/22/80	4-0 vs. BOS	Mario Lessard	76	11/4/90	2-0 at CHI	Daniel Berthiaume
60	3/2/81	1-0 at TOR	Mario Lessard	77	3/9/91	3-0 at QUE	Kelly Hrudey
No.	Date	Score	Goaltender	No.	Date	Score	Goaltender
61	3/9/82	2-0 at COL	Mario Lessard	78	3/12/91	6-0 vs. PHI	Kelly Hrudey
62	3/13/82	3-0 vs. NYI	Mario Lessard	79	3/26/91	2-0 vs. EDM	Kelly Hrudey
No.	Date	Score	Goaltender	No.	Date	Score	Goaltender
63	11/24/82	3-0 vs. NJD	Mario Lessard	80	2/1/92	2-0 vs. CHI	Kelly Hrudey
64	2/24/83	8-0 vs. VAN	Markus Mattsson				
No.	Date	Score	Goaltender	No.	Date	Score	Goaltender
65	2/8/84	1-0 vs. CHI	Markus Mattsson				
No.	Date	Score	Goaltender	No.	Date	Score	Goaltender
66	11/3/84	7-0 vs. TOR	Bob Janecyk				
67	3/5/85	6-0 vs. PIT	Bob Janecyk				
No.	Date	Score	Goaltender	No.	Date	Score	Goaltender
68	12/17/86	3-0 vs. PIT	Darren Eliot				
69	1/14/87	4-0 vs. VAN	Roland Melanson				
No.	Date	Score	Goaltender	No.	Date	Score	Goaltender
70	1/30/88	5-0 vs. MIN	Roland Melanson				
71	2/20/88	3-0 vs. TOR	Roland Melanson				
72	2/28/88	2-0 at VAN	Glenn Healy				
No.	Date	Score	Goaltender	No.	Date	Score	Goaltender
73	3/14/89	4-0 at QUE	Kelly Hrudey				
No.	Date	Score	Goaltender	No.	Date	Score	Goaltender
74	10/8/89	5-0 vs. DET	Kelly Hrudey				
75	12/2/89	6-0 vs. NYR	Kelly Hrudey				
No.	Date	Score	Goaltender	No.	Date	Score	Goaltender
76	11/4/90	2-0 at CHI	Daniel Berthiaume				
77	3/9/91	3-0 at QUE	Kelly Hrudey				
78	3/12/91	6-0 vs. PHI	Kelly Hrudey				
79	3/26/91	2-0 vs. EDM	Kelly Hrudey				
No.	Date	Score	Goaltender	No.	Date	Score	Goaltender
80	2/1/92	2-0 vs. CHI	Kelly Hrudey				

KINGS ALL-TIME SHUTOUTS

1992-93			
No.	Date	Score	Goaltender
81	10/15/92	4-0 vs. CGY	Kelly Hrudey
82	2/15/93	3-0 vs. VAN	Kelly Hrudey
1993-94			
No.	Date	Score	Goaltender
83	2/23/94	0-0 vs. DAL	Robb Stauber
84	3/15/94	7-0 vs. OTT	Kelly Hrudey
1994-95			
NONE			
1995-96			
No.	Date	Score	Goaltender
85	11/7/95	1-0 at STL	Byron Dafoe
1996-97			
No.	Date	Score	Goaltender
86	10/4/96	1-0 vs. NYI	Stephane Fiset
87	10/26/96	0-0 vs. CGY	Stephane Fiset
88	2/22/97	4-0 vs. VAN	Stephane Fiset
89	3/1/97	3-0 at VAN	Stephane Fiset
1997-98			
No.	Date	Score	Goaltender
90	11/4/97	3-0 at NJD	Stephane Fiset
91	12/22/97	1-0 at CHI	Jamie Storr
92	1/31/98	3-0 vs. CHI	Stephane Fiset
93	4/15/98	2-0 at VAN	Jamie Storr
1998-99			
No.	Date	Score	Goaltender
94	10/28/98	4-0 at NJD	Fiset/Legace
95	11/21/98	5-0 vs. CHI	Jamie Storr
96	12/12/98	3-0 vs. VAN	Stephane Fiset
97	12/22/98	3-0 at PIT	Jamie Storr
98	1/14/99	3-0 vs. CGY	Jamie Storr
99	2/6/99	2-0 vs. SJS	Jamie Storr
100	3/15/99	4-0 vs. OTT	Stephane Fiset
101	4/16/99	2-0 at SJS	Stephane Fiset
1999-00			
No.	Date	Score	Goaltender
102	10/2/99	2-0 at NSH	Stephane Fiset
103	12/8/99	4-0 vs. ATL	Jamie Storr
2000-01			
No.	Date	Score	Goaltender
104	10/13/00	5-0 vs. BOS	Steve Passmore
105	11/9/00	2-0 vs. VAN	Jamie Storr
106	1/6/01	5-0 vs. CGY	Jamie Storr
107	1/30/01	8-0 vs. DAL	Jamie Storr
108	2/16/01	4-0 at MIN	Jamie Storr
109	2/22/01	2-0 at CGY	Felix Potvin
110	3/17/01	1-0 vs. SJS	Felix Potvin
111	3/26/01	0-0 vs. SJS	Felix Potvin
112	3/29/01	3-0 vs. CBJ	Felix Potvin
113	3/31/01	4-0 vs. COL	Felix Potvin
2001-02			
No.	Date	Score	Goaltender
114	1/5/02	3-0 at NYI	Felix Potvin
115	1/9/02	4-0 at NYR	Jamie Storr
116	1/15/02	2-0 vs. NSH	Felix Potvin
117	1/30/02	2-0 at MIN	Felix Potvin
118	3/23/02	3-0 vs. SJS	Felix Potvin
119	4/4/02	3-0 vs. DET	Felix Potvin
120	4/8/02	3-0 vs. DAL	Felix Potvin
121	4/14/02	1-0 vs. ANA	Jamie Storr

2002-03			
No.	Date	Score	Goaltender
122	10/29/02	4-0 at ATL	Felix Potvin
123	11/23/02	2-0 vs. DAL	Felix Potvin
124	12/10/02	3-0 at NSH	Felix Potvin
125	12/11/02	3-0 at DAL	Jamie Storr
126	1/30/03	3-0 vs. OTT	Jamie Storr
127	3/15/03	0-0 at CAR	Cristobal Huet
128	4/6/03	2-0 at VAN	Jamie Storr
2003-04			
No.	Date	Score	Goaltender
129	10/10/03	3-0 at PIT	Cristobal Huet
130	10/21/03	4-0 vs. PHI	Roman Cechmanek
131	11/6/03	1-0 at TBL	Roman Cechmanek
132	11/19/03	3-0 vs. NSH	Roman Cechmanek
133	11/22/03	2-0 at COL	Cristobal Huet
134	12/4/03	3-0 vs. DAL	Roman Cechmanek
135	1/13/04	0-0 at NSH	Roman Cechmanek
136	2/23/04	3-0 vs. NSH	Cristobal Huet
2004-05			
DNP-Lockout			
2005-06			
No.	Date	Score	Goaltender
137	1/5/06	4-0 vs. PHX	Mathieu Garon
138	1/12/06	6-0 at BOS	Mathieu Garon
139	4/1/06	1-0 vs. DAL	Mathieu Garon
140	4/3/06	1-0 vs. VAN	Mathieu Garon
141	4/17/06	4-0 at SJS	Jason LaBarbera
2006-07			
No.	Date	Score	Goaltender
142	10/19/06	4-0 at PHX	Mathieu Garon
143	1/3/07	3-0 vs. CBJ	Mathieu Garon
144	2/3/07	7-0 at FLA	Sean Burke
2007-08			
No.	Date	Score	Goaltender
145	10/23/07	6-0 vs. NSH	Jason LaBarbera
146	3/6/08	2-0 vs. OTT	Erik Ersberg
147	3/27/08	4-0 vs. PHX	Erik Ersberg
2008-09			
No.	Date	Score	Goaltender
148	10/24/08	4-0 vs. STL	Jason LaBarbera
149	12/6/08	3-0 vs. CBJ	Jason LaBarbera
150	12/23/08	3-0 at CBJ	Jonathan Quick
151	12/27/08	4-0 at PHX	Jonathan Quick
152	2/3/09	1-0 at OTT	Jonathan Quick
153	3/26/09	*1-0 at DAL	Jonathan Quick
2009-10			
No.	Date	Score	Goaltender
154	1/14/10	4-0 vs. ANA	Jonathan Quick
155	2/13/10	3-0 vs. COL	Jonathan Quick
156	3/8/10	6-0 vs. CBJ	Jonathan Quick
157	3/20/10	1-0 vs. NYI	Jonathan Quick
158	3/30/10	2-0 at NSH	Jonathan Bernier
2010-11			
No.	Date	Score	Goaltender
159	11/4/10	1-0 vs. TBL	Jonathan Quick
160	12/13/10	5-0 at DET	Jonathan Quick
161	12/21/10	5-0 at COL	Jonathan Quick
162	12/27/10	4-0 at SJS	Jonathan Quick
163	1/24/11	2-0 vs. BOS	Jonathan Quick
164	2/1/11	*0-1 at MIN	Jonathan Bernier
165	2/13/11	1-0 at PHI	Jonathan Quick
166	3/3/11	1-0 vs. PHX	Jonathan Bernier
167	3/29/11	2-0 at EDM	Jonathan Bernier

KINGS ALL-TIME SHUTOUTS

2011-12			
No.	Date	Score	Goaltender
168	10/18/11	5-0 vs. STL	Jonathan Quick
169	10/20/11	2-0 at PHX	Jonathan Quick
170	10/22/11	1-0 vs. DAL	Jonathan Quick
171	11/28/11	2-0 vs. SJS	Jonathan Quick
172	12/28/11	2-0 at CHI	Jonathan Quick
173	1/5/12	1-0 vs. PHX	Jonathan Quick
174	2/25/12	4-0 vs. CHI	Jonathan Quick
175	2/28/12	4-0 at MIN	Jonathan Bernier
176	3/22/12	*1-0 vs. STL	Jonathan Quick
177	3/28/12	3-0 at CGY	Jonathan Quick
178	4/2/12	2-0 vs. EDM	Jonathan Quick
2012-13			
No.	Date	Score	Goaltender
179	3/18/13	4-0 vs. PHX	Jonathan Quick
180	4/4/13	3-0 vs. MIN	Jonathan Bernier
2013-14			
No.	Date	Score	Goaltender
181	10/13/13	3-0 at FLA	Ben Scrivens
182	11/7/13	2-0 vs. BUF	Jonathan Quick
183	11/15/13	2-0 at NJD	Ben Scrivens
184	11/17/13	1-0 at NYR	Ben Scrivens
185	12/7/13	3-0 vs. NYI	Martin Jones
186	12/10/13	6-0 at MTL	Martin Jones
187	12/17/13	3-0 vs. EDM	Martin Jones
188	1/13/14	1-0 vs. VAN	Jonathan Quick
189	1/27/14	1-0 at SJS	Jonathan Quick
190	2/27/14	2-0 at CGY	Jonathan Quick
191	3/22/14	4-0 vs. FLA	Jonathan Quick
192	4/2/14	4-0 vs. PHX	Jonathan Quick
193	4/10/14	3-0 at EDM	Martin Jones
2014-15			
No.	Date	Score	Goaltender
194	10/16/14	*1-0 vs. STL	Jonathan Quick
195	10/23/14	2-0 vs. BUF	Jonathan Quick
196	11/26/14	4-0 at MIN	Martin Jones
197	12/2/14	2-0 vs. BOS	Jonathan Quick
198	12/4/14	4-0 at ARI	Martin Jones
199	1/12/15	2-0 vs. TOR	Martin Jones
200	2/24/15	1-0 vs. DET	Jonathan Quick
201	3/12/15	4-0 at VAN	Jonathan Quick
202	3/16/15	1-0 vs. ARI	Jonathan Quick
2015-16			
No.	Date	Score	Goaltender
203	10/23/15	3-0 vs. CAR	Jonathan Quick
204	11/3/15	3-0 at STL	Jhonas Enroth
205	12/17/15	3-0 at MTL	Jonathan Quick
206	12/28/15	5-0 at VAN	Jonathan Quick
207	2/27/16	2-0 vs. BUF	Jhonas Enroth
208	3/14/16	5-0 at CHI	Jonathan Quick
209	3/31/16	3-0 vs. CGY	Jonathan Quick
2016-17			
No.	Date	Score	Goaltender
210	11/5/16	5-0 vs. CGY	Peter Budaj
211	11/8/16	7-0 at TOR	Peter Budaj
212	12/16/16	1-0 at PIT	Peter Budaj
213	12/22/16	4-0 at NSH	Peter Budaj
214	1/26/17	3-0 at CAR	Peter Budaj
215	2/1/17	5-0 vs. COL	Peter Budaj
216	2/4/17	1-0 at PHI	Peter Budaj
217	3/16/17	2-0 vs. BUF	Jonathan Quick
218	3/31/17	2-0 at VAN	Jonathan Quick

2017-18			
No.	Date	Score	Goaltender
219	10/5/17	2-0 vs. PHI	Jonathan Quick
220	10/26/17	4-0 at MTL	Jonathan Quick
221	11/18/17	4-0 vs. FLA	Darcy Kuemper
222	1/2/18	5-0 at EDM	Jonathan Quick
223	1/30/18	3-0 at DAL	Darcy Kuemper
224	2/3/18	6-0 vs. ARI	Darcy Kuemper
225	3/12/18	3-0 vs. VAN	Jonathan Quick
226	3/26/18	3-0 vs. CGY	Jonathan Quick
2018-19			
No.	Date	Score	Goaltender
227	10/11/18	3-0 at MTL	Jack Campbell
228	11/19/18	2-0 at STL	Cal Petersen
229	12/2/18	2-0 vs. CAR	Jonathan Quick
230	1/5/19	4-0 at EDM	Jonathan Quick
231	3/25/19	3-0 at CGY	Jack Campbell

2019-20			
No.	Date	Score	Goaltender
232	3/5/20	1-0 vs. TOR	Jonathan Quick

*Shootout

Note: The Kings All-Time Shutouts list includes two team shutouts: a 3-0 win vs. Boston on February 20, 1980, and a 4-0 win at New Jersey on October 28, 1998.

KINGS ALL-TIME REGULAR SEASON OVERTIME GOALS

1983-84	1. Marcel Dionne, 12/26/83 at VAN, (Caprice), 1:00	1997-98	33. Luc Robitaille, 11/23/97 at COL, (Billington), 2:43
1984-85	2. Bernie Nicholls, 11/13/84 at QUE, (Bouchard), 2:57		34. Ray Ferraro, 1/12/98 vs. ANA, (Hebert), 2:04
	3. Dave Taylor, 1/19/85 vs. NYI, (Hrudey), 3:28		35. Yanic Perreault, 3/9/98 vs. ANA, (Shtalenkov), 4:19
	4. Marcel Dionne, 2/23/85 at HFD, (Liut), 2:46	1998-99	36. Luc Robitaille, 10/16/98 vs. BOS, (Dafoe), 2:47
1985-86	5. Dave Williams, 11/16/85, vs. PIT, (Romano), 3:10		37. Craig Johnson, 1/5/99 at EDM, (Shtalenkov), 1:07
	6. Phil Sykes, 11/21/85 at DET, (Stefan), 3:59		38. Luc Robitaille, 2/24/99 at DET, (Osgood), 1:57
	7. Bryan Erickson, 2/17/86 at MTL, (Roy), 4:36		39. Olli Jokinen, 3/30/99 at BOS, (Dafoe), 3:54
1986-87	8. Bernie Nicholls, 10/15/86 at DET, (Hanlon), 4:41		40. Ray Ferraro, 4/15/99 vs. ANA, (Roussel), 2:21
	9. Morris Lukowich, 12/27/86 vs. BOS, (Ranford), 4:20	1999-00	41. Sean O'Donnell, 2/14/00 vs. CGY, (Brathwaite), 1:42
1987-88	10. Bernie Nicholls, 1/21/88 at CGY, (Vernon), 0:42		42. Jozef Stumpel, 3/4/00 vs. NSH, (Dunham), 0:28
1988-89	11. Dave Taylor, 10/8/88 vs. CGY, (Wamsley), 4:37		43. Jozef Stumpel, 3/13/00 vs. VAN, (Potvin), 3:53
	12. Steve Duchesne, 10/9/88 vs. NYI, (Smith), 3:17		44. Jozef Stumpel, 3/23/00 at PHI, (Boucher), 1:20
	13. Mike Krushelnyski, 1/10/89 vs. EDM, (Ranford), 2:20		45. Glen Murray, 4/9/00 at ANA, (Hebert), 1:06
	14. Luc Robitaille, 2/10/89 at WSH, (Malarchuk), 1:39	2000-01	46. Ziggy Palffy, 10/23/00 at ANA, (Hebert), 1:04
	15. Dave Taylor, 3/7/89 vs. PIT, (Barrasso), 2:37		47. Bryan Smolinski, 1/16/01 at OTT, (Lalime), 2:01
	16. Marty McSorley, 3/29/89 vs. WPG, (Reddick), 3:37		48. Bryan Smolinski, 3/17/01 at SJS, (Nabokov), 0:40
1989-90	17. Wayne Gretzky, 10/15/89 at EDM, (Ranford), 3:24	2001-02	49. Ziggy Palffy, 11/10/01 vs. DET, (Hasek), 3:33
	18. Bernie Nicholls, 12/6/89 vs. VAN, (McLean), 2:51		50. Aaron Miller, 12/16/01 at ANA, (Giguere), 0:14
	19. Bob Kudelski, 3/14/1990 at BUF, (Puppa), 1:25		51. Ziggy Palffy, 4/6/02 vs. EDM, (Salo), 0:28
1990-91	20. Tony Granato, 11/17/90 vs. PIT, (Petrangelo), 0:52	2002-03	52. Jaroslav Modry, 11/2/02 vs. NSH, (Dunham), 1:45
	21. Luc Robitaille, 12/20/90 at CGY, (Wamsley), 3:43		53. Mathieu Schneider, 12/14/02 vs. PIT, (Hedberg), 4:22
	22. Brian Benning, 1/8/91 vs. HFD, (Reaugh), 3:37		54. Brad Chartrand, 12/26/02 vs. PHX, (Boucher), 3:14
	23. Tomas Sandstrom, 3/24/91 at EDM, (Fuhr), 3:30		55. Jason Allison, 1/13/03 vs. SJS, (Kiprusoff), 3:50
1991-92	24. Mike Donnelly, 11/19/91 at SJS, (Hackett), 3:47		56. Ziggy Palffy, 1/25/03 vs. NJD, (Brodeur), 3:50
1992-93	25. Tomas Sandstrom, 10/6/92 at CGY, (Vernon), 3:40		57. Steve Kelly, 3/31/03 at PHX, (Boucher), 1:42
	26. Tomas Sandstrom, 4/10/93 at SJS, (Irbe), 3:22	2003-04	58. Ziggy Palffy, 11/6/03 at TBL, (Grahame), 4:52
1993-94	27. Rob Blake, 10/29/93 at WPG, (Essensa), 3:07		59. Joe Corvo, 1/28/04 at ANA, (Gerber), 2:37
	28. Warren Rychel, 12/20/93 at CGY, (Vernon), 4:59	2004-05	DNP - Lockout
	29. Mike Donnelly, 3/25/94 at EDM, (Brathwaite), 2:24	2005-06	60. Pavol Demitra, 10/9/05 vs. MIN, (Fernandez), 3:31
1994-95	None		61. Mattias Norstrom, 1/2/06 vs. DAL, (Turco), 2:29
1995-96	30. Yanic Perreault, 10/10/95 vs. CHI, (Hackett), 2:10		62. Joe Corvo, 2/11/06 vs. CHI, (Anderson), 0:40
	31. Yanic Perreault, 10/21/95 at PIT, (Wregget), 0:40		63. Lubomir Visnovsky, 3/07/06 at MIN, (Fernandez), 1:21
	32. Yanic Perreault, 4/14/96 at COL, (Roy), 4:12	2006-07	64. Alexander Frolov, 1/26/07 at VAN, (Luongo), 1:48
1996-97	None		65. Michael Cammalleri, 3/1/07 vs. ANA, (Bryzgalov), 3:17

KINGS ALL-TIME REGULAR SEASON OVERTIME GOALS

2007-08	66. Anze Kopitar , 11/10/07 vs. DAL, (Turco), 2:34	2016-17	97. Alec Martinez, 10/20/16 at DAL (Lehtonen), 1:20
	67. Dustin Brown , 12/30/07 at CHI, (Khabibulin), 3:31		98. Alec Martinez, 10/25/16 vs. CBJ (Bobrovsky), 1:14
2008-09	68. Michal Handzus, 10/17/08 vs. CAR, (Ward), 3:21		99. Jeff Carter , 10/27/16 vs. NSH (Rinne), 4:31
	69. Michal Handzus, 3/5/09 vs. DAL, (Turco), 1:31		100. Nic Dowd, 11/3/16 vs. PIT (Fleury), 2:37
	70. Dustin Brown , 3/19/09 at BOS, (Thomas), 4:25		101. Jeff Carter , 11/26/16 vs. CHI (Darling), 1:06
2009-10	71. Michal Handzus, 10/22/09 vs. DAL, (Auld), 0:55		102. Tyler Toffoli, 12/16/16 at PIT (Murray), 1:00
	72. Dustin Brown , 12/9/09 at SJS (Nabokov), 1:16		103. Tanner Pearson, 1/3/17 at SJS (Jones), 0:58
	73. Drew Doughty , 3/22/10 vs. COL (Anderson), 3:40		104. Tanner Pearson, 1/7/17 vs. MIN (Kuemper), 3:32
	74. Dustin Brown , 4/11/10 at COL (Anderson), 1:31		105. Jeff Carter , 1/14/17 vs. WPG (Hutchinson), 1:36
2010-11	75. Anze Kopitar , 12/4/10 vs. DET (Osgood), 4:04		106. Jeff Carter , 2/4/17 at PHI (Neuvirth), 2:35
2011-12	76. Jack Johnson, 10/7/11 vs. NYR (Lundqvist), 4:08		107. Jarome Iginla, 3/9/17 vs. NSH (Rinne), 3:34
	77. Jack Johnson, 10/15/11 at PHI (Bryzgalov), 1:39		108. Drew Doughty , 4/8/17 vs. CHI (Crawford), 0:27
	78. Drew Doughty , 1/5/12 vs. PHX (Smith), 0:38	2017-18	109. Tyler Toffoli, 10/28/17 at BOS (Rask), 5:00
2012-13	79. Jeff Carter , 4/21/13 vs. DAL (Lehtonen), 4:08		110. Nick Shore, 11/7/17 at ANA (Miller), 3:51
2013-14	80. Jeff Carter , 10/9/13 vs. OTT (Anderson), 0:28		111. Drew Doughty , 12/7/17 vs. OTT (Condon), 0:32
	81. Anze Kopitar , 10/30/13 vs. SJS (Niemi), 2:32		112. Tanner Pearson, 12/9/17 vs. CAR (Darling), 4:40
	82. Anze Kopitar , 11/25/13 at VAN (Luongo), 0:48		113. Dustin Brown , 12/21/17 vs. COL (Varlamov), 0:44
	83. Robyn Regehr, 2/6/14 vs. CBJ (Bobrovsky), 2:33		114. Tanner Pearson, 1/24/18 at CGY (Smith), 4:33
2014-15	84. Jarret Stoll, 11/15/14 vs. ANA (Andersen), 2:19		115. Dustin Brown , 2/26/18 vs. VGK (Fleury), 3:14
2015-16	85. Anze Kopitar , 10/16/15 vs. MIN (Kuemper), 2:19		116. Jeff Carter , 3/19/18 at MIN (Dubnyk), 4:26
	86. Jeff Carter , 10/31/15 vs. NSH (Rinne), 4:42		117. Dustin Brown , 4/5/18 vs. MIN (Stalock), 0:23
	87. Marian Gaborik, 11/28/15 vs. CHI (Darling), 2:04	2018-19	118. Dustin Brown , 11/27/18 at VAN (Markstrom), 0:53
	88. Anze Kopitar , 12/1/15 vs. VAN (Markstrom), 2:02		119. Ilya Kovalchuk, 12/22/18 at SJS (Jones), 2:29
	89. Alec Martinez, 12/8/15 at CBJ (McElhinney), 4:33		120. Tyler Toffoli, 12/23/18 at VGK (Fleury), 1:40
	90. Anze Kopitar , 12/26/15 at ARI (Domingue), 0:36		121. Dustin Brown , 12/31/18 at COL (Varlamov), 0:54
	91. Marian Gaborik, 1/24/16 at SJS (Jones), 4:06		122. Tyler Toffoli, 2/4/19 at NYR (Lundqvist), 0:25
	92. Tanner Pearson, 2/12/16 at NYR (Raanta), 3:10		123. Drew Doughty , 3/30/19 vs. CHI (Crawford), 4:48
	93. Tanner Pearson, 2/20/16 at NSH (Rinne), 1:18	2019-20	124. Drew Doughty , 10/8/19 at CGY (Rittich), 0:50
	94. Jeff Carter , 3/9/16 vs. WSH (Holtby), 2:50		125. Drew Doughty , 11/2/19 vs. CHI (Crawford), 4:43
	95. Anze Kopitar , 3/17/16 vs. NYR (Lundqvist), 1:34		126. Alex Iafallo , 11/14/19 vs. DET (Bernier), 0:23
	96. Jeff Carter , 4/5/16 at CGY (Ortio), 0:40		127. Anze Kopitar , 12/17/19 at BOS (Rask), 3:23
			128. Jeff Carter , 12/27/19 at SJS (Dell), 1:31
			129. Alex Iafallo , 1/30/20 at ARI (Hill), 0:24
			130. Adrian Kempe , 2/29/20 vs. NJD (Blackwood), 1:58

KINGS ALL-TIME OVERTIME GOAL LEADERS

Player	Career Total	Player	Career Total
Jeff Carter	11	Tomas Sandstrom	3
Dustin Brown	9	Jozef Stumpel	3
Anze Kopitar	9	Dave Taylor	3
Drew Doughty	6	Alex Iafallo	2
Tanner Pearson	6	Joe Corvo	2
Ziggy Palffy	5	Marcel Dionne	2
Luc Robitaille	5	Mike Donnelly	2
Bernie Nicholls	4	Ray Ferraro	2
Yanic Perreault	4	Marian Gaborik	2
Tyler Toffoli	4	Jack Johnson	2
Alec Martinez	3	Bryan Smolinski	2
Michal Handzus	3	Several	1

CAREER OVERTIME GOALS SCORED
BY CURRENT KINGS

Player	Career Total
Jeff Carter	14 (11 with LAK; 3 with PHI)
Dustin Brown	9 (9 with LAK)
Anze Kopitar	9 (9 with LAK)
Drew Doughty	5 (5 with LAK)
Andreas Athanasiou	4 (4 with DET)
Alex Iafallo	2 (2 with LAK)
Adrian Kempe	1 (1 with LAK)

KINGS CAREER AND
2019-20 SHOOTOUT STATS

CAREER Player	Goals	Shots	PCT	GDG	CAREER Goaltender	W	L	ATT	GA	PCT
Amadio, Michael	0	2	.000	0	Aubin, J-S	1	1	4	2	.500
Armstrong, Derek	0	1	.000	0	Bernier, Jonathan	1	4	16	8	.500
Avery, Sean	0	1	.000	0	Bishop, Ben	0	1	11	2	.818
Brodzinski, Jonny	0	1	.000	0	Brust, Barry	1	1	5	1	.800
Brown, Dustin	19	68	.279	7	Budaj, Peter	1	3	13	7	.462
Cammalleri, Michael	4	13	.308	2	Burke, Sean	2	2	22	11	.500
Carter, Jeff	13	38	.342	4	Campbell, Jack	0	2	9	5	.444
Clarke, Noah	0	1	.000	0	Cloutier, Dan	1	0	4	1	.750
Conroy, Craig	0	1	.000	0	Ersberg, Erik	3	7	46	17	.630
Corvo, Joe	1	3	.333	1	Garon, Mathieu	5	4	34	10	.706
Demitra, Pavol	3	5	.600	3	Jones, Martin	2	1	18	1	.944
Doughty, Drew	2	10	.200	1	Kuemper, Darcy	1	0	2	0	1.000
Dowd, Nic	0	2	.000	0	LaBarbera, Jason	4	4	22	11	.500
Frattin, Matt	0	1	.000	0	Petersen, Cal	1	0	2	0	1.000
Frk, Martin	0	1	.000	0	Quick, Jonathan	45	38	293	90	.693
Frolov, Alexander	8	22	.364	2	Scrivens, Ben	0	2	11	6	.455
Gaborik, Marian	6	14	.429	2	TOTALS	68	70	512	172	.664
Gagne, Simon	0	4	.000	0						
Handzus, Michal	9	18	.500	3						
Iafallo, Alex	0	3	.000	0						
Iginla, Jarome	0	1	.000	0						
Johnson, Jack	10	34	.294	2						
Jokinen, Jussi	0	1	.000	0						
Kempe, Adrian	4	11	.364	1						
King, Dwight	2	3	.667	1						
Kopitar, Anze	41	109	.376	17						
Kostopoulos, Tom	0	1	.000	0						
Kovalchuk, Ilya	4	5	.800	1						
Lecavalier, Vincent	0	1	.000	0						
Lewis, Trevor	1	6	.167	1						
Lundmark, Jamie	2	3	.667	0						
Moller, Oscar	0	2	.000	0						
O'Sullivan, Patrick	7	16	.438	4						
Parrish, Mark	0	1	.000	0						
Parse, Scott	0	1	.000	0						
Pearson, Tanner	1	6	.167	1						
Penner, Dustin	0	1	.000	0						
Prokhorkin, Nikolai	1	2	.500	0						
Purcell, Teddy	0	2	.000	0						
Richards, Mike	6	22	.273	2						
Richardson, Brad	0	1	.000	0						
Robitaille, Luc	2	3	.667	1						
Roenick, Jeremy	1	2	.500	0						
Setoguchi, Devin	0	1	.000	0						
Simmonds, Wayne	2	5	.400	0						
Smyth, Ryan	1	6	.167	0						
Stoll, Jarret	13	28	.464	6						
Toffoli, Tyler	1	12	.083	1						
Vey, Linden	0	1	.000	0						
Vilardi, Gabriel	0	1	.000	0						
Visnovsky, Lubomir	1	3	.333	1						
Williams, Justin	7	18	.389	4						
Willsie, Brian	0	3	.000	0						
TOTALS	172	521	.334	68						

2019-20 Player	Goals	Shots	PCT	GDG	2019-20 Goaltender	W	L	ATT	GA	PCT
Amadio, Michael	0	2	.000	0	Quick, Jonathan	1	3	15	5	.667
Brown, Dustin	0	1	.000	0	TOTALS	1	3	15	5	.667
Frk, Martin	0	1	.000	0						
Kempe, Adrian	1	3	.333	1						
Kopitar, Anze	1	4	.250							
Prokhorkin, Nikolai	1	2	.500	0						
Toffoli, Tyler	0	1	.000	0						
Vilardi, Gabriel	0	1	.000	0						
TOTALS	9	25	.360	3						

KINGS INDIVIDUAL SHOOTOUT RECORDS

PLAYER SHOOTOUT RECORDS

MOST GOALS, CAREER: 41

Anze Kopitar, 2006-20

MOST GOALS, ONE SEASON: 9

Jarret Stoll, 2010-11

MOST ATTEMPTS, CAREER: 109

Anze Kopitar, 2006-20

MOST ATTEMPTS, ONE SEASON: 17

Jack Johnson, 2009-10

MOST GAME-DECIDING GOALS, CAREER: 17

Anze Kopitar, 2006-20

MOST GAME-DECIDING GOALS, ONE SEASON: 5

Anze Kopitar, 2013-14

BEST SCORING PERCENTAGE, CAREER (Min. 10 Shots): .500

Michal Handzus, 2007-11 (9 Goals, 18 Shots)

BEST SCORING PERCENTAGE, ONE SEASON (Min. 5 Shots): .900

Jarret Stoll, 2010-11, (9 Goals, 10 Shots)

GOALTENDER SHOOTOUT RECORDS

MOST WINS, CAREER: 45

Jonathan Quick, 2007-20

MOST WINS, ONE SEASON: 10

Jonathan Quick, 2010-11 (Tied NHL Record)

MOST LOSSES, CAREER: 38

Jonathan Quick, 2007-20

MOST LOSSES, ONE SEASON: 8

Jonathan Quick, 2011-12

MOST SHOTS FACED, CAREER: 293

Jonathan Quick, 2007-20

MOST SHOTS FACED, ONE SEASON: 51

Jonathan Quick, 2009-10

BEST SAVE PERCENTAGE, CAREER (Min. 20 Shots Against): .706

Mathieu Garon, 2005-07, (24 Saves, 34 Shots)

BEST SAVE PERCENTAGE, ONE SEASON (Min. 10 Shots Against): 1.000

Martin Jones, 2013-14, (12 Saves, 12 Shots)

BEST WINNING PERCENTAGE, CAREER (Min. 10 Games): .542

Jonathan Quick, 2007-20, (45-38 Career Record)

BEST WINNING PERCENTAGE, ONE SEASON (Min. 5 Games): 1.000

Jonathan Quick, 2010-11, (10-0 Record; Tied NHL Record)

KINGS PENALTY SHOTS FOR - REGULAR SEASON

20 MADE, 44 MISSED

No.	Result	Player	Goalie, Opponent, Date
1.	MISSED	Eddie Joyal	vs. Ed Giacomin, NY Rangers, 10/31/67
2.	MADE	Butch Goring	vs. Gilles Villemure, at NY Rangers, 2/13/72
3.	MISSED	Paul Curtis	vs. Bernie Parent, Toronto, 3/25/72
4.	MADE	Phil Hoene	vs. Cesare Maniago, at Minnesota, 12/11/73
5.	MADE	Juha Widing	vs. Dan Bouchard, at Atlanta, 2/10/74
6.	MISSED	Bart Crasheley	vs. Ken Dryden, at Montreal, 10/8/75
7.	MADE	Bob Nevin	vs. Tony Esposito, at Chicago, 2/11/76
8.	MISSED	Hartland Monahan	vs. Dan Bouchard, Atlanta, 2/9/78
9.	MISSED	Charlie Simmer	vs. Billy Smith, NY Islanders, 11/24/79
10.	MISSED	Steve Jensen	vs. Glenn Resch, Colorado, 10/15/81
11.	MADE	Marcel Dionne	vs. Tom Barrasso, at Buffalo, 3/9/84
12.	MISSED	Dave Williams	vs. Roberto Romano, Pittsburgh, 1/21/87
13.	MISSED	Marcel Dionne	vs. Alain Chevrier, New Jersey, 1/28/87
14.	MADE	Luc Robitaille	vs. Eldon Reddick, at Winnipeg, 10/25/87
15.	MISSED	Luc Robitaille*	vs. Sean Burke, New Jersey, 2/2/89
16.	MADE	Tomas Sandstrom	vs. Wendell Young, at Pittsburgh, 2/10/90
17.	MISSED	Wayne Gretzky	vs. Peter Ing, at Toronto, 1/5/91
18.	MADE	Luc Robitaille	vs. Kay Whitmore, Hartford, 2/6/92
19.	MADE	Mike Donnelly	vs. Kirk McLean, Vancouver, 11/12/92
20.	MISSED	Luc Robitaille	vs. Jon Casey, Minnesota, 4/3/93
21.	MISSED	Tony Granato	vs. Jocelyn Thibault, at Quebec, 11/25/93
22.	MISSED	Mike Donnelly	vs. Curtis Joseph, at St. Louis, 4/7/94
23.	MADE	Dan Quinn	vs. Mikhail Shtalenkov, at Anaheim, 3/21/95
24.	MISSED	Kevin Stevens	vs. Nikolai Khabibulin, at Winnipeg, 2/26/96
25.	MISSED	Glen Murray	vs. Guy Hebert, at Anaheim, 2/7/98
26.	MISSED	Rob Blake	vs. Dwayne Roloson, Calgary, 4/13/98
27.	MISSED	Ziggy Palffy	vs. Fred Brathwaite, at Calgary, 4/7/01
28.	MISSED	Ziggy Palffy	vs. Manny Fernandez, Minnesota, 10/7/01
29.	MISSED	Ian Laperriere	vs. Jose Theodore, at Montreal, 10/22/01
30.	MISSED	Ziggy Palffy	vs. Evgeni Nabokov, at San Jose, 2/17/03
31.	MISSED	Esa Pines	vs. Marc-Andre Fleury, at Pittsburgh, 10/10/03
32.	MISSED	Esa Pines	vs. Jocelyn Thibault, at Chicago, 10/12/03
33.	MADE	Joe Corvo	vs. Jimmy Howard, Detroit, 11/28/05
34.	MADE	Alexander Frolov	vs. Andrew Raycroft, at Boston, 1/12/06
35.	MISSED	Sean Avery	vs. John Grahame, Tampa Bay, 1/17/06
36.	MISSED	Ladislav Nagy	vs. Evgeni Nabokov, at San Jose, 11/24/07
37.	MISSED	Jeff Giuliano	vs. Miikka Kiprusoff, Calgary, 2/15/08
38.	MISSED	Alexander Frolov	vs. Roberto Luongo, Vancouver, 10/30/08
39.	MISSED	Patrick O'Sullivan	vs. Steve Mason, Columbus, 12/6/08
40.	MADE	Patrick O'Sullivan	vs. Scott Clemmensen, at New Jersey, 2/7/09
41.	MADE	Wayne Simmonds	vs. Brian Elliott, Ottawa, 12/3/09
42.	MISSED	Dustin Brown	vs. Miikka Kiprusoff, at Calgary, 12/30/09
43.	MISSED	Fredrik Modin	vs. Devan Dubnyk, Edmonton, 4/10/10
44.	MADE	Dustin Brown	vs. Dwayne Roloson, NY Islanders, 11/13/10
45.	MISSED	Jack Johnson	vs. Kari Lehtonen, at Dallas, 1/17/11
46.	MISSED	Jarret Stoll	vs. Nikolai Khabibulin, at Edmonton, 2/2/11
47.	MISSED	Mike Richards	vs. Marc-Andre Fleury, Pittsburgh, 11/5/11
48.	MISSED	Anze Kopitar	vs. Jimmy Howard, Detroit, 11/19/11
49.	MISSED	Mike Richards	vs. Corey Crawford, at Chicago, 12/28/11
50.	MADE	Trevor Lewis	vs. Craig Anderson, Ottawa, 1/23/12
51.	MISSED	Dustin Brown	vs. Viktor Fasth, Anaheim, 2/25/13
52.	MISSED	Dustin Brown	vs. Antti Raanta, at Chicago, 12/30/13
53.	MISSED	Anze Kopitar	vs. Jonas Hiller, Anaheim, 1/25/14
54.	MISSED	Dustin Brown	vs. Jimmy Howard, Detroit, 10/31/14
55.	MADE	Anze Kopitar	vs. Frederik Andersen, Anaheim, 11/12/14
56.	MADE	Dustin Brown	vs. Cam Ward, at Carolina, 11/22/15
57.	MISSED	Marian Gaborik	vs. Marc-Andre Fleury, Pittsburgh, 12/5/15
58.	MISSED	Tyler Toffoli	vs. Craig Anderson, Ottawa, 1/16/16
59.	MISSED	Tanner Pearson	vs. Jared Coreau, Detroit, 1/5/17
60.	MADE	Dustin Brown	vs. Sergei Bobrovsky, Columbus, 11/3/18
61.	MISSED	Anze Kopitar	vs. Tristan Jarry, Pittsburgh, 12/14/19
62.	MISSED	Austin Wagner	vs. Adin Hill, Arizona, 1/30/20
63.	MISSED	Anze Kopitar	vs. MacKenzie Blackwood, New Jersey, 2/8/20
64.	MADE	Austin Wagner	vs. Pavel Francouz, Colorado, 2/22/20

*Penalty Shot attempted in overtime.

KINGS PENALTY SHOTS AGAINST - REGULAR SEASON

14 MADE, 41 MISSED

No.	Result	Player	Goalie, Opponent, Date
1.	MISSED	Norm Ullman	vs. Wayne Rutledge, at Toronto, 1/22/70
2.	MISSED	Billy Harris	vs. Rogie Vachon, at NY Islanders, 10/12/72
3.	MISSED	Joey Johnston	vs. Rogie Vachon, at Oakland, 1/2/74
4.	MISSED	Gil Perreault	vs. Rogie Vachon, Buffalo, 2/4/76
5.	MISSED	Dennis Polonich	vs. Rogie Vachon, Detroit, 12/4/76
6.	MISSED	Don Murdoch	vs. Rogie Vachon, at NY Rangers, 1/9/77
7.	MISSED	Dale McCourt	vs. Mario Lessard, Detroit, 11/22/78
8.	MISSED	Al MacAdam	vs. Ron Grahame, at Minnesota, 12/6/78
9.	MISSED	Bengt Gustafsson	vs. Ron Grahame, Washington, 2/12/80
10.	MISSED	Glen Sharpley	vs. Mario Lessard, at Chicago, 2/12/81
11.	MADE	Rick Vaive	vs. Darren Eliot, Toronto, 12/4/86
12.	MADE	Mel Bridgman	vs. Roland Melanson, at Detroit, 3/25/87
13.	MISSED	Joe Mullen#	vs. Al Jensen, Calgary, 3/28/87
14.	MADE	Mario Lemieux	vs. Kelly Hrudey, Pittsburgh, 3/7/89
15.	MADE	Normand Lacombe	vs. Kelly Hrudey, at Philadelphia, 2/5/91
16.	MADE	Paul Ysebaert	vs. Robb Stauber, at Detroit, 11/27/92
17.	MADE	Mikael Andersson	vs. Robb Stauber, Tampa Bay, 12/15/92
18.	MISSED	Mats Sundin	vs. Kelly Hrudey, at Quebec, 2/2/93
19.	MISSED	Craig Janney	vs. Robb Stauber, St. Louis, 3/20/93
20.	MISSED	Pavel Bure	vs. Kelly Hrudey, Vancouver, 10/6/93
21.	MISSED	Alexander Mogilny	vs. Robb Stauber, at Buffalo, 12/17/93
22.	MISSED	Tony Amonte*	vs. Kelly Hrudey, NY Rangers, 1/27/94
23.	MISSED	Sergei Fedorov*	vs. Kelly Hrudey, at Detroit, 2/12/95
24.	MISSED	Dirk Graham	vs. Kelly Hrudey, at Chicago, 3/9/95
25.	MADE	Steve Chiasson	vs. Byron Dafeo, at Calgary, 12/11/95
26.	MISSED	Peter Bondra	vs. Stephane Fiset, at Washington, 4/4/98
27.	MADE	Peter Bondra	vs. Stephane Fiset, at Washington, 1/29/99
28.	MADE	Tomas Sandstrom	vs. Stephane Fiset, Anaheim, 2/15/99
29.	MISSED	Todd White	vs. Jamie Storr, at Chicago, 2/26/99
30.	MISSED	Paul Kariya	vs. Stephane Fiset, Anaheim, 3/18/99
31.	MISSED	Mike Ricci	vs. Stephane Fiset, San Jose, 10/24/99
32.	MISSED	Martin Rucinsky	vs. Jamie Storr, at Montreal, 12/11/99
33.	MADE	Sebastien Bordeleau	vs. Felix Potvin, Minnesota, 10/7/01
34.	MISSED	Alexander Korolyuk	vs. Jamie Storr, San Jose, 11/24/01
35.	MISSED	Andrej Nedorost	vs. Cristobal Huet, Columbus, 3/25/03
36.	MISSED	Marcus Nilson	vs. Mathieu Garon, Calgary, 10/23/05
37.	MISSED	David Legwand	vs. Jason LaBarbera, Nashville, 11/5/05
38.	MISSED	Paul Kariya	vs. Jason LaBarbera, at Nashville, 11/24/05
39.	MISSED	Ladislav Nagy	vs. Jason LaBarbera, at Phoenix, 12/29/05
40.	MISSED	Keith Tkachuk	vs. Mathieu Garon, at St. Louis, 3/11/06
41.	MISSED	Stu Barnes	vs. Mathieu Garon, Dallas, 3/16/06
42.	MISSED	Todd White	vs. Dan Cloutier, at Minnesota, 10/25/06
43.	MISSED	Paul Kariya	vs. Dan Cloutier, at Nashville, 12/23/06
44.	MADE	David Legwand	vs. Dan Cloutier, at Nashville, 12/23/06
45.	MISSED	Teemu Selanne	vs. Mathieu Garon, at Anaheim, 3/18/07
46.	MADE	Michal Rozsival	vs. Jason LaBarbera, NY Rangers, 12/17/08
47.	MISSED	Scott Hartnell	vs. Jonathan Quick , Philadelphia, 1/3/09
48.	MISSED	Rick Nash	vs. Jonathan Quick , Columbus, 10/24/09
49.	MISSED	Viktor Stalberg	vs. Jonathan Quick , at Chicago, 3/11/12
50.	MISSED	Devin Setoguchi*	vs. Jonathan Bernier, at Minnesota, 3/31/12
51.	MISSED	Tommy Wingels	vs. Jonathan Bernier, San Jose, 3/16/13
52.	MADE	T.J. Oshie	vs. Jonathan Quick , at St. Louis, 1/16/14
53.	MADE	Auston Matthews	vs. Jonathan Quick , Toronto, 11/2/17
54.	MISSED	Auston Matthews	vs. Jonathan Quick , Toronto, 11/2/17
55.	MISSED	Brandon Sutter	vs. Jonathan Quick , Vancouver, 11/14/17

*Penalty Shot attempted in overtime.

#Goal scored but disallowed for an illegal stick.

KINGS WHO'VE SCORED GOALS IN THEIR REGULAR SEASON NHL DEBUT (18 PLAYERS ALL-TIME)

Jean Potvin (12/26/70); Greg Terrion (10/11/80); Jim Fox (10/11/80); Ulf Isaksson (10/6/82); Pierre Giroux (10/14/82); Bob LaForest (10/5/83); Luc Robitaille (10/9/86); John English (3/30/88); Jeff Shevalier (4/7/95); Vitali Yachmenev* (10/7/95); Pavel Rosa* (12/17/98); Jason Blake (4/18/99); Eric Belanger (10/6/2000); Petr Kanko (12/16/05); **Anze Kopitar*** (10/6/06); Matt Moulson (11/2/07); Brian Boyle (2/2/08); Tanner Pearson (11/14/13); **Carl Grundstrom** (3/9/19).

* - Scored two goals in Kings/NHL debut.

TEENAGERS WHO'VE PLAYED FOR THE KINGS

	PLAYER	DOB	FIRST NHL GAME	AGE DURING KINGS/ NHL DEBUT
1	Aki Berg	7/28/77	10/7/95	18 yrs., 71 days
2	Jimmy Carson	7/20/68	10/9/86	18 yrs., 81 days
3	Brayden Schenn	8/22/91	11/26/09	18 yrs., 97 days
4	Doug Smith	5/17/63	10/7/81	18 yrs., 143 days
5	Tobias Bjornfot	4/6/2001	10/5/19	18 yrs., 182 days
6	Olli Jokinen	12/5/78	10/1/97	18 yrs., 300 days
7	Drew Doughty	12/8/89	10/11/08	18 yrs., 308 days
8	Dustin Brown	11/4/84	10/9/03	18 yrs., 339 days
9	Craig Duncanson	3/17/67	4/2/86	19 yrs., 16 days
10	Craig Redmond	9/22/65	10/11/84	19 yrs., 19 days
11	Jaret Anderson-Dolan	9/12/99	10/9/18	19 yrs., 25 days
12	Jamie Storr	12/28/75	1/24/95	19 yrs., 27 days
13	Brian Wilks	2/27/66	3/29/85	19 yrs., 30 days
14	Anze Kopitar	8/24/87	10/6/06	19 yrs., 43 days
15	Jonathan Bernier	8/7/88	9/29/07	19 yrs., 53 days
16	Matt Johnson	11/23/75	1/22/95	19 yrs., 60 days
17	Darryl Sydor	5/13/72	10/6/91	19 yrs., 146 days
18	Andrei Loktionov	5/30/90	11/25/09	19 yrs., 180 days
19	Larry Murphy	3/6/61	10/11/80	19 yrs., 219 days
20	Oscar Moller	1/22/89	10/11/08	19 yrs., 262 days
21	Kyle Clifford	1/13/91	10/9/10	19 yrs., 269 days
22	Dean Kennedy	1/18/63	10/14/82	19 yrs., 269 days

KINGS ALL-TIME AMATEUR DRAFT CHOICES

Larry Regan – General Manager from May 17, 1967 through December 17, 1973.

1967			
Round	Player	Position	Overall
1	Rick Pagnutti	D	1st

1968			
Round	Player	Position	Overall
1	Jim McInally	D	7th

1969			
Round	Player	Position	Overall
2	Dale Hoganson	D	16th
3	Gregg Boddy	D	27th
4	Bruce Landon	G	39th
5	Butch Goring	C	51st

1970			
Round	Player	Position	Overall
2	Al McDonough	RW	24th
3	Terry Holbrook	RW	38th
5	Billy Smith	G	59th
6	Gerry Bradbury	C	73rd
7	Brian Carlin	LW	86th
8	Brian Chinnick	C	98th

1971			
Round	Player	Position	Overall
3	Vic Venasky	C	34th
4	Neil Komadoski	D	48th
5	Gary Crosby	C	62nd
6	Camille LaPierre	C	76th
7	Peter Harasym	LW	89th
7	Norm Dube	LW	90th
8	Lorne Stamler	LW	103rd

1972			
Round	Player	Position	Overall
2	Don Kozak	RW	20th
3	Dave Hutchison	D	36th
4	John Dobie	D	52nd
5	Bernie Germain	G	68th
6	Mike Usitalo	LW	84th
7	Glen Toner	LW	100th

1973			
Round	Player	Position	Overall
3	Russ Walker	RW	38th
4	Jim McCrimmon	D	54th
5	Dennis Abgrall	RW	70th
6	Blair MacDonald	RW	86th
7	Roly Kimble	G	102nd

Jake Milford – General Manager from December 17, 1973 through May 26, 1977.

1974			
Round	Player	Position	Overall
3	Gary Sargent	D	48th
4	Brad Winton	C	66th
5	John Paul Evans	C	84th
6	Marty Mathews	LW	102nd
7	Harvey Stewart	G	120th
8	John Held	D	137th
9	Mario Lessard	G	154th
10	Derrick Emerson	RW	169th
11	Jacques Locas	C	184th
12	Lindsay Thomson	C	197th
13	Craig Brickley	C	207th
14	Brad Kuglin	LW	217th

1975			
Round	Player	Position	Overall
1	Tim Young	C	16th
2	Terry Bucyk	RW	33rd
4	Andre Leduc	D	69th
5	Dave Miglia	D	87th
6	Bob Russell	C	105th
7	Dave Faulkner	C	123rd
8	Bill Reber	RW	141st
9	Sean Sullivan	D	157th
10	Brian Petrovek	G	172nd
11	Tom Goddard	RW	186th
12	Mario Viens	G	197th
13	Chuck Carpenter	C	203rd
14	Bob Fish	LW	207th
15	Dave Taylor	RW	210th
15	Robert Shaw	D	213th

1976			
Round	Player	Position	Overall
2	Steve Clippingdale	LW	21st
3	Don Moores	C	49th
4	Bob Mears	G	67th
5	Rob Palmer	D	85th
6	Larry McRae	G	103rd

George Maguire – General Manager from May 28, 1977 through January 30, 1984.

1977			
Round	Player	Position	Overall
5	Julian Baretta	G	84th
5	Warren Holmes	C	85th
6	Randy Rudnyk	RW	103rd
7	Bob Suter	D	120th

1978			
Round	Player	Position	Overall
5	Paul Mancini	LW	77th
6	Doug Keans	G	94th
7	Don Waddell	D	111th
8	Rob Mierkalns	C	128th
9	Rick Scully	RW	145th
10	Brad Thiessen	C	162nd
11	Jim Armstrong	LW	177th
12	Claude Larochelle	C	193rd

1979			
Round	Player	Position	Overall
1	Jay Wells	D	16th
2	Dean Hopkins	RW	29th
2	Mark Hardy	D	30th
3	John Paul Kelly	LW	50th
4	John Gibson	D	71st
5	Jim Brown	D	92nd
6	Jay McFarlane	D	113th

1980			
Round	Player	Position	Overall
1	Larry Murphy	D	4th
1	Jim Fox	RW	10th
2	Greg Terrier	LW	33rd
2	Dave Morrison	RW	34th
3	Steve Bozek	LW	52nd
4	Bernie Nicholls	C	73rd
5	Alan Graves	LW	94th
6	Darren Eliot	G	115th
7	Mike O'Connor	D	136th
8	Billy O'Dwyer	C	157th
9	Daryl Evans	LW	178th
10	Kim Collins	LW	199th

KINGS ALL-TIME AMATEUR DRAFT CHOICES

1981			
Round	Player	Position	Overall
1	Doug Smith	C	2nd
2	Dean Kennedy	D	39th
4	Marty Dallman	C	81st
6	Brad Thompson	D	123rd
7	Craig Hurley	D	134th
7	Peter Sawkins	D	144th
8	Dan Brennan	LW	165th
9	Al Tuer	D	186th
10	Jeff Baikie	LW	207th

1982			
Round	Player	Position	Overall
2	Mike Heidt	D	27th
3	Steve Seguin	W	48th
4	Dave Gans	C	64th
4	Dave Ross	G	82nd
5	Darcy Roy	LW	90th
5	Ulf Isaksson	LW	95th
7	Victor Nechayev	C	132nd
8	Peter Helander	D	153rd
9	Dave Chartier	D	174th
10	John Franzosa	G	195th
11	Ray Shero	LW	216th
12	Mats Ullander	RW	237th

1983			
Round	Player	Position	Overall
3	Bruce Shoebottom	D	47th
4	Guy Benoit	C	67th
5	Bob LaForest	RW	87th
5	Garry Galley	D	100th
6	Dave Lundmark	D	107th
6	Kevin Stevens	C	108th
7	Tim Burgess	D	127th
8	Ken Hammond	D	147th
9	Bruce Fishback	C	167th
10	Thomas Ahlen	D	187th
11	Jan Blaha	RW	207th
12	Chad Johnson	C	227th

Rogie Vachon – General Manager from January 30, 1984 through June 25, 1992.

1984			
Round	Player	Position	Overall
1	Craig Redmond	D	6th
2	Brian Wilks	C	24th
3	John English	D	48th
4	Tom Glavine	C	69th
5	David Grannis	RW	87th
6	Greg Strome	G	108th
7	Timothy Hanley	C	129th
8	Shannon Deegan	C	150th
9	Luc Robitaille	LW	171st
10	Jeff Crossman	C	191st
11	Paul Kenny	G	212th
12	Brian Martin	C	232nd

1985			
Round	Player	Position	Overall
1	Craig Duncanson	LW	9th
1	Dan Gratton	C	10th
2	Par Edlund	RW	30th
4	Perry Florio	D	72nd
5	Petr Prajsler	D	93rd
7	Tim Flanagan	RW	135th
8	John Hyduke	G	156th
9	Steve Horner	RW	177th
11	Trent Ciprick	RW	219th
12	Marian Horvath	LW	240th

1986			
Round	Player	Position	Overall
1	Jimmy Carson	C	2nd
3	Denis Larocque	D	44th
4	Sylvain Couturier	LW	65th
5	Brian Ferreira	LW	86th
6	Robb Stauber	G	107th
7	Sean Krakiwsky	RW	128th
8	Rene Chapdelaine	D	149th
9	Trevor Pochipinski	D	170th
10	Paul Kelly	D	191st
11	Russ Mann	D	212th
12	Brian Hayton	LW	233rd

1987			
Round	Player	Position	Overall
1	Wayne McBean	D	4th
2	Mark Fitzpatrick	G	27th
3	Ross Wilson	RW	43rd
5	Mike Vukonich	C	90th
6	Greg Batters	RW	111th
7	Kyosti Karjalainen	LW	132nd
9	Jeff Gawlicki	LW	174th
10	John Preston	C	195th
11	Rostislav Vlach	RW	216th
12	Mikael Lindholm	C	237th

1988			
Round	Player	Position	Overall
1	Martin Gelinis	LW	7th
2	Paul Holden	D	28th
3	John Van Kessel	RW	49th
4	Rob Blake	D	70th
5	Jeff Robison	D	91st
6	Micah Aivazoff	C	109th
6	Robert Larsson	D	112th
7	Jeff Kruesel	G	133rd
8	Timo Peltomaa	RW	154th
9	Jim Larkin	LW	175th
10	Brad Hyatt	D	196th
11	Doug Laprade	RW	217th
12	Joe Flanagan	C	238th

1989			
Round	Player	Position	Overall
2	Brent Thompson	D	39th
4	Jim Maher	D	81st
5	Eric Ricard	D	102nd
5	Thomas Newman	G	103rd
6	Daniel Rydmark	C	123rd
7	Ted Kramer	RW	144th
8	Sean Whyte	RW	165th
9	Jim Giacini	LW	182nd
9	Martin Maskariniec	D	186th
10	Jim Hiller	RW	207th
11	Steve Jacques	D	228th
12	Kevin Sneddon	D	249th

1990			
Round	Player	Position	Overall
1	Darryl Sydor	D	7th
2	Brandy Semchuk	RW	28th
3	Bob Berg	LW	49th
5	Dave Goverde	G	91st
6	Erik Andersson	C	112th
7	Robert Lang	C	133rd
8	Dean Hulett	RW	154th
9	Dennis LeBlanc	C	175th
10	Patrik Ross	RW	196th
11	Kevin White	C	217th
12	Troy Mohns	D	238th

KINGS ALL-TIME AMATEUR DRAFT CHOICES

1991			
Round	Player	Position	Overall
2	Guy Leveque	C	42nd
4	Keith Redmond	LW	79th
4	Alexei Zhitnik	D	81st
5	Pauli Jaks	G	108th
6	Brett Seguin	C	130th
7	Kelly Fairchild	C	152nd
9	Craig Brown	G	196th
10	Mattias Olsson	D	218th
11	Andre Bouliane	G	240th
12	Michael Gaul	D	262nd

1992			
Round	Player	Position	Overall
2	Justin Hocking	D	39th
3	Sandy Allan	G	63rd
4	Kevin Brown	RW	87th
5	Jeff Shevalier	LW	111th
6	Raymond "Rem" Murray	C/LW	135th
9	Magnus Wernblom	LW	207th
10	Ryan Pisiak	RW	231st
11	Jukka Tiilikainen	LW	255th

Nick Beverley – General Manager from June 25, 1992 through May 18, 1994.

1993			
Round	Player	Position	Overall
2	Shayne Toporowski	RW	42nd
3	Jeff Mitchell	RW	68th
4	Bob Wren	C	94th
5	Frederick Beaubien	G	105th
5	Jason Saal	G	117th
6	Jere Karalahti	D	146th
7	Justin Martin	RW	172nd
8	Travis Dillabough	C	198th
9	Martin Strbak	D	224th
10	Kimmo Timonen	D	250th
11	Patrick Howald	LW	276th

Sam McMaster – General Manager from May 24, 1994 through April 22, 1997.

1994			
Round	Player	Position	Overall
1	Jamie Storr	G	7th
2	Matt Johnson	LW	33rd
3	Vitali Yachmenev	RW	59th
5	Chris Schmidt	C	111th
7	Luc Gagne	RW	163rd
8	Andrew Dale	C	189th
9	Jan Nemecek	D	215th
10	Sergei Shaloma	LW	241st

1995			
Round	Player	Position	Overall
1	Aki Berg	D	3rd
2	Donald MacLean	C	33rd
2	Pavel Rosa	RW	50th
3	Vladimir Tsyplakov	LW	59th
5	Jason Morgan	C	118th
6	Igor Melyakov	LW	137th
7	Benoit Larose	D	157th
7	Juha Vuorivirta	C	163rd
9	Brian Stewart	D	215th

1996			
Round	Player	Position	Overall
2	Josh Green	LW	30th
2	Marian Cisar	RW	37th
3	Greg Phillips	C/RW	57th
4	Mikael Simons	C/RW	84th
4	Eric Belanger	C	96th
5	Jesse Black	D	120th
5	Peter Hogan	D	123rd
8	Stephen Valiquette	G	190th
8	Kai Nurminen	LW	193rd
9	Sebastien Simard	LW	219th

Dave Taylor – General Manager from April 22, 1997 through April 18, 2006.

1997			
Round	Player	Position	Overall
1	Olli Jokinen	C	3rd
1	Matt Zultek	C	15th
2	Scott Barney	C	29th
4	Joe Corvo	D	83rd
4	Sean Blanchard	D	99th
6	Richard Seeley	D	137th
6	Jeff Katcher	D	150th
8	Jay Kopischke	LW	193rd
9	Konrad Brand	D	220th

1998			
Round	Player	Position	Overall
1	Mathieu Biron	D	21st
2	Justin Papineau	C	46th
3	Alexey Volkov	G	76th
4	Kip Brennan	LW	103rd
5	Joe Rullier	D	133rd
6	Tomas Zizka	D	163rd
7	Tommi Hannus	C	190th
8	Jim Henkel	C	217th
9	Matthew Yeats	G	248th

1999			
Round	Player	Position	Overall
2	Andrei Shefer	LW	43rd
3	Jason Crain	D	74th
3	Frantisek Kaberle	D	76th
3	Cory Campbell	G	92nd
4	Brian McGrattan	RW	104th
4	Daniel Johansson	C	125th
5	Jean-Francois Noguees	G	133rd
7	Kevin Baker	RW	193rd
8	George Parros	RW	222nd
9	Noah Clarke	LW	250th

2000			
Round	Player	Position	Overall
1	Alexander Frolov	LW	20th
2	Andreas Lilja	D	54th
3	Yanick Lehoux	C	86th
4	Lubomir Visnovsky	D	118th
5	Nathan Marsters	G	165th
7	Evgeny Federov	C	201st
7	Tim Eriksson	C	206th
7	Craig Olynyck	D	218th
8	Dan Welch	RW	245th
8	Flavien Conne	C	250th
9	Carl Grah	G	282nd

KINGS ALL-TIME AMATEUR DRAFT CHOICES

2001			
Round	Player	Position	Overall
1	Jens Karlsson	RW	18th
1	David Steckel	C	30th
2	Michael Cammalleri	C	49th
2	Jaroslav Bednar	C	51st
3	Henrik Juntunen	RW	83rd
4	Richard Petiot	D	116th
5	Terry Denike	G	152nd
5	Tuukka Mantyla	D	153rd
7	Cristobal Huet	G	214th
8	Mike Gabinet	D	237th
9	Sebastien Laplante	G	277th

2002			
Round	Player	Position	Overall
1	Denis Grebeshkov	D	18th
2	Sergei Anshakov	LW	50th
3	Petr Kanko	RW	66th
4	Aaron Rome	D	104th
4	Mark Rooneem	LW	115th
5	Greg Hogeboom	RW	152nd
5	Joel Andresen	D	157th
6	Ryan Murphy	RW	185th
7	Mikhail Lyubushin	D	215th
8	Tuukka Pulliainen	C/W	248th
9	Connor James	C/W	279th

2003			
Round	Player	Position	Overall
1	Dustin Brown	RW	13th
1	Brian Boyle	C	26th
1	Jeff Tambellini	LW	27th
2	Konstantin Pushkarev	C	44th
3	Ryan Munce	G	82nd
5	Brady Murray	C	152nd
6	Esa Pirnes	C	174th
8	Matt Zaba	G	231st
8	Mike Sullivan	C	244th
9	Martin Guerin	C	274th

2004			
Round	Player	Position	Overall
1	Lauri Tukonen	RW	11th
3	Paul Baier	D	95th
4	Ned Lukacevic	LW	110th
5	Eric Neilson	LW	143rd
6	Scott Parse	C	174th
7	Mike Curry	RW	205th
7	Daniel Taylor	G	221st
8	Yutaka Fukufuji	G	238th
9	Valtteri Tenkanen	C	264th

2005			
Round	Player	Position	Overall
1	Anze Kopitar	C	11th
2	Dany Roussin	LW	50th
2	T.J. Fast	D	60th
3	Jonathan Quick	G	72nd
5	Patrik Hersley	D	139th
6	Ryan McGinnis	D	184th
7	Josh Meyers	D	206th
7	John Seymour	C	226th

Dean Lombardi – General Manager from April 21, 2006 through April 10, 2017.

2006			
Round	Player	Position	Overall
1	Jonathan Bernier	G	11th
1	Trevor Lewis	C	17th
2	Joe Ryan	D	48th
3	Jeff Zatkoff	G	74th
3	Bud Holloway	C/RW	86th
4	Niclas Andersen	D	114th
5	David Meckler	C	134th
5	Martin Nolet	D	144th
6	Constantin Braun	LW	164th

2007			
Round	Player	Position	Overall
1	Thomas Hickey	D	4th
2	Oscar Moller	C	52nd
2	Wayne Simmonds	RW	61st
3	Bryan Cameron	C/RW	82nd
4	Alec Martinez	D	95th
4	Dwight King	C/LW	109th
5	Linden Rowat	G	124th
5	Joshua Turnbull	C	137th
7	Josh Kidd	D	184th
7	Matt Fillier	C/LW	188th

2008			
Round	Player	Position	Overall
1	Drew Doughty	D	2nd
1	Colten Teubert	D	13th
2	Slava Voynov	D	32nd
3	Robert Czarnik	C	63rd
3	Andrew Campbell	D	74th
3	Geordie Wudrick	LW	88th
5	Andrei Loktionov	C	123rd
6	Justin Azevedo	C	153rd
7	Garrett Roe	LW	183rd

2009			
Round	Player	Position	Overall
1	Brayden Schenn	C	5th
2	Kyle Clifford	LW	35th
3	Nicolas Deslauriers	D	84th
4	Jean-Francois Berube	G	95th
4	Linden Vey	RW	96th
5	David Kolomatsis	D	126th
6	Michael Pelech	C/LW	156th
6	Brandon Kozun	RW	179th
7	Jordan Nolan	C	186th
7	Nic Dowd	C	198th

2010			
Round	Player	Position	Overall
1	Derek Forbort	D	15th
2	Tyler Toffoli	C	47th
3	Jordan Weal	C	70th
5	Kevin Gravel	D	148th
6	Maxim Kitsyn	LW	158th

2011			
Round	Player	Position	Overall
2	Christopher Gibson	G	49th
3	Andy Andreoff	C	80th
3	Nick Shore	C	82nd
4	Michael Mersch	LW	110th
5	Joel Lowry	LW	140th
7	Michael Schumacher	LW	200th

KINGS ALL-TIME AMATEUR DRAFT CHOICES

2012			
Round	Player	Position	Overall
1	Tanner Pearson	LW	30th
4	Nikolay Prokhorkin	LW	121st
5	Colin Miller	D	151st
6	Tomas Hyka	RW	171st
6	Paul LaDue	D	181st
7	Nick Ebert	D	211th

2013			
Round	Player	Position	Overall
2	Valentin Zykov	LW	37th
4	Justin Auger	RW	103rd
4	Hudson Fasching	RW	118th
5	Patrik Bartosak	G	146th
5	Jonny Brodzinski	C	148th
6	Zachary Leslie	D	178th
7	Dominik Kubalik	LW	191st

2014			
Round	Player	Position	Overall
1	Adrian Kempe	LW	29th
2	Roland McKeown	D	50th
2	Alex Lintuniemi	D	60th
3	Michael Amadio	C	90th
4	Steven Johnson	D	120th
5	Alec Dillon	G	150th
6	Jake Marchment	C	157th
6	Matthew Misteles	LW	180th
7	Spencer Watson	RW	209th
7	Jacob Middleton	D	210th

2015			
Round	Player	Position	Overall
2	Erik Cernak	D	43rd
3	Alexander Dergachyov	C	74th
4	Austin Wagner	LW	99th
5	Matt Schmalz	RW	134th
7	Chaz Reddekopp	D	187th
7	Matt Roy	D	194th

2016			
Round	Player	Position	Overall
2	Kale Clague	D	51st
4	Jacob Moverare	D	112th
5	Michael Eyssimont	C	142nd
7	Jacob Friend	D	202nd

Rob Blake – General Manager from April 10, 2017 to present.

2017			
Round	Player	Position	Overall
1	Gabriel Vilardi	C	11th
2	Jaret Anderson-Dolan	C	41st
3	Matt Villalta	G	72nd
4	Michael Anderson	D	103rd
4	Markus Phillips	D	118th
5	Cole Hults	D	134th
5	Drake Rymsha	C	138th

2018			
Round	Player	Position	Overall
1	Rasmus Kupari	F	20th
2	Akil Thomas	F	51st
3	Bulat Shafigullin	F	82nd
4	Aidan Dudas	F	113th
5	David Hrenak	G	144th
6	Johan Sodergran	F	165th
6	Jacob Ingham	G	175th

2019			
Round	Player	Position	Overall
1	Alex Turcotte	F	5th
1	Tobias Bjornfot	D	22nd
2	Arthur Kaliyev	F	33rd
2	Samuel Fagemo	F	50th
3	Lukas Parik	G	87th
4	Jordan Spence	D	95th
4	Kim Nousiainen	D	119th
6	Braden Doyle	D	157th
7	Andre Lee	F	188th

2020			
Round	Player	Position	Overall
1	Quinton Byfield	F	2nd
2	Helge Grans	D	35th
2	Brock Faber	D	45th
3	Kasper Simontaival	F	66th
3	Alex Laferriere	F	83rd
4	Juha Markkanen	G	112th
5	Martin Chremiak	F	128th
5	Ben Meehan	D	140th
7	Aatu Jansen	F	190th

Note: The Kings hosted the 2010 NHL Entry Draft at STAPLES Center.

KINGS ALL-TIME TRADES

Larry Regan – General Manager from May 17, 1967 to December 17, 1973.

June 8, 1967 – Acquired the rights to Red Kelly from Toronto for Ken Block.

June 16, 1967 – Acquired Trevor Fahey, Jim Murray and Ken Turlik from the New York Rangers for Barclay Player.

May 20, 1968 – Acquired Skip Krake from Boston for a first-round choice in the 1970 NHL Amateur Draft.

June 11, 1968 – Acquired Myron Stankiewicz from St. Louis for Terry Gray.

June 11, 1968 – Acquired Gerry Desjardins from Montreal for a first-round choice in the 1969 NHL Amateur Draft (later transferred to Minnesota) and the 1972 NHL Amateur Draft.

July 1, 1968 – Acquired Larry Cahan from Montreal for Yves Locas and Brian D. Smith.

October 10, 1968 – Acquired Jimmy Peters from Detroit for Terry Sawchuk.

October 15, 1968 – Acquired Gary Croteau, Brian Murphy and Wayne Thomas from Toronto for Lou Deveau and Grant Moore.

November 12, 1968 – Acquired Ron Anderson from Detroit for Poul Popiel.

May 14, 1969 – Acquired Ross Lonsberry and Eddie Shack from Boston for Ken Turlik and first-round choices in both the 1971 and 1973 NHL Amateur Drafts.

June 9, 1969 – Acquired Dennis Hextall and Leon Rochefort from the New York Rangers for Real Lemieux.

September, 1969 – Acquired Roger Cote from Phoenix (WHL) for Jim Murray.

January 24, 1970 – Acquired Dick Duff from Montreal for Dennis Hextall.

February 20, 1970 – Acquired Brian Gibbons, Garry Monahan and Matt Ravlich from Detroit for Gary Croteau, Larry Johnston and Dale Rolfe.

February 20, 1970 – Acquired Denis Dejorjy, Gilles Marotte and Jim Stanfield from Chicago for Bryan Campbell, Gerry Desjardins and Bill White.

February 28, 1970 – Acquired Real Lemieux and Juha Widing from the New York Rangers for Ted Irvine.

May 11, 1970 – Acquired Ray Fortin from St. Louis for Bob Wall.

May 20, 1970 – Acquired Mike Byers from Philadelphia for Brent Hughes.

May 22, 1970 – Acquired Lucien Grenier, Larry Mickey and Jack Norris from Montreal for Gregg Boddy, Leon Rochefort and Wayne Thomas.

September 3, 1970 – Acquired Bob Pulford from Toronto for Garry Monahan and Brian Murphy.

November 25, 1970 – Acquired Mike McMahon and future considerations from Buffalo for Dick Duff and Eddie Shack.

January 26, 1971 – Acquired Ralph Backstrom from Montreal for Ray Fortin and Gord Labossiere.

June 13, 1971 – Acquired Larry Hillman from Philadelphia for Larry Mickey.

November 4, 1971 – Acquired Rogie Vachon from Montreal for Denis Dejorjy, Dale Hoganson, Noel Price and Doug Robinson.

December 16, 1971 – Acquired Doug Barrie and Mike Keeler from Buffalo for Mike Byers and Larry Hillman.

January 11, 1972 – Acquired Bob Woytowich from Pittsburgh for Al McDonough.

January 28, 1972 – Acquired Serge Bernier, Jim Johnson and Bill Lesuk from Philadelphia for Bill Flett, Eddie Joyal, Ross Lonsberry and Jean Potvin.

August 22, 1972 – Acquired Terry Harper from Montreal for a second-round choice in the 1974 NHL Amateur Draft, first and third-round choices in the 1975 NHL Amateur Draft and a first-round choice in the 1976 NHL Amateur Draft.

December 15, 1972 – Acquired John Van Horlick from Portland (WHL) for Mike Keeler, Jim Stanfield and Glen Toner.

January 22, 1973 – Acquired Frank St. Marseille from St. Louis for Paul Curtis.

February 26, 1973 – Acquired Dan Maloney from Chicago for Ralph Backstrom.

May 29, 1973 – Acquired Bob Murdoch and Randy Rota from Montreal for a first-round choice in the 1974 NHL Amateur Draft and cash.

November 30, 1973 – Acquired Sheldon Kannegiesser, Mike Murphy and Tommy Williams from the New York Rangers for Gilles Marotte and Real Lemieux.

Jake Milford – General Manager from December 17, 1973 through May 26, 1977.

February 9, 1974 – Acquired Roger Pelletier and cash from Philadelphia for Doug Volmar.

February 15, 1974 – Acquired Gene Carr from the New York Rangers for a first-round choice in the 1977 NHL Amateur Draft.

June 23, 1975 – Acquired Bart Crasley and the rights to Marcel Dionne from Detroit for Terry Harper, Dan Maloney and a second-round choice (later transferred to Minnesota) in the 1976 NHL Amateur Draft.

August 15, 1975 – Acquired a second-round choice in the 1976 NHL Amateur Draft (Steve Clippingdale) from Minnesota for Tim Young.

January 14, 1976 – Acquired Ab DeMarco from Vancouver for a second-round choice (later transferred to Atlanta) in the 1977 NHL Amateur Draft.

March 6, 1976 – Acquired Bert Wilson and the rights to Curt Brackenbury from St. Louis for cash.

May 28, 1976 – Acquired John Campbell from the New York Rangers for Mark Heaslip.

June 12, 1976 – Acquired Glenn Goldup and a third-round choice in the 1978 NHL Amateur Draft (later transferred to Detroit) from Montreal for a third-round choice in the 1977 NHL Amateur Draft and a first-round choice in the 1978 NHL Amateur Draft.

September 29, 1976 – Acquired Dave Schultz from Philadelphia for a fourth-round choice in the 1977 NHL Amateur Draft and a second-round choice (later transferred to Colorado) in the 1978 NHL Amateur Draft.

October 18, 1976 – Acquired a fifth-round choice in the 1977 NHL Amateur Draft (Julian Baretta) from Pittsburgh for Mike Corrigan.

January 22, 1977 – Acquired Jim Moxey and Gary Simmons from Cleveland for Gary Edwards and Juha Widing.

May 23, 1977 – Acquired Randy Manery from Atlanta for Ab DeMarco.

George Maguire – General Manager from May 28, 1977 through January 30, 1984.

June 17, 1977 – Acquired Steve Short from Philadelphia for future considerations.

KINGS ALL-TIME TRADES

November 2, 1977 – Acquired Syl Apps, Jr. and Hartland Monahan from Pittsburgh for Gene Carr, Dave Schultz and a fourth-round choice in the 1978 NHL Amateur Draft.

November 21, 1977 – Acquired Larry Carriere from Vancouver for Sheldon Kannegiesser.

January 9, 1978 – Acquired Danny Grant from Detroit for a third-round choice in the 1978 NHL Amateur Draft and the rights to Barry Long.

January 14, 1978 – Acquired a second-round choice in the 1980 NHL Entry Draft (Greg Terrion) from St. Louis for Neil Komadoski.

June 14, 1978 – Acquired Scott Garland, Brian Glennie, Kurt Walker and a second-round choice in the 1979 NHL Entry Draft (Mark Hardy) from Toronto for Dave Hutchison and Lorne Stamler.

July 10, 1978 – Acquired Rick Hampton, Dave Gardner and Steve Jensen from Minnesota for the signing of Gary Sargent.

September 18, 1978 – Acquired Doug Halward from Boston for future considerations.

October 5, 1978 – Acquired Murray Wilson and a first-round choice in the 1979 NHL Entry Draft (Jay Wells) from Montreal for a first-round choice in the 1981 NHL Entry Draft.

October 9, 1978 – Acquired Ron Grahame from Boston for a first-round choice in the 1979 NHL Entry Draft.

November 18, 1978 – Acquired a fourth-round choice in the 1982 NHL Entry Draft (Dave Gans) from Colorado for Nick Beverley.

December 6, 1978 – Acquired Steve Carlson from Detroit for Steve Short.

December 31, 1978 – Acquired Randy Holt from Vancouver for Don Kozak.

January 16, 1979 – Acquired Richard Mulhern and a second-round choice in the 1980 NHL Entry Draft (Dave Morrison) from Atlanta for Bob Murdoch and a second-round choice in the 1980 NHL Entry Draft.

June 11, 1979 – Acquired Mike Marson from Washington for Steve Clippingdale.

August 16, 1979 – Acquired Barry Gibbs from the New York Islanders for future considerations (Tommy Williams).

August 22, 1979 – Acquired Andre St. Laurent, a first-round choice in the 1980 NHL Entry Draft (Larry Murphy) and a first-round choice in the 1981 NHL Entry Draft (Doug Smith) from Detroit as compensation for the signing of Dale McCourt.

September 14, 1979 – Acquired Brad Selwood and a fourth-round choice in the 1982 NHL Entry Draft (Dave Gans) from Montreal for a fourth-round choice in the 1982 NHL Entry Draft.

March 10, 1980 – Acquired Jerry Korab from Buffalo for a first-round choice in the 1982 NHL Entry Draft.

March 10, 1980 – Acquired Billy Harris and Dave Lewis from the New York Islanders for Butch Goring.

June 6, 1980 – Acquired Gary Unger from Calgary for Randy Holt and Bert Wilson.

February 17, 1981 – Acquired Rick Chartraw from Montreal for a second-round choice in the 1983 NHL Entry Draft.

March 8, 1981 – Acquired future considerations (Gary Bromley) and a fifth-round choice in the 1982 NHL Entry Draft (Ulf Isaksson) from Vancouver for Doug Halward.

March 10, 1981 – Acquired Don Luce from Buffalo for a sixth-round choice in the 1982 NHL Entry Draft and cash.

March 10, 1981 – Acquired Rick Martin from Buffalo for a third-round choice in the 1981 NHL Entry Draft and a first-round choice in the 1983 NHL Entry Draft.

March 10, 1981 – Acquired Jim Rutherford from Toronto for a fifth-round choice in the 1981 NHL Entry Draft.

March 10, 1981 – Acquired a seventh-round choice (Craig Hurley) in the 1981 NHL Entry Draft from Edmonton for Garry Unger.

August 10, 1981 – Acquired Bob Gladney and a sixth-round choice in the 1983 NHL Entry Draft (Kevin Stevens) from Toronto for Don Luce.

August 10, 1981 – Acquired a fifth-round choice in the 1983 NHL Entry Draft (Garry Galley) from Edmonton for Jay MacFarlane.

November 11, 1981 – Acquired Ian Turnbull from Toronto for John Gibson and Billy Harris.

June 22, 1982 – Acquired Blair Barnes from Edmonton for Paul Mulvey.

October 19, 1982 – Acquired a fourth-round choice in the 1983 NHL Entry Draft (later traded to Detroit) from Toronto for Greg Terrion.

October 24, 1982 – Acquired Terry Ruskowski from Chicago for Larry Goodenough and a third-round choice in the 1984 NHL Entry Draft.

December 7, 1982 – Acquired Rick Blight from Edmonton for Alan Hangsleben.

February 23, 1983 – Acquired Markus Mattsson from Minnesota for a third-round choice in the 1985 NHL Entry Draft.

June 20, 1983 – Acquired Kevin LaVallee and Carl Mokosak from Calgary for Steve Bozek.

September 9, 1983 – Acquired Anders Hakansson from Pittsburgh for the rights to Kevin Stevens.

October 3, 1983 – Acquired Fred Barrett and Steve Christoff from Minnesota for Dave Lewis.

October 15, 1983 – Acquired Marc Chorney from Pittsburgh for a sixth-round choice in the 1985 NHL Entry Draft.

October 18, 1983 – Acquired Brian Engblom and Ken Houston from Washington for Larry Murphy.

November 17, 1983 – Acquired Mike McEwen from the New York Islanders for a fourth-round choice in the 1984 NHL Entry Draft (originally from Detroit).

January 3, 1984 – Acquired Marco Baron from Boston for Bob LaForest.

Rogie Vachon – General Manager from January 30, 1984 through June 25, 1992.

June 9, 1984 – Acquired Bob Janecyk, a first-round choice in the 1984 NHL Entry Draft (Craig Redmond), a third-round choice in the 1984 NHL Entry Draft (John English) and a fourth-round choice in the 1984 NHL Entry Draft (Tom Glavine) from Chicago for a first-round choice in the 1984 NHL Entry Draft and a fourth-round choice in the 1984 NHL Entry Draft.

October 24, 1984 – Acquired a first-round choice in the 1985 NHL Entry Draft (Dan Gratton) from Boston for Charlie Simmer.

November 18, 1984 – Acquired Steve Shutt from Montreal for a 10th-round choice in the 1985 NHL Entry Draft.

March 12, 1985 – Acquired Dave Williams from Detroit for cash.

September 9, 1985 – Acquired Glen Currie from Washington for Daryl Evans.

KINGS ALL-TIME TRADES

October 11, 1985 – Acquired Paul Guay and a fourth-round choice in the 1986 NHL Entry Draft (later returned to Philadelphia for the acquisition of Joe Paterson) from Philadelphia for Steve Seguin and a second-round choice in the 1986 NHL Entry Draft.

October 31, 1985 – Acquired Bryan Erickson from Washington for Bruce Shoenbottom.

December 9, 1985 – Acquired Grant Ledyard and Roland Melanson from the New York Rangers for Brian MacLellan and a fourth-round choice in the 1987 NHL Entry Draft.

December 18, 1985 – Acquired Joe Paterson from Philadelphia for a fourth-round choice (originally from Philadelphia – acquired on October 11, 1985) in the 1986 NHL Entry Draft.

January 30, 1986 – Acquired Ken Baumgartner, Sean McKenna and Larry Playfair from Buffalo for Brian Engblom and Doug Smith.

February 14, 1987 – Acquired Al Jensen from Washington for Garry Galley.

March 10, 1987 – Acquired Bob Carpenter and Tom Laidlaw from the New York Rangers for Jeff Crossman, Marcel Dionne and a third-round choice in the 1989 NHL Entry Draft (later transferred to Minnesota).

June 13, 1987 – Acquired a first-round choice in the 1987 NHL Entry Draft (Wayne McBean) from Minnesota for a first-round choice in the 1987 NHL Entry Draft and a third-round choice in the 1987 NHL Entry Draft.

December 14, 1987 – Acquired Mike Allison from Toronto for Sean McKenna.

January 21, 1988 – Acquired Mike Siltala and Gordie Walker from the New York Rangers for Joe Paterson.

February 5, 1988 – Acquired Chris Kontos and a sixth-round choice in the 1988 NHL Entry Draft (Micah Aivazoff) from Pittsburgh for Bryan Erickson.

February 9, 1988 – Acquired Craig Laughlin from Washington for Grant Ledyard.

February 23, 1988 – Acquired Ron Duguay from the New York Rangers for Mark Hardy.

August 9, 1988 – Acquired Wayne Gretzky, Mike Krushelnyski and Marty McSorley from Edmonton for Jimmy Carson, Martin Gelin, a first-round choice in the 1989 NHL Entry Draft, a first-round choice in the 1991 NHL Entry Draft (later transferred to New Jersey), a first-round choice in the 1993 NHL Entry Draft and cash estimated at \$15 million.

September 29, 1988 – Acquired Doug Crossman from Philadelphia for Jay Wells.

October 21, 1988 – Acquired Bob Logan and a ninth-round choice in the 1989 NHL Entry Draft (Jim Giacini) from Buffalo for Larry Playfair.

November 3, 1988 – Acquired Dave Pasin from Boston for Paul Guay.

November 25, 1988 – Acquired Gilles Hamel from Winnipeg for Paul Fenton.

December 12, 1988 – Acquired Mike Boyce, Todd Elik, Igor Liba and future considerations from the New York Rangers for Dean Kennedy and Denis Larocque.

January 22, 1989 – Acquired Jay Miller from Boston for future considerations (later completed with a trade on January 23, 1989).

January 23, 1989 – Acquired Steve Kasper from Boston for Bob Carpenter (as part of the future considerations from the trade that took place on January 22, 1989).

February 3, 1989 – Acquired Dean Kennedy from the New York Rangers for a fourth-round choice in the 1990 NHL Entry Draft.

February 22, 1989 – Acquired Kelly Hrudefy from the New York Islanders for Mark Fitzpatrick, Wayne McBean and future considerations.

March 7, 1989 – Acquired Patrick Mayer from Pittsburgh for Tim Tooke.

March 7, 1989 – Acquired Alan May and Jim Wiemer from Edmonton for Brian Wilks and John English.

June 17, 1989 – Acquired a fifth-round choice in the 1989 NHL Entry Draft (Tom Newman) from Washington for Alan May.

September 1, 1989 – Acquired the rights to Barry Beck from the New York Rangers for cash.

October 4, 1989 – Acquired a fourth-round choice in the 1991 NHL Entry Draft (Keith Redmond) from Buffalo for Dean Kennedy.

November 10, 1989 – Acquired Brian Benning from St. Louis for a third-round choice in the 1991 NHL Entry Draft.

November 24, 1989 – Acquired Bob Halkidis and future considerations from Buffalo for Dale Degray and future considerations.

November 29, 1989 – Acquired Mikko Makela from the New York Islanders for Ken Baumgartner and Hubie McDonough.

December 1, 1989 – Acquired Brad Jones from Winnipeg for Phil Sykes.

January 20, 1990 – Acquired Tony Granato and Tomas Sandstrom from the New York Rangers for Bernie Nicholls.

September 6, 1990 – Acquired Daniel Berthiaume from Minnesota for Craig Duncanson.

September 30, 1990 – Acquired Mike Donnelly from Buffalo for Mikko Makela.

November 9, 1990 – Acquired John McIntyre from Toronto for Mike Krushelnyski.

March 5, 1991 – Acquired Ilkka Sinisalo from Minnesota for an eighth-round choice in the 1991 NHL Entry Draft.

May 30, 1991 – Acquired Jeff Chychrun and Jari Kurri from Philadelphia for Steve Duchesne, Steve Kasper and a fourth-round choice in the 1991 NHL Entry Draft.

June 22, 1991 – Acquired Randy Gilhen, Charlie Huddy, Jim Thomson and a fourth-round choice in the 1991 NHL Entry Draft (originally the New York Rangers choice; Alexei Zhitnik) from Minnesota for Todd Elik.

October 28, 1991 – Acquired Chris Norton and future considerations from Chicago for Rod Buskas.

December 23, 1991 – Acquired Corey Millen from the New York Rangers for Randy Gilhen.

January 18, 1992 – Acquired future considerations from Boston for Daniel Berthiaume.

February 18, 1992 – Acquired Steve Weeks from the New York Islanders for a seventh-round choice in the 1992 NHL Entry Draft.

February 19, 1992 – Acquired Paul Coffey from Pittsburgh for Brian Benning, Jeff Chychrun and a first-round choice in the 1992 NHL Entry Draft.

Nick Beverley – General Manager from June 25, 1992 through May 18, 1994.

September 3, 1992 – Acquired Pat Conacher from New Jersey for future considerations.

November 6, 1992 – Acquired Jeff Chychrun from Pittsburgh for Peter Ahola.

KINGS ALL-TIME TRADES

December 19, 1992 – Acquired Marc Fortier and Jim Thomson from Ottawa for Bob Kudelski and Shawn McCosh.

January 29, 1993 – Acquired Jimmy Carson, Marc Potvin and Gary Shuchuk from Detroit for Paul Coffey, Sylvain Coururier and Jim Hiller.

March 22, 1993 – Acquired Mark Hardy and a fifth-round choice in the 1993 NHL Entry Draft (originally from Ottawa; Frederick Beaubien) from the New York Rangers for John McIntyre.

June 26, 1993 – Acquired a fifth-round choice in the 1993 NHL Entry Draft (Jason Saal) from New Jersey for Corey Millen.

August 27, 1993 – Acquired Shawn McEachern from Pittsburgh for Marty McSorley.

November 2, 1993 – Acquired future considerations from Edmonton for Jeff Chychrun.

November 3, 1993 – Acquired Doug Houda from Hartford for Marc Potvin.

January 8, 1994 – Acquired Dixon Ward from Vancouver for Jimmy Carson.

January 28, 1994 – Acquired Brad Tiley from the New York Rangers for an 11th-round choice in the 1994 NHL Entry Draft.

February 16, 1994 – Acquired Marty McSorley and Jim Paek from Pittsburgh for Shawn McEachern and Tomas Sandstrom.

March 19, 1994 – Acquired Donald Dufresne from Tampa Bay for a sixth-round choice in the 1994 NHL Entry Draft.

March 21, 1994 – Acquired Kevin Todd from Chicago for a fourth-round choice in the 1994 NHL Entry Draft.

Sam McMaster – General Manager from May 24, 1994 through April 22, 1997.

June 25, 1994 – Acquired a seventh-round choice in the 1995 NHL Entry Draft (Benoit Larose) from Ottawa for Jim Paek.

July 26, 1994 – Acquired Sean O'Donnell from Buffalo for Doug Houda.

July 29, 1994 – Acquired Rick Tocchet and a second-round choice in the 1995 NHL Entry Draft (Pavel Rosa) from Pittsburgh for Luc Robitaille.

August 8, 1994 – Acquired Ruslan Batyrshin and a second-round choice in the 1996 NHL Entry Draft (Marian Cisar) from Winnipeg for Brent Thompson and future considerations.

October 3, 1994 – Acquired Eric Lacroix, Chris Snell and a fourth-round choice in the 1996 NHL Entry Draft (Eric Belanger) from Toronto for Kelly Fairchild, Guy Leveque, Shayne Toporowski and Dixon Ward.

February 10, 1995 – Acquired Randy Burridge from Washington for Warren Rychel.

February 14, 1995 – Acquired Philippe Boucher, Grant Fuhr and Denis Tsygurov from Buffalo for Charlie Huddy, Robb Stauber, Alex Zhitnik and a fifth-round choice in the 1995 NHL Entry Draft.

February 17, 1995 – Acquired a fourth-round choice in the 1996 NHL Entry Draft (later transferred to Washington) from Dallas for Mike Donnelly and a seventh-round choice in the 1996 NHL Entry Draft.

March 27, 1995 – Acquired Arto Blomsten from Winnipeg for an eighth-round choice in the 1995 NHL Entry Draft.

May 31, 1995 – Acquired Jan Vopat from Hartford for a fourth-round choice in the 1995 NHL Entry Draft.

June 7, 1995 – Acquired a fifth-round choice in the 1995 NHL Entry Draft (originally from Vancouver; Jason Morgan) from Dallas for Jeff Mitchell.

July 8, 1995 – Acquired Byron Dafeo and Dimitri Khristich from Washington for a first-round choice in the 1996 NHL Entry Draft and a fourth-round choice in the 1996 NHL Entry Draft.

November 13, 1995 – Acquired Steven Finn from Tampa Bay for Michel Petit.

December 28, 1995 – Acquired John Slaney from Colorado for a sixth-round choice in the 1996 NHL Entry Draft.

January 14, 1996 – Acquired Steve Larouche from the New York Rangers for Chris Snell.

January 25, 1996 – Acquired Kevin Stevens from Boston for Rick Tocchet.

February 10, 1996 – Acquired Craig Ferguson from Calgary for Pat Conacher.

February 17, 1996 – Acquired Shane Churla and Doug Zmolek from Dallas for Darryl Sydor and a fifth-round choice in the 1996 NHL Entry Draft.

February 27, 1996 – Acquired Craig Johnson, Patrice Tardif, Roman Vopat, a fifth-round choice in the 1996 NHL Entry Draft (Peter Hogan) and a first-round choice in the 1997 NHL Entry Draft (Matt Zultek) from St. Louis for Wayne Gretzky.

March 14, 1996 – Acquired Ray Ferraro, Nathan LaFayette, Ian Laperriere, Mattias Norstrom and a fourth-round choice in the 1997 NHL Entry Draft (Sean Blanchard) from the New York Rangers for Shane Churla, Jari Kurri and Marty McSorley.

March 19, 1996 – Acquired a fourth-round choice in the 1996 NHL Entry Draft (originally from Los Angeles; Mikael Simons) from Philadelphia for John Druce and a seventh-round choice in the 1997 NHL Entry Draft.

March 20, 1996 – Acquired Jaroslav Modry and an eighth-round choice in the 1996 NHL Entry Draft (Stephen Valiquette) from Ottawa for Kevin Brown.

June 20, 1996 – Acquired Stephane Fiset and a first-round choice in the 1998 NHL Entry Draft (Mathieu Biron) from Colorado for Eric Lacroix and a first-round choice in the 1998 NHL Entry Draft.

August 22, 1996 – Acquired Petr Klima from Tampa Bay for a fifth-round choice in the 1997 NHL Entry Draft.

October 25, 1996 – Acquired a conditional choice in the 1997 NHL Entry Draft from Pittsburgh for Petr Klima.

November 19, 1996 – Acquired Chris Marinucci from the New York Islanders for Nick Vachon.

November 28, 1996 – Acquired Brad Smyth from Florida for a third-round choice in the 1997 NHL Entry Draft.

March 18, 1997 – Acquired Glen Murray from Pittsburgh for Ed Olczyk.

Dave Taylor – General Manager from April 22, 1997 through April 18, 2006.

August 28, 1997 – Acquired Luc Robitaille from the New York Rangers for Kevin Stevens.

August 29, 1997 – Acquired Sandy Moger, Jozef Stumpel and a fourth-round choice in the 1998 NHL Entry Draft (later transferred to New Jersey) from Boston for Dimitri Khristich and Byron Dafeo.

November 14, 1997 – Acquired future considerations from the New York Rangers for Brad Smyth.

May 29, 1998 – Acquired future considerations from Nashville for Marian Cisar.

June 18, 1998 – Acquired Doug Bodger from New Jersey for a fourth-round choice in the 1998 NHL Entry Draft.

KINGS ALL-TIME TRADES

June 26, 1998 – Acquired future considerations from Nashville for Kimmo Timonen and Jan Vopat.

July 7, 1998 – Acquired future considerations (cash) from Nashville for Vitali Yachmenev.

July 31, 1998 – Acquired Manny Legace from Carolina for a conditional choice in the 1999 NHL Entry Draft.

September 3, 1998 – Acquired a third-round choice in the 1999 NHL Entry Draft (Frantisek Kaberle) from Chicago for Doug Zmolek.

October 22, 1998 – Acquired Ryan Bach from Detroit for a sixth-round choice in the 2000 NHL Entry Draft.

October 29, 1998 – Acquired Eric Lacroix from Colorado for Roman Vopat and a sixth-round choice in the 1999 NHL Entry Draft.

December 18, 1998 – Acquired Donald Audette from Buffalo for a second-round choice in the 1999 NHL Entry Draft.

February 12, 1999 – Acquired Sean Pronger from the New York Rangers for Eric Lacroix.

March 23, 1999 – Acquired Jason Podollan and a third-round choice in the 1999 NHL Entry Draft (Cory Campbell) from Toronto for Yanic Perreault.

March 23, 1999 – Acquired Dave Babych and a fifth-round choice in the 2000 NHL Entry Draft (Nathan Marsters) from Philadelphia for Steve Duchesne.

June 20, 1999 – Acquired Marcel Cousineau, Ziggy Palffy, Bryan Smolinski and a fourth-round choice in the 1999 NHL Entry Draft (Daniel Johansson) from the New York Islanders for Mathieu Biron, Josh Green, Olli Jokinen and a first-round choice in the 1999 NHL Entry Draft.

January 24, 2000 – Acquired an eighth-round choice in the 2000 NHL Entry Draft (Dan Welch) from Buffalo for Vladimir Tsyplakov.

January 25, 2000 – Acquired future considerations from Atlanta for Bill Huard.

February 18, 2000 – Acquired Allan Egeland from Calgary for future considerations.

March 13, 2000 – Acquired Kelly Buchberger and Nelson Emerson from Atlanta for Donald Audette and Frantisek Kaberle.

May 1, 2000 – Acquired Steve Passmore from Chicago for a fourth-round choice in the 2000 NHL Entry Draft.

January 3, 2001 – Acquired a conditional draft choice in the 2002 NHL Entry Draft (fifth-round; Joel Andresen) from the New York Islanders for Jason Blake.

February 15, 2001 – Acquired Felix Potvin from Vancouver for future considerations.

February 21, 2001 – Acquired Adam Deadmarsh, Aaron Miller, a player to be named later (Jared Aulin), a first-round choice in the 2001 NHL Entry Draft (David Steckel) and a first-round choice in the 2003 NHL Entry Draft (Brian Boyle) from Colorado for Rob Blake and Steven Reinprecht.

February 28, 2001 – Acquired an eighth-round choice in the 2001 NHL Entry Draft (Mike Gabinet) from Chicago for Steve Passmore.

March 13, 2001 – Acquired Adam Mair and a second-round choice in the 2001 NHL Entry Draft (Michael Cammalleri) from Toronto for Aki Berg.

October 24, 2001 – Acquired Jason Allison and Mikko Eloranta from Boston for Glen Murray and Jozef Stumpel.

December 18, 2001 – Acquired Rich Brennan from Nashville for Brett Hauer.

March 16, 2002 – Acquired Cliff Ronning from Nashville for Jere Karalahti and a conditional choice in the 2003 NHL Entry Draft.

June 22, 2002 – Acquired a fourth-round choice in the 2002 NHL Entry Draft (Aaron Rome) from Minnesota for Cliff Ronning.

July 16, 2002 – Acquired Derek Armstrong from the New York Rangers for a sixth-round choice in the 2003 NHL Entry Draft.

July 24, 2002 – Acquired Erik Rasmussen from Buffalo for Adam Mair and a fifth-round choice in the 2003 NHL Entry Draft.

November 26, 2002 – Acquired Dmitry Yushkevich from Florida for Jaroslav Bednar and Andreas Lilja.

February 28, 2003 – Acquired a fourth-round choice in the 2003 NHL Entry Draft (later transferred to Boston) and a seventh-round choice in the 2004 NHL Entry Draft (Daniel Taylor) from Philadelphia for Dmitry Yushkevich.

March 11, 2003 – Acquired Sean Avery, Maxim Kuznetsov, and first-round choice in the 2003 NHL Entry Draft (Jeff Tambellini) and a second-round choice in the 2004 NHL Entry Draft (later transferred to Boston) from Detroit for Mathieu Schneider.

March 11, 2003 – Acquired Tim Gleason from Ottawa for Bryan Smolinski.

May 28, 2003 – Acquired Roman Cechmanek from Philadelphia for a second-round choice in the 2004 NHL Entry Draft.

June 22, 2003 – Acquired Jozef Stumpel and a seventh-round choice in the 2003 NHL Entry Draft (later transferred to Nashville) from Boston for a fourth-round choice in the 2003 NHL Entry Draft and a second-round choice in the 2004 NHL Entry Draft.

June 22, 2003 – Acquired a sixth-round choice in the 2003 NHL Entry Draft (Esa Pirnes) from Nashville for two seventh-round choices in the 2003 NHL Entry Draft.

September 15, 2003 – Acquired Milan Hnilicka from Atlanta for future considerations.

November 30, 2003 – Acquired Martin Straka from Pittsburgh for Sergei Anshakov and Martin Strbak.

March 2, 2004 – Acquired Nathan Dempsey from Chicago for a fourth-round choice in the 2005 NHL Entry Draft.

March 8, 2004 – Acquired Anson Carter from Washington for Jared Aulin.

March 9, 2004 – Acquired Jeff Cowan from Atlanta for Kip Brennan.

June 26, 2004 – Acquired Radek Bonk from Ottawa for a third-round choice in the 2004 NHL Entry Draft.

June 26, 2004 – Acquired Mathieu Garon and a third-round choice in the 2004 NHL Entry Draft (Paul Baier) from Montreal for Radek Bonk and Cristobal Huet.

June 27, 2004 – Acquired Stephane Quintal from Montreal for future considerations.

June 27, 2004 – Acquired a seventh-round choice in the 2005 NHL Entry Draft (John Seymour) from Columbus for a ninth-round choice in the 2004 NHL Entry Draft.

August 4, 2005 – Acquired Jeremy Roenick and a third-round choice in the 2006 NHL Entry Draft (Bud Holloway) from Philadelphia for future considerations.

March 8, 2006 – Acquired Mark Parrish and Brent Sopel from the New York Islanders for Denis Grebeshkov and Jeff Tambellini.

March 9, 2006 – Acquired Tim Jackman from Phoenix for Yanick Lehoux.

KINGS ALL-TIME TRADES

Dean Lombardi – General Manager from April 21, 2006 through April 10, 2017.

June 24, 2006 – Acquired Patrick O'Sullivan and a first-round choice in the 2006 NHL Entry Draft (Trevor Lewis) from Minnesota for Pavol Demitra.

June 24, 2006 – Acquired a fourth-round choice in the 2006 NHL Entry Draft (Niclas Andersen) and a fifth-round choice in the 2006 NHL Entry Draft (Martin Nolet) from the New York Rangers for a fourth-round choice in the 2006 NHL Entry Draft.

June 24, 2006 – Acquired a seventh-round choice in the 2007 NHL Entry Draft (Matt Fillier) from Columbus for a seventh-round choice in the 2006 NHL Entry Draft.

July 5, 2006 – Acquired Dan Cloutier from Vancouver for a second-round choice in the 2007 NHL Entry Draft and a third-round choice in the 2009 NHL Entry Draft.

September 29, 2006 – Acquired Jack Johnson and Oleg Tverdokhlev from Carolina for Eric Belanger and Tim Gleason.

January 20, 2007 – Acquired a fourth-round choice in the 2008 NHL Entry Draft (later traded to San Jose on June 21, 2008) from Tampa Bay for Ryan Munce.

January 29, 2007 – Acquired Jamie Lundmark, a fourth-round choice in the 2007 NHL Entry Draft (Dwight King) and a second-round choice in the 2008 NHL Entry Draft (later traded back to Calgary on June 20, 2008) from Calgary for Craig Conroy.

February 5, 2007 – Acquired Marc-Andre Cliche, Jan Marek, Jason Ward and future considerations (a third-round choice in the 2008 NHL Entry Draft later traded to Buffalo on June 21, 2008) from the New York Rangers for Sean Avery, John Seymour and future considerations.

February 26, 2007 – Acquired a second-round choice in the 2007 NHL Entry Draft (Wayne Simmonds) and a fourth-round choice in the 2008 NHL Entry Draft (later traded to Buffalo on June 21, 2008) from Vancouver for Brent Sopel.

February 27, 2007 – Acquired Johan Fransson, Jaroslav Modry, a second-round choice in the 2007 NHL Entry Draft (Oscar Moller), a third-round choice in the 2007 NHL Entry Draft (Bryan Cameron) and a first-round choice in the 2008 NHL Entry Draft (later traded to Anaheim on June 20, 2008) from Dallas for Mattias Norstrom, Konstantin Pushkarev, a third-round choice in the 2007 NHL Entry Draft and a fourth-round choice in the 2007 NHL Entry Draft.

February 27, 2007 – Acquired a fifth-round choice in the 2007 NHL Entry Draft (Joshua Turnbull) from Tampa Bay for Jason Ward.

February 27, 2007 – Acquired Jamie Heward from Washington for future considerations.

June 23, 2007 – Acquired a fourth-round choice in the 2007 NHL Entry Draft (Alec Martinez) from Washington for sixth-round choice in the 2007 NHL Entry Draft and a fourth-round choice in the 2008 NHL Entry Draft.

December 12, 2007 – Acquired a sixth-round choice in the 2008 NHL Entry Draft (later traded to Chicago on June 21, 2008) from Dallas for Evgeny Federov.

February 19, 2008 – Acquired a third-round choice in the 2008 NHL Entry Draft (Geordie Wudrick) from Philadelphia for Jaroslav Modry.

February 26, 2008 – Acquired a second-round choice in the 2008 NHL Entry Draft (later traded to Colorado for Brad Richardson on June 21, 2008) and a fourth-round choice in the 2009 NHL Entry Draft (later traded to Atlanta on June 27, 2009) from Detroit for Brad Stuart.

February 26, 2008 – Acquired a seventh-round choice in the 2008 NHL Entry Draft (later traded to St. Louis on June 21, 2008) from Anaheim for Jean-Sebastien Aubin.

June 4, 2008 – Acquired a fifth-round choice in the 2009 NHL Entry Draft (later traded to Florida on June 27, 2009) from St. Louis for T.J. Fast.

June 20, 2008 – Acquired a first-round choice in the 2008 NHL Entry Draft (later traded to Anaheim on June 20, 2008) and a second-round choice in the 2009 NHL Entry Draft (later traded to Carolina on March 4, 2009) from Calgary for Michael Cammalleri and a second-round choice in the 2008 NHL Entry Draft.

June 20, 2008 – Acquired a first-round choice in the 2008 NHL Entry Draft (12th overall selection; later traded to Buffalo on June 20, 2008) from Anaheim for two first-round choices in the 2008 NHL Entry Draft (17th and 28th overall).

June 20, 2008 – Acquired a first-round choice in the 2008 NHL Entry Draft (13th overall, Colten Teubert) and a third-round choice in the 2009 NHL Entry Draft (later traded to Calgary on June 27, 2009) from Buffalo for a first-round choice in the 2008 NHL Entry Draft (12th overall).

June 21, 2008 – Acquired Brad Richardson from Colorado for a second-round choice in the 2008 NHL Entry Draft.

June 21, 2008 – Acquired a third-round choice in the 2008 NHL Entry Draft (Andrew Campbell) from Buffalo for a third-round choice in the 2008 NHL Entry Draft and a fourth-round choice in the 2008 NHL Entry Draft.

June 21, 2008 – Acquired a fourth-round choice in the 2009 NHL Entry Draft (later traded to Atlanta on June 27, 2009) and a fifth-round choice in the 2010 NHL Entry Draft (Kevin Gravel) from San Jose for a fourth-round choice in the 2008 NHL Entry Draft.

June 21, 2008 – Acquired a sixth-round choice in the 2009 NHL Entry Draft (Brandon Kozun) from Chicago for a sixth-round choice in the 2008 NHL Entry Draft.

June 21, 2008 – Acquired a seventh-round choice in the 2009 NHL Entry Draft (Nic Dowd) from St. Louis for a seventh-round choice in the 2008 NHL Entry Draft.

June 29, 2008 – Acquired Matt Greene and Jarret Stoll from Edmonton for Lubomir Visnovsky.

July 1, 2008 – Acquired Denis Gauthier and a second-round choice in the 2010 NHL Entry Draft (later traded to Florida on June 25, 2010) from Philadelphia for Patrik Hersley and Ned Lukacevic.

July 21, 2008 – Acquired Rich Clune from Dallas for Lauri Tukonen.

September 30, 2008 – Acquired Sean O'Donnell from Anaheim for a conditional choice in the 2009 NHL Entry Draft.

December 30, 2008 – Acquired a seventh-round choice in the 2009 NHL Entry Draft (later traded to Atlanta on June 27, 2009) from Vancouver for Jason LaBarbera.

March 4, 2009 – Acquired Justin Williams from Carolina as part of a three-team trade that also involved Edmonton. In exchange for Williams, the Kings traded Patrick O'Sullivan to Edmonton and sent a second-round choice in the 2009 NHL Entry Draft to Carolina.

June 27, 2009 – Acquired a third-round choice in the 2009 NHL Entry Draft (Nicolas Deslauriers) and a fourth-round choice in the 2009 NHL Entry Draft (later traded to Florida on June 27, 2009) from Calgary for a third-round choice in the 2009 NHL Entry Draft.

KINGS ALL-TIME TRADES

June 27, 2009 – Acquired a third-round choice in the 2010 NHL Entry Draft (later traded to Tampa Bay on March 3, 2010) from Florida for a fourth-round choice in the 2009 NHL Entry Draft and a fifth-round choice in the 2009 NHL Entry Draft.

June 27, 2009 – Acquired a fourth-round choice in the 2009 NHL Entry Draft (Jean-Francois Berube) from Atlanta for two fourth-round choices in the 2009 NHL Entry Draft and one seventh-round choice in the 2009 NHL Entry Draft.

June 27, 2009 – Acquired a third-round choice in the 2010 NHL Entry Draft (Jordan Weal) from the New York Rangers for Brian Boyle.

July 3, 2009 – Acquired Ryan Smyth from Colorado for Kyle Quincey, Tom Preissing and a fifth-round choice in the 2010 NHL Entry Draft.

March 3, 2010 – Acquired Jeff Halpern from Tampa Bay for Teddy Purcell and a third-round choice in the 2010 NHL Entry Draft.

March 3, 2010 – Acquired Fredrik Modin from Columbus for a conditional seventh-round choice in the 2010 NHL Entry Draft.

June 25, 2010 – Acquired a first-round choice in the 2010 NHL Entry Draft (15th overall, Derek Forbort) from Florida for a first-round choice (19th overall) and a second-round choice in the 2010 NHL Entry Draft.

June 26, 2010 – Acquired a second-round choice in the 2010 NHL Entry Draft (Tyler Toffoli) from Colorado for a second-round choice and a fourth-round choice in the 2010 NHL Entry Draft.

June 26, 2010 – Acquired a third-round choice in the 2012 NHL Draft (later traded to Nashville on June 25, 2011) from Toronto for a third-round choice in the 2010 NHL Entry Draft.

June 26, 2010 – Acquired a sixth-round choice in the 2010 NHL Entry Draft (Maxim Kitsyn) from Atlanta for a sixth-round choice and a seventh-round choice in the 2010 NHL Entry Draft.

December 11, 2010 – Acquired Marco Sturm from Boston for future considerations.

February 28, 2011 – Acquired Dustin Penner from Edmonton for Colten Teubert, a first-round choice in the 2011 NHL Entry Draft and a conditional third-round choice in the 2012 NHL Draft.

June 23, 2011 – Acquired Mike Richards and the rights to Rob Bordon from Philadelphia for Wayne Simmonds, Brayden Schenn and a second-round choice in the 2012 NHL Draft.

June 25, 2011 – Acquired a third-round choice in the 2011 NHL Entry Draft (Nicholas Shore) from Nashville for a third-round choice in the 2012 NHL Draft and a sixth-round choice in the 2011 NHL Entry Draft.

June 26, 2011 – Acquired Colin Fraser and a seventh-round choice in the 2012 NHL Draft (traded to Dallas on June 23, 2012) from Edmonton for Ryan Smyth.

October 12, 2011 – Acquired Stefan Legein and a sixth-round selection in the 2012 NHL Draft (Tomas Hyka) from Philadelphia for future considerations.

February 23, 2012 – Acquired Jeff Carter from Columbus for Jack Johnson and a first-round choice in the 2013 NHL Draft.

June 23, 2012 – Acquired a seventh-round choice in the 2013 NHL Draft (Dominik Kubalik) from Dallas for a seventh-round choice in the 2012 NHL Draft.

January 13, 2013 – Acquired Anthony Stewart, a fourth-round choice in the 2013 NHL Draft (later traded to Edmonton on June 30, 2013) and a sixth-round choice in the 2014 NHL Draft (Jake Marchment) from Carolina for Kevin Westgarth.

February 6, 2013 – Acquired a fifth-round choice in the 2013 NHL Draft (later traded to Florida on February 7, 2013) from New Jersey for Andrei Loktionov.

February 7, 2013 – Acquired Keaton Ellerby from Florida for a fifth-round choice in the 2013 NHL Draft.

February 26, 2013 – Acquired a fourth-round choice in the 2013 NHL Draft (Justin Auger) from Philadelphia for Simon Gagne.

April 1, 2013 – Acquired Robyn Regehr from Buffalo for a second-round choice in the 2014 NHL Draft and a second-round choice in the 2015 NHL Draft (both choices later traded from Buffalo back to LA on March 5, 2014, as part of the Brayden McNabb trade).

April 2, 2013 – Acquired a fifth-round choice in the 2013 NHL Draft (Patrik Bartosak) from Montreal for Davis Drewiske.

June 23, 2013 – Acquired Matt Frattin, Ben Scrivens and a second-round choice in the 2015 NHL Draft (later traded to Columbus on March 5, 2014, as part of the Marian Gaborik trade) from Toronto for Jonathan Bernier.

June 30, 2013 – Acquired a second-round choice in the 2013 NHL Draft (Valentin Zykov) from Edmonton for a second-round choice, a third-round choice and a fourth-round choice in the 2013 NHL Draft.

June 30, 2013 – Acquired a seventh-round choice in the 2015 NHL Draft (Chaz Reddekopp) from New Jersey for a seventh-round choice in the 2013 NHL Draft.

July 16, 2013 – Acquired Daniel Carcillo from Chicago for a sixth-round choice in the 2015 NHL Draft.

January 4, 2014 – Acquired a seventh-round choice in the 2014 NHL Draft (Spencer Watson) from the New York Rangers for Daniel Carcillo.

January 15, 2014 – Acquired a third-round choice in the 2014 NHL Draft (later traded to Columbus on March 5, 2014, as part of the Marian Gaborik trade) from Edmonton for Ben Scrivens.

January 22, 2014 – Acquired Andrew Crescenzi from Toronto for Brandon Kozun.

February 6, 2014 – Acquired Steve Quailer from Montreal for Robert Czarnik.

March 5, 2014 – Acquired Brayden McNabb and the rights to Jonathan Parker, a second-round choice in the 2014 NHL Draft (Alex Lintuniemi) and a second-round choice in the 2015 NHL Draft (Erik Cernak) from Buffalo for Nicolas Deslauriers and Hudson Fasching (both second-round choices were originally sent to Buffalo for Robyn Regehr on April 1, 2013).

March 5, 2014 – Acquired Marian Gaborik from Columbus for Matt Frattin, a third-round choice in the 2014 NHL Draft and a second-round choice in the 2015 NHL Draft.

March 5, 2014 – Acquired James Livingston from San Jose for a seventh-round choice in the 2016 NHL Draft.

June 28, 2014 – Acquired a second-round choice in the 2014 NHL Draft (Roland McKeown) from Vancouver for Linden Vey.

February 25, 2015 – Acquired Andrej Sekera from Carolina for Roland McKeown and a first-round choice in the 2016 NHL Draft.

June 26, 2015 – Acquired Milan Lucic from Boston for Martin Jones, Colin Miller and a first-round choice in the 2015 NHL Draft.

KINGS ALL-TIME TRADES

June 27, 2015 – Acquired a fourth-round choice in the 2015 NHL Draft (Austin Wagner) from Philadelphia for a fourth-round choice in the 2015 NHL Draft and a sixth-round choice in the 2016 NHL Draft.

October 6, 2015 – Acquired a seventh-round choice in the 2017 NHL Draft from New Jersey for Brian O'Neill.

January 6, 2016 – Acquired Vincent Lecavalier and Luke Schenn from Philadelphia for Jordan Weal and a third-round choice in the 2016 NHL Draft.

February 26, 2016 – Acquired Rob Scuderi from Chicago for Christian Ehrhoff.

February 28, 2016 – Acquired Kris Versteeg from Carolina for Valentin Zykov. (The original trade also included a conditional fifth-round choice for Carolina in the 2016 Draft if the Kings advanced to the 2016 Western Conference Final Series).

February 29, 2016 – Acquired Brett Sutter from Minnesota for Scott Sabourin.

June 25, 2016 – Acquired Jack Campbell from Dallas for Nick Ebert.

January 21, 2017 – Acquired Cam Schilling from Chicago for Michael Latta.

February 15, 2017 – Acquired a conditional fifth-round choice in the 2017 NHL Draft from Washington for Tom Gilbert (the condition was not met).

February 26, 2017 – Acquired Ben Bishop and a fifth-round choice in the 2017 NHL Draft (Drake Rymsha) from Tampa Bay for Peter Budaj, Erik Cernak, a seventh-round choice in the 2017 NHL Draft and a conditional choice in the 2017 NHL Draft.

March 1, 2017 – Acquired a fourth-round choice in the 2018 NHL Draft from Montreal for Dwight King.

March 1, 2017 – Acquired Jarome Iginla from Colorado for a conditional fourth-round choice in the 2018 NHL Draft.

Rob Blake – General Manager from April 10, 2017 to present.

May 9, 2017 – Acquired a fourth-round choice in the 2017 NHL Draft (Markus Phillips) from Dallas in exchange for Ben Bishop.

May 31, 2017 – Acquired Bokondji Imama from Tampa Bay for a conditional seventh-round choice in the 2018 NHL Draft.

June 24, 2017 – Acquired a sixth-round choice in the 2018 NHL Draft (Johan Sodergran) from the New York Islanders for a sixth-round choice in the 2017 NHL Draft.

November 14, 2017 – Acquired Jussi Jokinen from Edmonton for Michael Cammalleri.

November 23, 2017 – Acquired Torrey Mitchell from Montreal for a fourth-round choice in the 2018 NHL Draft (the original trade was for a conditional fifth-round choice; it changed to a fourth-round choice after Los Angeles qualified for the 2018 Stanley Cup Playoffs).

December 7, 2017 – Acquired Jordan Subban from Vancouver for Nic Dowd.

January 22, 2018 – Acquired future considerations from Columbus for Jeff Zatkoff.

February 5, 2018 – Acquired future considerations from Vegas for Zac Leslie.

February 13, 2018 – Acquired Dion Phaneuf and Nate Thompson from Ottawa for Marian Gaborik and Nick Shore.

February 21, 2018 – Acquired Tobias Rieder and Scott Wedgewood from Arizona for Darcy Kuemper.

June 13, 2018 – Acquired Peter Budaj from Tampa Bay for Andy Andreoff.

November 14, 2018 – Acquired Carl Hagelin from Pittsburgh for Tanner Pearson.

November 21, 2018 – Acquired Pavel Jenys from Minnesota for Stepan Falkovsky.

January 24, 2019 – Acquired a fifth-round choice in the 2019 NHL Draft from Chicago (originally Arizona's fifth-round choice) for the rights to Dominik Kubalik.

January 28, 2019 – Acquired a first-round choice in the 2019 NHL Draft (Tobias Bjornfot), Carl Grundstrom and the rights to Sean Durzi from Toronto for Jake Muzzin.

February 11, 2019 – Acquired a fourth-round choice in the 2019 NHL Draft (Kim Nousiainen) from Montreal (originally Calgary's fourth-round choice) for Nate Thompson and a fifth-round choice in the 2019 NHL Draft (originally Arizona's fifth-round choice; acquired by the Kings on January 24, 2019).

February 21, 2019 – Acquired a third-round choice in the 2019 NHL Draft (Lukas Parik) and a conditional sixth-round choice in the 2020 NHL Draft from Washington for Carl Hagelin. (Condition on the selection was not met, so no selection was exchanged)

February 24, 2019 – Acquired Matheson Iacopelli from Chicago for Spencer Watson.

February 25, 2019 – Acquired a conditional fourth-round choice in the 2020 NHL Draft (Juho Markkanen) from Calgary for Oscar Fantenberg.

June 22, 2019 – Acquired a second-round choice in the 2019 NHL Draft (Samuel Fagemo) from Montreal (originally Columbus's second-round choice) for a third-round choice in the 2019 NHL Draft and a fifth-round choice in the 2019 NHL Draft.

February 5, 2020 – Acquired Trevor Moore, a third-round choice in 2020 (Alex Laferriere; originally Columbus's third-round choice) and a conditional third-round choice in 2021 from Toronto for Jack Campbell and Kyle Clifford.

February 17, 2020 – Acquired Tim Schaller, Tyler Madden, a second-round choice in the 2020 NHL Draft and a conditional fourth-round choice in the 2022 NHL Draft from Vancouver for Tyler Toffoli. (Condition on the selection was not met, so no selection was exchanged).

February 19, 2020 – Acquired a second-round choice in the 2020 NHL Draft and a second-round choice in the 2021 NHL Draft (originally St. Louis's choice) from Vegas for Alec Martinez.

February 24, 2020 – Acquired a conditional fourth-round choice in the 2021 NHL Draft from Calgary for Derek Forbort.

October 4, 2020 – Acquired Olli Maatta from Chicago for Brad Morrison.

October 7, 2020 – Acquired a second-round choice in the 2020 NHL Draft (Brock Faber; originally Edmonton's choice) from Detroit for a second-round choice in the 2020 NHL Draft (originally Vancouver's choice) and a fourth-round choice in the 2020 NHL Draft.

October 7, 2020 – Acquired Lias Andersson from New York Rangers for a second-round choice in the 2020 NHL Draft (originally Vegas' choice).

October 7, 2020 – Acquired a fifth-round choice in the 2020 NHL Draft (Ben Meehan; originally Montreal's choice) from Carolina for a sixth-round choice in the 2020 NHL Draft and a seventh-round choice in the 2021 NHL Draft.

Note: The NHL changed the title of its annual draft from "NHL Entry Draft" to "NHL Draft" prior to the 2012 NHL Draft.

THE BANNERS

Seven all-time Kings greats have received the ultimate honor by having their names displayed high above the ice at STAPLES Center.

Here are those we honor.


#30



Rogie Vachon (1971-78)
JERSEY RETIRED ON FEBRUARY 14, 1985

Marcel Dionne (1975-87)
JERSEY RETIRED ON NOVEMBER 8, 1990

#16



#18

Dave Taylor (1977-94)
JERSEY RETIRED ON APRIL 3, 1995



Wayne Gretzky (1988-96)
JERSEY RETIRED ON OCTOBER 9, 2002

#99




#20

Luc Robitaille (1986-94; 1997-01; 2003-2006)
JERSEY RETIRED ON JANUARY 20, 2007




Rob Blake (1989-01; 2006-08)
JERSEY RETIRED ON JANUARY 17, 2015

#4



Bob Miller (1973-2017)
BANNER RAISED ON JANUARY 13, 2018



KINGS IN THE HOCKEY HALL OF FAME



The LA Kings organization is well represented at the Hockey Hall of Fame in Toronto. The following are players, broadcasters, builders and staff members who played or worked for the Kings organization during their Hall of Fame hockey careers:

PLAYERS	YEARS WITH KINGS	HHOF INDUCTION YEAR
Terry Sawchuk	1967-68	1971
Harry Howell	1970-73	1979
Bob Pulford	1970-72	1991
Marcel Dionne	1975-87	1992
Steve Shutt	1984-85	1993
Billy Smith	1971-72	1993
Larry Robinson	1989-92	1995
Wayne Gretzky	1988-96	1999
Jari Kurri	1991-96	2001
Grant Fuhr	1994-95	2003
Paul Coffey	1991-93	2004
Larry Murphy	1980-84	2004
Dick Duff	1969-71	2006
Luc Robitaille	1986-94; 1997-01; 2003-06	2009
Rob Blake	1989-01; 2006-08	2014
Rogie Vachon	1971-78	2016
Jim Rutherford	1980-82	2019
Jarome Iginla	2016-17	2020
BROADCASTERS		
Jiggs McDonald	1967-72	1990
Bob Miller	1973-17	2000
Nick Nickson	1981-present	2015
BUILDERS		
Jake Milford	1973-77 (general manager)	1984
Roger Neilson	1983-84 (head coach)	2002
Brian Kilrea	1967-68 (player)	2003
Pat Quinn	1984-87 (head coach)	2016
TRAINERS (PHATS/SPHEM HALL OF FAME)		
Norm Mackie	1967-72 (athletic trainer)	1997
Peter Demers	1972-06 (athletic trainer)	2007
Mark O'Neill	1979-93 (equipment manager)	2016
Peter Millar	1989-06 (equipment manager)	2020

In addition, these members of the Kings Family are also Hall of Famers:

MEMBERS		
Red Kelly	1967-69 (coach)	1969
Cammi Granato	1998-99 (broadcaster)	2010
Vaclav Nedomansky	1990-06 (scout)	2019

KINGS HALL OF FAME

Rob Blake, Marcel Dionne, Butch Goring, Wayne Gretzky, Luc Robitaille, Dave Taylor, Rogie Vachon, Peter Demers and Bob Miller are the members of the Los Angeles Kings Hall of Fame.



Rob Blake



Marcel Dionne



Butch Goring



Wayne Gretzky



Luc Robitaille



Dave Taylor



Rogie Vachon



Peter Demers



Bob Miller

TOSHIBA

EMPOWERING THE ART OF BUSINESS®

Business is an art, so as an artist, you'll need the right tools to craft and create your masterpiece. At Toshiba, we provide everything you need from office printing and document management solutions to digital signage to help you work faster and smarter. Because when all the pieces come together, it's not just work. It's a work of art. To learn more visit business.toshiba.com



**OFFICIAL COPIER/MULTI-
FUNCTIONAL PRINTER AND
DIGITAL SIGNAGE AND DISPLAY
PROVIDER OF THE LA KINGS**



©2020 Toshiba America Business Solutions, Inc. Electronic Imaging Division. All rights reserved.



LA KINGS 2020 - 2021 MEDIA GUIDE

PLAYOFF RECORDS

LA KINGS

KINGS ALL-TIME PLAYOFF COACHING RECORDS

Coch	Games	W-L	PCT.	Playoff Years
1 Darryl Sutter	69	42-27	.609	2012, 2013, 2014, 2016
2 Tom Webster	28	12-16	.429	1990, 1991, 1992
3 Bob Pulford	26	11-15	.423	1974, 1975, 1976, 1977
4 Barry Melrose	24	13-11	.542	1993
5 Andy Murray	24	10-14	.417	2000, 2001, 2002
6 Red Kelly	18	7-11	.389	1968, 1969
7 Robbie Ftorek	16	5-11	.313	1988, 1989
8 Terry Murray	12	4-8	.333	2010, 2011
9 Don Perry	10	4-6	.400	1982
10 Bob Berry	10	2-8	.200	1979, 1980, 1981
11 Mike Murphy	5	1-4	.200	1987
12 John Stevens	4	0-4	.000	2018
13 Larry Robinson	4	0-4	.000	1998
14 Pat Quinn	3	0-3	.000	1985
15 Ron Stewart	2	0-2	.000	1978

KINGS ALL-TIME PLAYOFF RECORD YEAR-BY-YEAR

Season	GP	W	L	PCT.	GF	GA	Finish
1968	7	3	4	.429	21	26	Lost in QF
1969	11	4	7	.364	28	41	Lost in SF
1974	5	1	4	.200	7	10	Lost in QF
1975	3	1	2	.333	6	7	Lost in PRE
1976	9	5	4	.555	17	27	Lost in QF
1977	9	4	5	.444	35	37	Lost in QF
1978	2	0	2	.000	3	11	Lost in PRE
1979	2	0	2	.000	2	9	Lost in PRE
1980	4	1	3	.250	10	21	Lost in PRE
1981	4	1	3	.250	12	23	Lost in PRE
1982	10	4	6	.400	41	42	Lost in DF
1985	3	0	3	.000	7	11	Lost in DSF
1987	5	1	4	.200	20	32	Lost in DSF
1988	5	1	4	.200	18	30	Lost in DSF
1989	11	4	7	.364	36	42	Lost in DF
1990	10	4	6	.400	39	48	Lost in DF
1991	12	6	6	.500	46	37	Lost in DF
1992	6	2	4	.333	18	23	Lost in DSF
1993	24	13	11	.542	93	91	Lost in F
1998	4	0	4	.000	8	16	Lost in CQF
2000	4	0	4	.000	6	15	Lost in CQF
2001	13	7	6	.538	25	34	Lost in CSF
2002	7	3	4	.429	13	16	Lost in CQF
2010	6	2	4	.333	18	25	Lost in CQF
2011	6	2	4	.333	20	20	Lost in CQF
2012	20	16	4	.800	57	30	Won Stanley Cup
2013	18	9	9	.500	37	34	Lost in CF
2014	26	16	10	.615	88	70	Won Stanley Cup
2016	5	1	4	.200	11	16	Lost in First Round
2018	4	0	4	.000	3	7	Lost in First Round
TOTALS	255	111	144	.435	745	851	

KINGS ALL-TIME HOME PLAYOFF RECORD YEAR-BY-YEAR

Season	GP	W	L	PCT.	GF	GA
1968	4	3	1	.750	11	12
1969	5	2	3	.400	13	19
1974	2	1	1	.500	5	2
1975	2	1	1	.500	4	4
1976	4	3	1	.750	12	11
1977	5	3	2	.600	25	19
1978	1	0	1	.000	0	4
1979	1	0	1	.000	1	2
1980	2	0	2	.000	3	10
1981	2	1	1	.500	6	7
1982	4	1	3	.250	15	17
1985	1	0	1	.000	3	4
1987	2	0	2	.000	8	12
1988	2	1	1	.500	8	9
1989	6	3	3	.500	23	21
1990	5	3	2	.600	27	19
1991	6	4	2	.666	27	21
1992	3	1	2	.333	11	13
1993	11	6	5	.545	44	43
1998	2	0	2	.000	4	6
2000	2	0	2	.000	1	5
2001	6	4	2	.666	13	13
2002	3	2	1	.666	6	3
2010	3	1	2	.333	11	13
2011	3	0	3	.000	11	16
2012	9	6	3	.667	22	13
2013	9	8	1	.889	23	12
2014	12	8	4	.667	40	31
2016	3	0	3	.000	7	12
2018	2	0	2	.000	2	4
TOTALS	122	62	60	.508	386	377

KINGS ALL-TIME ROAD PLAYOFF RECORD YEAR-BY-YEAR

Season	GP	W	L	PCT.	GF	GA
1968	3	0	3	.000	10	14
1969	6	2	4	.333	15	22
1974	3	0	3	.000	2	8
1975	1	0	1	.000	2	3
1976	5	2	3	.400	5	16
1977	4	1	3	.250	10	18
1978	1	0	1	.000	3	7
1979	1	0	1	.000	1	7
1980	2	1	1	.500	7	11
1981	2	0	2	.000	6	16
1982	6	3	3	.500	26	25
1985	2	0	2	.000	4	7
1987	3	1	2	.333	12	20
1988	3	0	3	.000	10	21
1989	5	1	4	.200	13	21
1990	5	1	4	.200	12	29
1991	6	2	4	.333	19	16
1992	3	1	2	.333	7	10
1993	13	7	6	.538	49	48
1998	2	0	2	.000	4	10
2000	2	0	2	.000	5	10
2001	7	3	4	.429	12	21
2002	4	1	3	.250	7	13
2010	3	1	2	.333	7	12
2011	3	2	1	.667	9	4
2012	11	10	1	.909	35	17
2013	9	1	8	.111	14	22
2014	14	8	6	.571	48	39
2016	2	1	1	.500	4	4
2018	2	0	2	.000	1	3
TOTALS	133	49	84	.368	359	474

KINGS VS. OPPONENTS ALL-TIME IN PLAYOFFS

Opponent	Series	SW	SL	GP	W-L	GF	GA	Last MTG	RND	Result
Anaheim	1	1	0	7	4-3	19	15	2014	R2	W, 4-3
Arizona/Phoenix	1	1	0	5	4-1	14	8	2012	CF	W, 4-1
Boston	2	0	2	13	5-8	38	56	1977	QF	L, 2-4
Calgary/Atlanta	6	4	2	26	13-13	105	112	1993	DSF	W, 4-2
Chicago	3	1	2	17	6-11	46	47	2014	CF	W, 4-3
Colorado	2	0	2	14	6-8	23	33	2002	CQF	L, 3-4
Dallas/Minnesota	1	0	1	7	3-4	21	26	1968	QF	L, 3-4
Detroit	2	1	1	10	4-6	21	32	2001	CQF	W, 4-2
Edmonton	7	2	5	36	12-24	127	154	1992	DSF	L, 2-4
Montreal	1	0	1	5	1-4	12	15	1993	F	L, 1-4
New Jersey	1	1	0	6	4-2	16	8	2012	F	W, 4-2
NY Islanders	1	0	1	4	1-3	10	21	1980	PRE	L, 1-3
NY Rangers	3	1	2	11	5-6	29	42	2014	F	W, 4-1
San Jose	4	2	2	25	11-14	71	68	2016	R1	L, 1-4
St. Louis	4	2	2	18	8-10	40	48	2013	CQF	W, 4-2
Toronto	3	1	2	12	5-7	31	41	1993	CF	W, 4-3
Vancouver	5	3	2	28	15-13	96	93	2012	CQF	W, 4-1
Vegas	1	0	1	4	0-4	3	7	2018	R1	L, 0-4
Defunct Clubs	1	1	0	7	4-3	23	25	1969	QF	W, 4-3
TOTALS	49	21	28	255	111-144	745	851			

KINGS VS. OPPONENTS ALL-TIME IN HOME PLAYOFF GAMES

Opponent	GP	W	L	PCT.	GF	GA
Anaheim	3	1	2	.333	4	6
Arizona/Phoenix	2	1	1	.500	2	3
Boston	6	3	3	.500	26	25
Calgary/Atlanta	13	9	4	.692	56	44
Chicago	7	4	3	.571	22	15
Colorado	6	3	3	.500	10	10
Dallas/Minnesota	4	3	1	.750	11	12
Detroit	5	3	2	.600	10	11
Edmonton	17	7	10	.412	69	68
Montreal	2	0	2	.000	5	7
New Jersey	3	2	1	.667	11	4
NY Islanders	2	0	2	.000	3	10
NY Rangers	6	4	2	.667	18	17
San Jose	13	6	7	.462	42	40
St. Louis	9	5	4	.556	21	22
Toronto	6	3	3	.500	15	18
Vancouver	13	6	7	.462	49	51
Vegas	2	0	2	.000	2	4
Defunct Clubs	3	2	1	.666	10	10
TOTALS	122	62	60	.508	386	377

KINGS VS. OPPONENTS ALL-TIME IN ROAD PLAYOFF GAMES

Opponent	GP	W	L	PCT.	GF	GA
Anaheim	4	3	1	.750	15	9
Arizona/Phoenix	3	3	0	1.000	12	5
Boston	7	2	5	.286	12	31
Calgary/Atlanta	13	4	9	.308	49	68
Chicago	10	2	7	.200	24	32
Colorado	8	3	5	.375	13	23
Dallas/Minnesota	3	0	3	.000	10	14
Detroit	5	1	4	.200	11	21
Edmonton	19	5	14	.263	58	86
Montreal	3	1	2	.333	7	8
New Jersey	3	2	1	.667	5	4
NY Islanders	2	1	1	.500	7	11
NY Rangers	5	1	4	.200	11	25
San Jose	12	5	7	.417	29	28
St. Louis	9	3	6	.333	19	26
Toronto	6	2	4	.333	16	23
Vancouver	15	9	6	.600	47	42
Vegas	2	0	2	.000	1	3
Defunct Clubs	4	2	2	.500	13	15
TOTALS	133	49	84	.368	359	474

KINGS PLAYOFF OVERTIME RECORD

SEASON	GP	W	L	PCT.	LONGEST GAME
1968	1	0	1	.000	9:11
1969	1	1	0	1.000	0:19
1974	0	0	0	.000	
1975	2	1	1	.500	10:19
1976	2	2	0	1.000	18:28
1977	0	0	0	.000	
1978	0	0	0	.000	
1979	1	0	1	.000	6:11
1980	1	0	1	.000	6:55
1981	0	0	0	.000	
1982	4	2	2	.500	6:20
1985	2	0	2	.000	3:01
1987	0	0	0	.000	
1988	0	0	0	.000	
1989	1	0	1	.000	7:47
1990	3	2	1	.667	23:14
1991	6	2	4	.333	24:48
1992	0	0	0	.000	
1993	6	2	4	.333	26:31
1998	0	0	0	.000	
2000	0	0	0	.000	
2001	4	4	0	1.000	22:41
2002	1	1	0	1.000	2:19
2010	2	1	1	.500	8:52
2011	3	0	3	.000	14:44
2012	4	4	0	1.000	17:42
2013	4	1	3	.250	31:40
2014	7	5	2	.714	34:43
2016	1	1	0	1.000	3:47
2018	1	0	1	.000	35:23
TOTALS	57	29	28	.509	35:23

KINGS PLAYOFF OVERTIME RECORD VS. OPPONENTS

SEASON	GP	W	L	PCT.	LONGEST GAME
Anaheim	1	1	0	1.000	12:07
Arizona/Phoenix	1	1	0	1.000	17:42
Boston	2	2	0	1.000	18:28
Calgary/Atlanta	3	2	1	.667	23:14
Chicago	3	1	2	.333	31:40
Colorado	3	3	0	1.000	22:41
Dallas/Minnesota	1	0	1	.000	9:11
Detroit	2	2	0	1.000	4:48
Edmonton	9	2	7	.222	24:48
Montreal	3	0	3	.000	14:37
New Jersey	2	2	0	1.000	13:42
NY Islanders	1	0	1	.000	6:55
NY Rangers	4	3	1	.750	34:43
San Jose	6	1	5	.167	14:44
St. Louis	2	1	1	.500	13:26
Toronto	4	2	2	.500	19:20
Vancouver	8	5	3	.625	26:31
Vegas	1	0	1	.000	35:23
Defunct Clubs	1	1	0	1.000	0:19
TOTALS	57	29	28	.509	35:23

KINGS ALL-TIME OVERTIME PLAYOFF GAMES AND SCORING (29 WINS, 28 LOSSES)

Date	Series	Team	Result	Who Scored	Time
1	4/16/68	Quarterfinals at Minnesota	Lost, 3-4	Marcetta	9:11
2	4/2/69	Quarterfinals at Oakland	Won, 5-4	Irvine	0:19
3	4/8/75	Preliminary vs. Toronto	Won, 3-2	M. Murphy	8:53
4	4/10/75	Preliminary at Toronto	Lost, 2-3	Stoughton	10:19
5	4/13/76	Quarterfinals at Boston	Won, 3-2	Goring	0:27
6	4/22/76	Quarterfinals vs. Boston	Won, 4-3	Goring	18:28
7	4/12/79	Preliminary vs. NY Rangers	Lost, 1-2	P. Esposito	6:11
8	4/11/80	Preliminary vs. NY Islanders	Lost, 3-4	Morrow	6:55
9	4/8/82	Division Semifinals at Edmonton	Lost, 2-3	Gretzky	6:20
10	4/10/82	Division Semifinals vs. Edmonton	Won, 6-5	Evans	2:35
11	4/16/82	Division Finals at Vancouver	Won, 3-2	Bozek	4:33
12	4/18/82	Division Finals vs. Vancouver	Lost, 3-4	Campbell	1:23
13	4/10/85	Division Semifinals at Edmonton	Lost, 2-3	Fogolin	3:01
14	4/13/85	Division Semifinals vs. Edmonton	Lost, 3-4	G. Anderson	0:46
15	4/18/89	Division Finals at Calgary	Lost, 3-4	Gilmour	7:47
16	4/8/90	Division Semifinals vs. Calgary	Won, 2-1	Granato	8:37
17	4/14/90	Division Semifinals vs. Calgary	Won, 4-3	Krushelnyski	23:14
18	4/24/90	Division Finals vs. Edmonton	Lost, 5-6	J. Murphy	4:42
19	4/6/91	Division Semifinals vs. Vancouver	Won, 3-2	Gretzky	11:08
20	4/8/91	Division Semifinals at Vancouver	Lost, 1-2	Ronning	3:12
21	4/18/91	Division Finals vs. Edmonton	Won, 4-3	L. Robitaille	2:13
22	4/20/91	Division Finals vs. Edmonton	Lost, 3-4	Klima	24:48
23	4/22/91	Division Finals at Edmonton	Lost, 3-4	Tikkanen	20:48
24	4/28/91	Division Finals at Edmonton	Lost, 3-4	MacTavish	16:57
25	5/11/93	Division Finals at Vancouver	Won, 4-3	Shuchuk	26:31
26	5/25/93	Conference Finals at Toronto	Lost, 2-3	G. Anderson	19:20
27	5/27/93	Conference Finals vs. Toronto	Won, 5-4	Gretzky	1:41
28	6/3/93	Stanley Cup Final at Montreal	Lost, 2-3	E. Desjardins	0:51
29	6/5/93	Stanley Cup Final vs. Montreal	Lost, 3-4	LeClair	0:34
30	6/7/93	Stanley Cup Final vs. Montreal	Lost, 2-3	LeClair	14:37
31	4/18/01	Conference Quarterfinals vs. Detroit	Won, 4-3	E. Belanger	2:36
32	4/23/01	Conference Quarterfinals vs. Detroit	Won, 3-2	Deadmarsh	4:48
33	4/26/01	Conference Semifinals at Colorado	Won, 4-3	Modry	14:23
34	5/6/01	Conference Semifinals vs. Colorado	Won, 1-0	G. Murray	22:41
35	4/25/02	Conference Quarterfinals at Colorado	Won, 1-0	C. Johnson	2:19
36	4/15/10	Conference Quarterfinals at Vancouver	Lost, 2-3	M. Samuelsson	8:52
37	4/17/10	Conference Quarterfinals at Vancouver	Won, 3-2	Kopitar	7:28
38	4/14/11	Conference Quarterfinals at San Jose	Lost, 2-3	Pavelski	14:44
39	4/19/11	Conference Quarterfinals vs. San Jose	Lost, 5-6	Setoguchi	3:09
40	4/25/11	Conference Quarterfinals vs. San Jose	Lost, 3-4	J. Thornton	2:22
41	4/22/12	Conference Quarterfinals at Vancouver	Won, 2-1	Stoll	4:27
42	5/22/12	Conference Finals at Phoenix	Won, 4-3	Penner	17:42
43	5/30/12	Stanley Cup Final at New Jersey	Won, 2-1	Kopitar	8:13
44	6/2/12	Stanley Cup Final at New Jersey	Won, 2-1	J. Carter	13:42
45	4/30/13	Conference Quarterfinals at St. Louis	Lost, 1-2	A. Steen	13:26
46	5/8/13	Conference Quarterfinals at St. Louis	Won, 3-2	Voynov	8:00
47	5/18/13	Conference Semifinals at San Jose	Lost, 1-2	Couture	1:29
48	6/8/13	Conference Finals at Chicago	Lost, 3-4	P. Kane	31:40
49	4/22/14	Conference Round One vs. San Jose	Lost, 3-4	P. Marleau	6:20
50	5/3/14	Conference Round Two at Anaheim	Won, 3-2	M. Gaborik	12:07
51	5/28/14	Conference Finals at Chicago	Lost, 4-5	M. Handzus	22:04
52	6/1/14	Conference Finals at Chicago	Won, 5-4	Martinez	5:47
53	6/4/14	Stanley Cup Final vs. NY Rangers	Won, 3-2	J. Williams	4:36
54	6/7/14	Stanley Cup Final vs. NY Rangers	Won, 5-4	D. Brown	30:26
55	6/13/14	Stanley Cup Final vs. NY Rangers	Won, 3-2	Martinez	34:43
56	4/18/16	Conference Round One at San Jose	Won, 2-1	Pearson	3:47
57	4/13/18	Conference Round One at Vegas	Lost, 1-2	Haula	35:23

KINGS ALL-TIME PLAYOFF RECORDS – TEAM

		TEAM
Most Consecutive Playoff Appearances	9	1974-1982
Longest Playoff Winning Streak	8	4/22/12-5/17/12
Longest Playoff Home Winning Streak	9	6/11/12-6/4/13
Longest Playoff Home Winning Streak (one playoff year)	8	5/4/13-6/4/13
Longest Playoff Road Winning Streak	12	4/16/11-6/2/12 – NHL Record
Longest Playoff Road Winning Streak (one playoff year)	10	4/11/12-6/2/12 – NHL Record
Longest Playoff Losing Streak	14	6/3/93-4/14/01
Longest Playoff Home Losing Streak	6	6/5/93-4/19/00
Longest Playoff Road Losing Streak	8	6/3/93-4/14/01
Longest Overtime Goal For	34:43	Alec Martinez vs. NYR, 6/13/14
Longest Overtime Goal Against	35:23	Erik Haula, VGK, 4/13/18
Shortest Overtime Goal For	:19	Ted Irvine vs. OAK, 4/2/69
Shortest Overtime Goal Against	:34	John LeClair, MTL, 6/5/93
Fastest Goal, Start Of Game	:06	4/17/77 vs. BOS, Don Kozak – NHL Record
Fastest Two Goals	:11	4/22/90 vs. EDM (1st Period), Larry Robinson at 19:20 and Todd Elik at 19:31
Fastest Three Goals	1:56	5/13/93 vs. VAN (2nd Period), Jari Kurri at 15:48, Tomas Sandstrom at 16:05 and Warren Rychel at 17:44
Fastest Four Goals	5:17	4/10/90 vs. CGY (1st Period), Dave Taylor at 6:38, Tony Granato at 8:25, Tomas Sandstrom at 11:06 and Dave Taylor at 11:55
Fastest Five Goals	13:04	5/7/93 vs. VAN (2nd and 3rd Periods), Warren Rychel at 19:09, Luc Robitaille at 4:41, Jari Kurri at 6:46, Wayne Gretzky at 9:03 and Tomas Sandstrom at 12:13
Fastest Two Goals Against	:11	4/21/77 vs. BOS (1st Period), Stan Jonathan at 7:35 and Rick Middleton at 7:46
Fastest Three Goals Against	2:00	4/27/98 vs. STL (3rd Period), Pascal Rheaume at 9:59, Brett Hull at 11:03 and Pierre Turgeon at 11:59
Fastest Four Goals Against	3:07	4/27/98 vs. STL (3rd Period), Pascal Rheaume at 9:59, Brett Hull at 11:03, Pierre Turgeon at 11:59 and Terry Yake at 13:06
Fastest Five Goals Against	7:27	4/18/68 vs. MIN (2nd Period), Milan Marcetta at 8:45, Parker MacDonald at 11:58, Milan Marcetta at 12:49, Dave Balon at 15:48 and Andre Boudrias at 16:12
Most Hat Tricks, One Game	3	4/10/90 vs. CGY, (12-4 win) (NHL Record) Tony Granato (3-2=5), Tomas Sandstrom (3-2=5), Dave Taylor (3-1=4)

PLAYOFF YEAR

Most Games	26	2014 vs. SJS, ANA, CHI and NYR – Tied NHL Record
Most Games, Home	12	2014 vs. SJS, ANA, CHI and NYR
Most Games, Road	14	2014 vs. SJS, ANA, CHI and NYR
Most Overtime Games	7	2014 (1 vs. SJS, 1 vs. ANA, 2 vs. CHI, 3 vs. NYR)
Most Overtime Games, Home	4	2014 (1 vs. SJS, 3 vs. NYR)
Most Overtime Games, Road	4	2x's, Last: 2013 (2 at STL, 1 at SJS, 1 at CHI)
Most Wins	16	2x's, Last: 2014
Most Wins, Home	8	2x's, Last: 2014
Most Wins, Road	10	2012 – Tied NHL Record
Most Losses	11	1993
Most Losses, Home	5	1993

KINGS ALL-TIME PLAYOFF RECORDS – TEAM

TEAM – PLAYOFF YEAR (Continued)

Most Losses, Road	8	2013 – NHL Record
Most Goals	93	1993 (24 games)
Fewest Goals	2	1979 (2 games)
Most Goals Against	91	1993 (24 games)
Fewest Goals Against	7	2x's, Last: 2018 (4 games)
Most Power-Play Goals	22	1993 (24 games)
Most Power-Play Goals Against	26	1993 (24 games)
Most Short-Handed Goals	6	1993 (24 games)
Most Short-Handed Goals Against	3	5x's, Last: 2014 (26 games)

SERIES

Most Goals, Best-of-7 Series	33	1993 vs. CGY (6 games)
Best-of-5 Series	27	1982 vs. EDM (5 games)
Best-of-3 Series	11	1977 vs. ATL (3 games)
Most Goals Against, Best-of-7 Series	32	1987 vs. EDM (5 games)
Best-of-5 Series	23	1982 vs. EDM (5 games), 1981 vs. NYR (4 games)
Best-of-3 Series	11	1978 vs. TOR (2 games)
Fewest Goals, Best-of-7 Series	3	2018 vs. VGK (4 games)
Best-of-5 Series	7	1985 vs. EDM (3 games)
Best-of-3 Series	2	1979 vs. NYR (2 games)
Fewest Goals Against, Best-of-7 Series	6	2012 vs. STL (4 games)
Best-of-5 Series	11	1985 vs. EDM (3 games)
Best-of-3 Series	1	1976 vs. ATL (2 games)
Most Goals, Both Teams, Best-of-7 Series	61	1993 vs. CGY (Kings 33, CGY 28)
Best-of-5 Series	50	1982 vs. EDM (Kings 27, EDM 23)
Best-of-3 Series	18	1977 vs. ATL (Kings 11, ATL 7)
Fewest Goals, Both Teams, Best-of-7 Series	10	2018 vs. VGK (Kings 3, VGK 7)
Best-of-5 Series	18	1985 vs. EDM (Kings 7, EDM 11)
Best-of-3 Series	4	1976 vs. ATL (Kings 3, ATL 1)
Most PPG, Best-of-7 Series	11	1989 vs. EDM
Best-of-5 Series	8	1982 vs. EDM
Best-of-3 Series	3	1977 vs. ATL
Most PPG Against, Best-of-7 Series	11	1976 vs. BOS
Best-of-5 Series	4	1982 vs. EDM
Best-of-3 Series	3	1979 vs. NYR
Most PPG, Both Teams, Best-of-7 Series	17	1989 vs. EDM (Kings 11, EDM, 6)
Best-of-5 Series	12	1982 vs. EDM (Kings 8, EDM 4)
Best-of-3 Series	5	1979 vs. NYR (Kings 2, NYR 3), 1977 vs. ATL (Kings 3, ATL 2)
Most Short-Handed Goals	3	1993 vs. TOR
Most Short-Handed Goals Against	3	1993 vs. CGY, 1988 vs. CGY, 1982 vs. EDM
Most Short-Handed Goals, Both Teams	4	1993 vs. CGY (Kings 1, CGY 3), 1980 vs. NYI (Kings 2, NYI 2)
Most Overtime Games	4	1991 vs. EDM (Kings were 1-3)
Most Overtime Games, Home	3	2014 vs. NYR (Kings were 3-0)
Most Overtime Games, Road	2	5x's, Last: 2014 vs. CHI (Kings were 1-1)
Most Penalty Minutes	193	1988 vs. CGY
Most Penalty Minutes, Opponent	180	1988 vs. CGY
Most Penalty Minutes, Both Teams	373	1988 vs. CGY
Most Penalties	68	1988 vs. CGY
Most Penalties, Opponent	69	1988 vs. CGY
Most Penalties, Both Teams	137	1988 vs. CGY

KINGS ALL-TIME PLAYOFF RECORDS – TEAM

	GAME	
Most Goals	12	4/10/90 vs. CGY (Kings 12, CGY 4)
Most Goals, Home	12	4/10/90 vs. CGY (Kings 12, CGY 4)
Most Goals, Road	10	4/7/82 at EDM (Kings 10, EDM 8)
Most Goals Against	13	4/9/87 at EDM (Kings 3, EDM 13) – NHL Record
Most Goals Against, Home	9	4/18/68 vs. MIN (Kings 4, MIN 9)
Most Goals Against, Road	13	4/9/87 at EDM (Kings 3, EDM 13) – NHL Record
Most Goals, Both Teams	18	4/7/82 at EDM (Kings 10, EDM 8) – NHL Record
Most Goals, Both Teams, Home	16	4/10/90 vs. CGY (Kings 12, CGY 4)
Most Goals, Both Teams, Road	18	4/7/82 at EDM (Kings 10, EDM 8) – NHL Record
Most PPG	4	2x's, Last: 5/27/93 vs. TOR (Kings 4-for-5)
Most PPG, Home	4	5/27/93 vs. TOR (Kings 4-for-5)
Most PPG, Road	4	4/7/82 at EDM (Kings 4-for-6)
Most PPG Against	5	4/9/87 at EDM (Oilers 5-for-7)
Most PPG Against, Home	4	4/27/98 vs. STL (Blues 4-for-12)
Most PPG Against, Road	5	4/9/87 at EDM (Oilers 5-for-7)
Most PPG, Both Teams	7	4/9/87 at EDM (Kings 2-for-3, Oilers 5-for-7)
Most PPG, Both Teams, Home	6	4/20/92 vs. EDM (Kings 3-for-8, Oilers 3-for-6)
Most PPG, Both Teams, Road	7	4/9/87 at EDM (Kings 2-for-3, Oilers 5-for-7)
Most Power Play Chances	13	4/9/88 vs. CGY (Kings 3-for-13)
Most Power Play Chances Against	12	4/27/98 vs. STL (Blues 4-for-12)
Most Short-Handed Goals	2	4/13/12 at VAN (Dustin Brown twice), 5/21/93 vs. TOR (Jari Kurri and Dave Taylor), 4/9/80 at NYI (Mike Murphy and Andre St. Laurent)
Most Short-Handed Goals Against	2	4/6/90 at CGY (Joe Mullen and Dana Murzyn), 4/10/82 vs. EDM (Wayne Gretzky and Lee Fogolin), 4/8/80 at NYI (Bryan Trottier twice)
Most Shots, Regulation Game	50	5/13/93 vs. VAN (Kings 5, VAN 3)
Most Shots, Overtime Game	52	4/10/82 vs. EDM (Kings 6, EDM 5 OT)
Most Shots Against, Regulation Game	52	2x's, Last: 4/23/11 at SJS (Kings 3, SJS 1)
Most Shots Against, Overtime Game	56	4/13/18 at VGK (Kings 1, VGK 2 2OT)
Fewest Shots	14	4/9/87 at EDM (Kings 3, EDM 13)
Fewest Shots Against	10	4/13/74 vs. CHI (Kings 0, CHI 1)
Most Penalties	28	4/9/81 vs. NYR
Most Penalties, Opponent	31	4/9/81 vs. NYR
Most Penalties, Both Teams	59	4/9/81 vs. NYR
Most Penalty Minutes	125	4/9/81 vs. NYR
Most Penalty Minutes, Opponent	142	4/9/81 vs. NYR
Most Penalty Minutes, Both Teams	267	4/9/81 vs. NYR
Fewest Penalties	1	3x's, Last: 4/17/18 vs. VGK
Fewest Penalties, Opponent	0	4/21/01 at DET
Fewest Penalties, Both Teams	2	2x's, Last: 5/10/13 vs. STL
Fewest Penalty Minutes	2	3x's, Last: 4/17/18 vs. VGK
Fewest Penalty Minutes, Opponent	0	4/21/01 at DET
Fewest Penalty Minutes Against, Both Teams	4	2x's, Last: 5/10/13 vs. STL

KINGS ALL-TIME PLAYOFF RECORDS – TEAM

	PERIOD	
Most Goals	5	5x's, Last: 5/21/14 vs. CHI (3rd Period)
Most Goals Against	6	4/9/87 at EDM (1st Period)
Most Goals, Both Teams	9	4/10/90 vs. CGY (2nd Period) – Kings 5 goals, Flames 4 goals – Tied NHL Record
Most PPG	3	6/11/12 vs. NJD (1st Period), Dustin Brown , Jeff Carter and Trevor Lewis 5/27/93 vs. TOR (2nd Period), Marty McSorley, Darryl Sydor and Luc Robitaille
Most PPG Against	4	4/27/98 vs. STL (3rd Period), Pascal Rheaume, Brett Hull, Pierre Turgeon and Terry Yake
Most Short-Handed Goals	2	4/9/80 at NYI (1st Period), Mike Murphy and Andre St. Laurent – Tied NHL Record
Most Short-Handed Goals Against	2	4/8/80 at NYI (2nd Period), Bryan Trottier twice – Tied NHL Record
Most Shots	21	3x's, Last: 4/15/00 vs. DET (1st Period), Chris Osgood
Most Shots Against	23	2x's, Last: 4/22/14 vs. SJS (3rd Period), Jonathan Quick
Fewest Shots	1	2x's, Last: 4/22/02 vs. COL (3rd Period)
Fewest Shots Against	0	5/10/14 vs. ANA (2nd Period)
Most Penalties	19	4/9/81 vs. NYR (1st Period)
Most Penalties, Opponent	24	4/9/81 vs. NYR (1st Period) – NHL Record
Most Penalties, Both Teams	43	4/9/81 vs. NYR (1st Period) – NHL Record
Most Penalty Minutes	104	4/9/81 vs. NYR (1st Period)
Most Penalty Minutes, Opponent	125	4/9/81 vs. NYR (1st Period) – NHL Record
Most Penalty Minutes, Both Teams	229	4/9/81 vs. NYR (1st Period)

KINGS ALL-TIME PLAYOFF POWER PLAY & PENALTY KILLING

SEASON	OPPONENT	PP	PCT	PK	PCT	SHGF	SHGA
1968	Minnesota	5-21	23.8%	23-27	85.2%	0	1
1969	Oakland	4-21	19.0%	28-33	84.8%	1	1
	St. Louis	2-19	10.5%	16-19	84.2%	1	0
	TOTAL	6-40	15.0%	44-52	84.6%	2	1
1974	Chicago	2-19	10.5%	14-15	93.3%	0	0
1975	Toronto	2-8	25.0%	9-9	100.0%	0	0
1976	Atlanta	0-6	0.0%	8-8	100.0%	0	0
	Boston	5-36	13.9%	19-30	63.3%	0	2
	TOTAL	5-42	11.9%	27-38	71.1%	0	2
1977	Atlanta	3-14	21.4%	9-11	81.8%	0	1
	Boston	9-26	34.6%	14-19	73.7%	0	1
	TOTAL	12-40	30.0%	23-30	76.7%	0	2
1978	Toronto	0-10	0.0%	6-8	75.0%	0	0
1979	NY Rangers	2-10	20.0%	5-8	62.5%	0	0
1980	NY Islanders	1-16	6.3%	12-15	80.0%	2	2
1981	NY Rangers	5-15	33.3%	12-15	80.0%	1	0
1982	Edmonton	8-26	30.8%	15-19	78.9%	0	3
	Vancouver	5-19	26.3%	11-13	84.6%	0	0
	TOTAL	13-45	28.9%	26-32	81.3%	0	3
1985	Edmonton	1-16	6.3%	10-10	100.0%	0	1
1987	Edmonton	5-20	25.0%	15-23	65.2%	0	1
1988	Calgary	8-38	21.1%	26-34	76.5%	0	3
1989	Edmonton	11-36	30.6%	26-32	81.3%	1	1
	Calgary	4-18	22.2%	20-25	80.0%	0	1
	TOTAL	15-54	27.8%	46-57	80.7%	1	2
1990	Calgary	10-46	21.7%	31-33	93.9%	1	2
	Edmonton	1-19	5.3%	11-16	68.8%	1	1
	TOTAL	11-65	16.9%	42-49	85.7%	2	3
1991	Vancouver	5-24	20.8%	18-23	78.3%	0	1
	Edmonton	7-29	24.1%	30-33	90.9%	1	0
	TOTAL	12-53	22.6%	48-56	85.7%	1	1
1992	Edmonton	6-34	17.6%	23-33	69.7%	0	0
1993	Calgary	5-40	12.5%	31-40	77.5%	1	3
	Vancouver	6-33	18.2%	19-27	70.4%	1	0
	Toronto	8-34	23.5%	32-37	86.5%	3	0
	Montreal	3-26	11.5%	18-22	81.8%	1	0
	TOTAL	22-133	16.5%	100-126	79.4%	6	3
1998	St. Louis	1-29	3.4%	28-36	77.8%	0	0
2000	Detroit	0-23	0.0%	16-23	69.6%	0	0
2001	Detroit	3-20	14.3%	18-27	66.7%	0	0
	Colorado	3-30	10.0%	31-36	86.1%	0	0
	TOTAL	6-50	12.0%	49-63	77.8%	0	0
2002	Colorado	1-17	5.9%	24-26	92.3%	0	0
2010	Vancouver	10-26	38.5%	18-24	75.0%	0	0
2011	San Jose	5-24	20.8%	21-23	91.3%	0	0
2012	Vancouver	3-26	11.5%	18-21	85.7%	2	0
	St. Louis	1-21	4.8%	17-17	100.0%	2	0
	Phoenix	2-27	7.4%	17-19	89.5%	1	0
	New Jersey	6-20	30.0%	18-19	94.7%	0	0
	TOTAL	12-94	12.8%	70-76	92.1%	5	0
2013	St. Louis	2-15	13.3%	15-17	88.2%	0	1
	San Jose	5-20	25.0%	22-26	84.6%	0	0
	Chicago	2-17	11.8%	13-14	92.9%	1	0
	TOTAL	9-52	17.3%	50-57	87.7%	1	1
2014	San Jose	6-24	25.0%	28-32	87.5%	0	0
	Anaheim	5-24	20.8%	19-24	79.2%	0	0
	Chicago	6-19	31.6%	18-24	75.0%	0	1
	NY Rangers	3-18	16.7%	20-22	90.9%	0	2
	TOTAL	20-85	23.5%	85-102	83.3%	0	3
2016	San Jose	3-14	21.4%	5-21	23.8%	1	0
2018	Vegas	1-13	7.7%	11-12	91.7%	0	0

KINGS ALL-TIME PLAYOFF SCORING

PLAYER	POS	GP	G	A	PTS	PIM	PPG	SHG	PLAYER	POS	GP	G	A	PTS	PIM	PPG	SHG
1 Gretzky, Wayne	C	60	29	65	94	8	8	2	77 Smyth, Ryan	LW	12	3	4	7	6	0	0
2 Robitaille, Luc	LW	94	41	48	89	126	14	0	78 Bonar, Dan	C	14	3	4	7	22	0	1
3 Kopitar, Anze	C	79	21	45	66	39	4	2	79 Laidlaw, Tom	D	21	2	5	7	12	0	0
4 Taylor, Dave	RW	92	26	33	59	149	10	2	80 Huddy, Charlie	D	29	2	5	7	22	0	0
5 Williams, Justin	RW	73	22	32	54	59	5	0	81 Millen, Corey	C	29	2	5	7	18	0	0
6 Carter, Jeff	C	73	26	27	53	26	10	0	82 Lewis, Dave	D	18	0	7	7	42	0	0
7 Doughty, Drew	D	84	16	35	51	66	6	0	83 Benning, Brian	D	19	0	7	7	12	0	0
8 Brown, Dustin	RW	85	19	28	47	84	6	2	84 Smith, Doug	C	13	4	2	6	15	1	0
9 Sandstrom, Tomas	RW	50	17	28	45	53	5	0	85 Allison, Jason	C	7	3	3	6	4	0	0
10 Dionne, Marcel	C	43	20	23	43	15	10	0	86 Simmonds, Wayne	RW	12	3	3	6	29	0	0
11 Duchesne, Steve	D	43	13	26	39	44	6	0	87 Lemieux, Real	LW	18	2	4	6	10	1	0
12 Nicholls, Bernie	C	34	16	21	37	61	5	0	88 Hopkins, Dean	RW	18	1	5	6	29	0	0
13 Granato, Tony	LW	52	13	24	37	100	3	1	89 Venasky, Vic	C	21	1	5	6	12	1	0
14 Richards, Mike	C	61	10	27	37	42	3	0	90 Scuderi, Rob	D	55	0	6	6	12	0	0
15 Murphy, Mike	RW	45	11	20	31	48	4	1	91 Bozek, Steve	LW	10	4	1	5	6	2	0
16 King, Dwight	LW	69	10	15	25	37	0	1	92 Williams, Dave	LW	8	3	2	5	34	0	0
17 Voynov, Slava	D	64	9	16	25	20	1	0	93 Croteau, Gary	LW	11	3	2	5	8	1	0
18 Blake, Rob	D	57	8	16	24	98	3	1	94 Johnson, Craig	LW	15	3	2	5	8	0	0
19 Gaborik, Marian	RW	30	14	9	23	8	3	0	95 Labossiere, Gord	C	7	2	3	5	24	0	0
20 Donnelly, Mike	LW	42	12	11	23	24	0	0	96 Carpenter, Bob	C	10	2	3	5	2	0	0
21 Lewis, Trevor	C	79	11	12	23	20	3	1	97 Corrigan, Mike	C	15	2	3	5	20	0	0
22 Toffoli, Tyler	RW	47	9	12	21	12	1	0	98 Emerson, Nelson	RW	19	2	3	5	6	0	0
23 Elik, Todd	C	22	5	16	21	16	1	0	99 Laperriere, Ian	RW/C	28	2	3	5	29	0	0
24 Carson, Jimmy	C	28	11	9	20	12	3	0	100 Miller, Jay	LW	34	2	3	5	102	0	0
25 Kurri, Jari	RW	28	10	10	20	16	3	2	101 Belanger, Eric	C	20	1	4	5	6	0	0
26 Muzzin, Jake	D	50	7	13	20	18	3	0	102 Rolfe, Dale	D	17	0	5	5	22	0	0
27 Palffy, Ziggy	RW	24	9	10	19	8	0	0	103 McIntyre, John	C	18	0	5	5	36	0	0
28 Goring, Butch	C	30	9	9	18	6	4	0	104 Kennedy, Dean	D	20	0	5	5	28	0	0
29 Penner, Dustin	LW	44	7	11	18	44	0	0	105 Modin, Fredrik	LW	6	3	1	4	2	2	0
30 Kasper, Steve	C	31	6	12	18	20	0	1	106 Nevin, Bob	RW	17	3	1	4	6	0	0
31 McSorley, Marty	D	63	6	11	17	190	3	0	107 Shuchuk, Gary	RW	17	2	2	4	12	0	0
32 Martinez, Alec	D	64	6	10	16	30	2	0	108 Frolov, Alexander	LW	6	1	3	4	0	0	0
33 Stoll, Jarret	C	69	6	10	16	44	3	0	109 Hughes, Brent	D	18	1	3	4	47	0	0
34 Williams, Tommy	LW	29	8	7	15	4	2	0	110 Fraser, Colin	C	34	1	3	4	14	0	0
35 Pearson, Tanner	LW	34	5	10	15	10	0	0	111 Fenton, Paul	LW	5	2	1	3	2	1	0
36 Hardy, Mark	D	41	5	10	15	64	1	0	112 Campbell, Bryan	C	6	2	1	3	0	0	1
37 Stumpel, Jozef	C	21	4	11	15	20	2	0	113 Harris, Billy	RW	8	2	1	3	2	0	0
38 Clifford, Kyle	LW	55	4	11	15	62	0	0	114 Bourne, Bob	C	10	2	1	3	0	0	0
39 Simmer, Charlie	LW	15	7	7	14	24	2	0	115 Wiemer, Jim	D	10	2	1	3	19	0	0
40 Rychel, Warren	LW	23	6	7	13	39	0	0	116 O'Donnell, Sean	D	14	2	1	3	44	0	0
41 Evans, Daryl	RW	10	5	8	13	12	1	0	117 Perreault, Yanic	C	4	1	2	3	6	1	0
42 Murphy, Larry	D	14	5	8	13	14	2	0	118 Degray, Dale	D	8	1	2	3	12	1	0
43 Greene, Matt	D	61	2	11	13	48	0	1	119 Palmer, Rob	D	8	1	2	3	6	0	0
44 MacDonald, Lowell	LW	14	5	7	12	2	1	1	120 Widing, Juha	C	8	1	2	3	2	0	0
45 Fox, Jim	RW	22	4	8	12	0	1	0	121 Inglis, Billy	C	11	1	2	3	4	0	0
46 Zhitnik, Alexei	D	24	3	9	12	26	2	0	122 Amadio, Dave	D	16	1	2	3	18	0	0
47 Wells, Jay	D	31	3	9	12	110	1	0	123 Modry, Jaroslav	D	19	1	2	3	6	1	0
48 Murdoch, Bob	D	28	2	10	12	40	1	0	124 Lucic, Milan	LW	5	0	3	3	4	0	0
49 Johnson, Jack	D	12	1	11	12	6	1	0	125 Berg, Aki	D	6	0	3	3	2	0	0
50 Kontos, Chris	RW	20	11	0	11	12	7	0	126 Chartrow, Rick	D	14	0	3	3	21	0	0
51 Joyal, Eddie	C	18	7	4	11	2	4	0	127 Wall, Bob	D	15	0	3	3	0	0	0
52 Sydor, Darryl	D	24	3	8	11	16	2	0	128 Korab, Jerry	D	17	0	3	3	70	0	0
53 Irvine, Ted	LW	17	6	4	10	9	1	0	129 Brown, Larry	D	24	0	3	3	10	0	0
54 Conacher, Pat	C	24	6	4	10	6	0	0	130 Regehr, Robyn	D	26	0	3	3	13	0	0
55 Deadmarsh, Adam	RW	17	4	6	10	6	0	0	131 Watters, Tim	D	50	0	3	3	62	0	0
56 Flett, Bill	RW	17	4	6	10	19	1	0	132 Hughes, Howie	RW	14	2	0	2	2	1	0
57 Menard, Howie	C	18	3	7	10	36	1	0	133 Allison, Mike	C	16	2	0	2	28	0	1
58 Robinson, Larry	D	24	3	7	10	25	0	0	134 Erickson, Bryan	RW	3	1	1	2	0	0	0
59 Schneider, Mathieu	D	20	0	10	10	28	0	0	135 Apps Jr., Syl	C	4	1	1	2	0	1	0
60 Murray, Glen	RW	21	6	3	9	12	1	0	136 Carlson, Steve	C	4	1	1	2	7	0	0
61 Richardson, Brad	C	36	4	5	9	8	0	0	137 Edestrand, Darryl	D	4	1	1	2	10	0	0
62 White, Bill	D	18	3	6	9	12	0	0	138 Lecavalier, Vincent	C	5	1	1	2	2	1	0
63 Tonelli, John	LW	28	3	6	9	26	1	0	139 Schenn, Luke	D	5	1	1	2	6	0	0
64 Mitchell, Willie	D	44	3	6	9	40	2	0	140 Versteeg, Kris	RW	5	1	1	2	0	0	0
65 Krushelnyski, Mike	C	21	2	7	9	16	1	0	141 Eloranta, Mikko	LW	7	1	1	2	2	0	0
66 Kozak, Don	RW	26	6	2	8	69	1	0	142 St. Laurent, Andre	C	7	1	1	2	9	0	1
67 Carr, Gene	C	17	4	4	8	45	1	0	143 Jones, Brad	LW	8	1	1	2	2	0	0
68 Kudelski, Bob	RW	22	4	4	8	4	0	0	144 Schultz, Dave	LW	9	1	1	2	45	1	0
69 Smolinski, Bryan	C	24	3	5	8	18	1	0	145 Cahan, Larry	D	11	1	1	2	22	0	0
70 Bery, Bob	LW	26	2	6	8	6	0	0	146 Charttrand, Brad	LW	11	1	1	2	8	0	0
71 Hutchison, Dave	D	20	1	7	8	68	0	0	147 Galley, Garry	D	11	1	1	2	4	0	0
72 Coffey, Paul	D	6	4	3	7	2	3	0	148 Kelly, John Paul	LW	18	1	1	2	41	1	0
73 Robinson, Doug	LW	7	4	3	7	0	0	0	149 St. Marselle, Frank	RW	26	1	1	2	2	0	0
74 Handzus, Michal	C	12	4	3	7	4	3	0	150 Nolan, Jordan	C	30	1	1	2	27	0	0
75 Gaudup, Glenn	LW	16	4	3	7	22	0	0	151 Buskas, Rod	D	2	0	2	2	22	0	0
76 Sargent, Gary	D	11	3	4	7	6	2	0	152 Grant, Danny	RW	2	0	2	2	2	0	0

KINGS ALL-TIME PLAYOFF SCORING

PLAYER	POS	GP	G	A	PTS	PIM	PPG	SHG	PLAYER	POS	GP	G	A	PTS	PIM	PPG	SHG
153 Ruskowski, Terry	C	3	0	2	2	0	0	0	229 Tuominen, Marko	RW	1	0	0	0	0	0	0
154 Luce, Don	C	4	0	2	2	2	0	0	230 Wilson, Murray	LW	1	0	0	0	0	0	0
155 Westgarth, Kevin	C	6	0	2	2	14	0	0	231 Lesuk, Bill	LW	2	0	0	0	0	4	0
156 Gray, Terry	RW	7	0	2	2	10	0	0	232 Liba, Igor	RW	2	0	0	0	2	0	0
157 Jensen, Steve	LW	10	0	2	2	9	0	0	233 Loktionov, Andrei	C	2	0	0	0	0	0	0
158 Peters, Jimmy	C	11	0	2	2	4	0	0	234 Monahan, Hartland	RW	2	0	0	0	0	0	0
159 Sykes, Phil	LW	15	0	2	2	20	0	0	235 Paterson, Joe	LW	2	0	0	0	0	0	0
160 Kannegiesser, Sheldon	D	17	0	2	2	8	0	0	236 Zmolek, Doug	D	2	0	0	0	2	0	0
161 Boucher, Philippe	D	18	0	2	2	4	0	0	237 Jones, Martin	G	2	0	0	0	0	0	0
162 Lessard, Mario	G	20	0	2	2	2	0	0	238 Halward, Doug	D	2	0	0	0	14	0	0
163 Wilson, Bert	LW	20	0	2	2	42	0	0	239 Hampton, Rick	D	2	0	0	0	0	0	0
164 Komadoski, Neil	D	23	0	2	2	47	0	0	240 Harrold, Peter	D/F	2	0	0	0	0	0	0
165 Norstrom, Mattias	D	28	0	2	2	30	0	0	241 Heaslip, Mark	RW	2	0	0	0	2	0	0
166 LaDue, Paul	D	2	1	0	1	0	1	0	242 Holt, Randy	D	2	0	0	0	4	0	0
167 Stelmowski, Pete	C	2	1	0	1	2	0	0	243 Howse, Don	LW	2	0	0	0	0	0	0
168 Iafallo, Alex	LW	3	1	0	1	0	0	0	244 Bednar, Jaroslav	LW	3	0	0	0	0	0	0
169 Popiel, Poul	D	3	1	0	1	4	0	0	245 Blake, Jason	C	3	0	0	0	0	0	0
170 Redmond, Craig	D	3	1	0	1	2	0	0	246 Edwards, Gary	G	3	0	0	0	0	0	0
171 Terrier, Greg	C	3	1	0	1	4	1	0	247 Engblom, Brian	D	3	0	0	0	2	0	0
172 Ponikarovskiy, Alexei	LW	4	1	0	1	0	0	0	248 Gosselin, Mario	G	3	0	0	0	0	0	0
173 Krake, Skip	C	6	1	0	1	15	0	0	249 Hakansson, Anders	LW	3	0	0	0	0	0	0
174 Crowder, Keith	RW	7	1	0	1	9	0	0	250 Janecyk, Bob	G	3	0	0	0	0	0	0
175 Thomas, Scott	LW	12	1	0	1	4	1	0	251 Keans, Doug	G	3	0	0	0	0	0	0
176 Buchberger, Kelly	LW	19	1	0	1	13	0	0	252 Lukowich, Morris	LW	3	0	0	0	8	0	0
177 Amadio, Michael	C	1	0	1	1	0	0	0	253 Playfair, Larry	D	3	0	0	0	14	0	0
178 Corbett, Mike*	RW	2	0	1	1	2	0	0	254 Shutt, Steve	LW	3	0	0	0	4	0	0
179 Crossman, Doug	D	2	0	1	1	2	0	0	255 Anderson, Ron	RW	4	0	0	0	2	0	0
180 Miller, Bob	C	2	0	1	1	0	0	0	256 Bjuggstad, Scott	LW	4	0	0	0	2	0	0
181 Sinalo, Ilkka	LW	2	0	1	1	0	0	0	257 Clune, Rich	LW	4	0	0	0	5	0	0
182 Vopat, Jan	D	2	0	1	1	2	0	0	258 Corkum, Bob	C	4	0	0	0	0	0	0
183 Ferraro, Ray	C	3	0	1	1	2	0	0	259 Courttnall, Russ	RW	4	0	0	0	2	0	0
184 Karjalainen, Kyosti	RW	3	0	1	1	2	0	0	260 Folin, Christian	D	4	0	0	0	0	0	0
185 Laughlin, Craig	RW	3	0	1	1	2	0	0	261 Gagne, Simon	LW	4	0	0	0	2	0	0
186 MacLellan, Brian	LW	3	0	1	1	0	0	0	262 Heinze, Steve	RW	4	0	0	0	2	0	0
187 McKenna, Steve	LW	3	0	1	1	8	0	0	263 Johnson, Matt	LW	4	0	0	0	6	0	0
188 Fantenberg, Oscar	D	4	0	1	1	2	0	0	264 Jones, Randy	D	4	0	0	0	2	0	0
189 Phaneuf, Dion	D	4	0	1	1	4	0	0	265 Kempe, Adrian	LW/C	4	0	0	0	2	0	0
190 Ronning, Cliff	C	4	0	1	1	2	0	0	266 LaFayette, Nathan	C	4	0	0	0	2	0	0
191 Tsyplakov, Vladimir	RW	4	0	1	1	8	0	0	267 Manery, Randy	D	4	0	0	0	8	0	0
192 Long, Barry	D	5	0	1	1	18	0	0	268 McBain, Jamie	D	4	0	0	0	2	0	0
193 McKenna, Sean	RW	5	0	1	1	0	0	0	269 Mitchell, Torrey	C	4	0	0	0	0	0	0
194 Rota, Randy	LW	5	0	1	1	0	0	0	270 Prajsler, Petr	D	4	0	0	0	0	0	0
195 Guay, Paul	RW	6	0	1	1	8	0	0	271 Rieder, Tobias	LW	4	0	0	0	0	0	0
196 Desjardins, Gerry	G	9	0	1	1	0	0	0	272 Stauber, Robb	G	4	0	0	0	0	0	0
197 Baumgartner, Ken	LW	10	0	1	1	36	0	0	273 Thompson, Brent	D	4	0	0	0	4	0	0
198 Halkidis, Bob	D	11	0	1	1	8	0	0	274 Thompson, Nate	C	4	0	0	0	0	0	0
199 Visnovsky, Lubomir	D	12	0	1	1	0	0	0	275 Bylsma, Dan	LW	5	0	0	0	0	0	0
200 Karalahti, Jere	D	17	0	1	1	20	0	0	276 Ellerby, Keaton	D	5	0	0	0	0	0	0
201 Miller, Aaron	D	20	0	1	1	6	0	0	277 Grimson, Stu	LW	5	0	0	0	4	0	0
202 Hruday, Kelly	G	57	0	1	1	4	0	0	278 Hammond, Ken	D	5	0	0	0	8	0	0
203 Quick, Jonathan	G	85	0	1	1	18	0	0	279 Ledyard, Grant	D	5	0	0	0	10	0	0
204 Andreoff, Andy	LW	1	0	0	0	0	0	0	280 McNabb, Brayden	D	5	0	0	0	2	0	0
205 Bernier, Jonathan	G	1	0	0	0	0	0	0	281 Sawchuk, Terry	G	5	0	0	0	0	0	0
206 Clippingdale, Steve	LW	1	0	0	0	0	0	0	282 Storr, Jamie	G	5	0	0	0	0	0	0
207 Eliot, Darren	G	1	0	0	0	0	0	0	283 Ahola, Peter	D	6	0	0	0	2	0	0
208 English, John	D	1	0	0	0	0	0	0	284 Halpern, Jeff	C	6	0	0	0	4	0	0
209 Ersberg, Erik	G	1	0	0	0	0	0	0	285 Lilja, Andreas	D	6	0	0	0	6	0	0
210 Germain, Eric	D	1	0	0	0	4	0	0	286 Melanson, Roland	G	6	0	0	0	4	0	0
211 Gibbs, Barry	D	1	0	0	0	0	0	0	287 Parse, Scott	LW	6	0	0	0	0	0	0
212 Gravel, Kevin	D	1	0	0	0	0	0	0	288 Fiset, Stephane	G	7	0	0	0	0	0	0
213 Ivanans, Raitis	LW	1	0	0	0	0	0	0	289 Healy, Glenn	G	7	0	0	0	6	0	0
214 Lemieux, Jacques	D	1	0	0	0	0	0	0	290 Schultz, Jeff	D	7	0	0	0	0	0	0
215 Loach, Lonnie	LW	1	0	0	0	0	0	0	291 Smith, Brian	LW	7	0	0	0	0	0	0
216 Makela, Mikko	RW	1	0	0	0	0	0	0	292 Harper, Terry	D	8	0	0	0	18	0	0
217 Martin, Rick	LW	1	0	0	0	0	0	0	293 Maloney, Dan	LW	8	0	0	0	4	0	0
218 Moller, Oscar	RW	1	0	0	0	0	0	0	294 Rutledge, Wayne	G	8	0	0	0	4	0	0
219 Mulhern, Richard	D	1	0	0	0	0	0	0	295 Kelly, Steve	C	9	0	0	0	2	0	0
220 Phair, Lyle	LW	1	0	0	0	0	0	0	296 DeMarco, Ab	D	10	0	0	0	13	0	0
221 Potvin, Marc	RW	1	0	0	0	0	0	0	297 Duguay, Ron	RW	13	0	0	0	6	0	0
222 Rutherford, Jim	G	1	0	0	0	0	0	0	298 Potvin, Felix	G	20	0	0	0	4	0	0
223 Scott, Ron	G	1	0	0	0	0	0	0	299 Vachon, Rogie	G	25	0	0	0	2	0	0
224 Selwood, Brad	D	1	0	0	0	0	0	0									
225 Shore, Nick	C	1	0	0	0	0	0	0									
226 Simmons, Gary	G	1	0	0	0	0	0	0									
227 Thomson, Jim	RW	1	0	0	0	0	0	0									
228 Tredway, Brock*	RW	1	0	0	0	0	0	0									

*Appeared only in Kings postseason games

KINGS ALL-TIME PLAYOFF GOALTENDING

GOALIE	GP	MIN	W-L	GA	SO	SA	S%	GAA	G	A	PIM
1 Quick, Jonathan	85	5,251	46-39	195	9	2,503	.922	2.23	0	1	18
2 Hruday, Kelly	57	3,519	26-30	207	0	1,773	.883	3.53	0	1	4
3 Vachon, Rogie	25	1,511	9-16	78	1	711	.890	3.10	0	0	2
4 Potvin, Felix	20	1,229	10-10	48	3	562	.915	2.34	0	0	4
5 Lessard, Mario	20	1,131	6-12	84	0	624	.865	4.45	0	2	2
6 Desjardins, Gerry	9	431	3-4	28	0	202	.861	3.90	0	1	0
7 Rutledge, Wayne	8	377	2-5	20	0	186	.892	3.18	0	0	4
8 Healy, Glenn	7	335	1-4	26	0	186	.860	4.66	0	0	6
9 Fiset, Stephane	7	293	0-5	17	0	159	.893	3.48	0	0	0
10 Melanson, Roland	6	318	1-5	33	0	203	.837	6.23	0	0	4
11 Sawchuk, Terry	5	280	2-2	18	1	139	.871	3.86	0	0	0
12 Storr, Jamie	5	181	0-3	11	0	102	.892	3.65	0	0	0
13 Stauber, Robb	4	240	3-1	16	0	157	.898	4.00	0	0	0
14 Janecyk, Bob	3	183	0-3	10	0	100	.900	3.28	0	0	0
15 Edwards, Gary	3	180	2-1	10	0	93	.892	3.33	0	0	0
16 Keans, Doug	3	71	0-2	8	0	25	.680	6.80	0	0	0
17 Gosselin, Mario	3	62	0-2	3	0	22	.864	2.90	0	0	0
18 Jones, Martin	2	56	0-0	0	0	7	1.000	0.00	0	0	0
19 Eliot, Darren	1	40	0-0	7	0	29	.759	10.50	0	0	0
20 Scott, Ron	1	32	0-0	4	0	10	.600	7.45	0	0	0
21 Bernier, Jonathan	1	30	0-0	0	0	9	1.000	0.00	0	0	0
22 Rutherford, Jim	1	20	0-0	2	0	8	.750	6.00	0	0	0
23 Simmons, Gary	1	20	0-0	1	0	7	.857	3.00	0	0	0
24 Ersberg, Erik	1	13	0-0	2	0	4	.500	9.23	0	0	0

KINGS ALL-TIME HIGHEST PLAYOFF SCORING GAMES (FOR AND AGAINST)

GOALS FOR KINGS

13-GOALS

None

12-GOALS

4/10/90, KINGS 12 vs. Calgary 4

11-GOALS

None

10-GOALS

4/7/82, KINGS 10 at Edmonton 8

9-GOALS

4/29/93, KINGS 9 vs. Calgary 6

4/27/93, KINGS 9 at Calgary 4

8-GOALS

4/20/92, KINGS 8 vs. Edmonton 5

7-GOALS

5/7/93, KINGS 7 vs. Vancouver 4

4/12/91, KINGS 7 vs. Vancouver 4

4/13/82, KINGS 7 at Edmonton 4

4/17/77, KINGS 7 vs. Boston 4

GOALS FOR OPPONENTS

13-GOALS

4/9/87, Kings 3 at Edmonton 13

12-GOALS

None

11-GOALS

None

10-GOALS

4/1/81, Kings 3 at NY Rangers 10

9-GOALS

4/21/93, Kings 4 at Calgary 9

4/6/88, Kings 2 at Calgary 9

4/18/68, Kings 4 vs. Minnesota 9

8-GOALS

4/15/00, Kings 5 at Detroit 8

4/23/98, Kings 3 at St. Louis 8

4/6/90, Kings 5 at Calgary 8

4/20/84, Kings 3 at Calgary 8

4/7/82, KINGS 10 at Edmonton 8

4/8/80, Kings 1 at NY Islanders 8

4/11/77, Kings 3 at Boston 8

7-GOALS

4/20/14, Kings 2 at San Jose 7

4/23/10, Kings 2 at Vancouver 7

5/9/93, Kings 2 vs. Vancouver 7

4/18/90, Kings 0 at Edmonton 7

4/10/88, Kings 3 vs. Calgary 7

4/10/79, Kings 1 vs. NY Rangers 7

4/11/78, Kings 3 at Toronto 7

4/15/77, Kings 6 vs. Boston 7

4/20/76, Kings 1 at Boston 7

4/9/68, Kings 5 at Minnesota 7

KINGS PLAYOFF SCENARIOS

GAME #	RECORD	IF WIN, HAVE WON SERIES...	IF LOSE, HAVE WON SERIES...
1	15-25	10 of 15 Times	8 of 25 Times
2	18-22	12 of 18 Times	6 of 22 Times
3	17-23	11 of 17 Times	7 of 23 Times
4	12-28	9 of 12 Times	9 of 28 Times
5	17-16	11 of 17 Times	6 of 16 Times
6	15-8	12 of 15 Times	2 of 8 Times
7	7-4	7 of 7 Times	0 of 4 Times
WHEN THE KINGS...		SERIES RECORD...	THE KINGS HAVE...
Lead Series 1-0		10-5	Won Series 4-0: 1 Time
Lead Series 2-0		7-1	Won Series 4-1: 3 Times
Lead Series 2-1		6-3	Won Series 4-2: 7 Times
Lead Series 3-0		5-0	Won Series 4-3: 7 Times
Lead Series 3-1		6-0	Lost Series 0-4: 6 Times
Lead Series 3-2		9-1	Lost Series 1-4: 7 Times
Trail Series 0-1		8-17	Lost Series 2-4: 5 Times
Trail Series 0-2		3-12	Lost Series 3-4: 4 Times
Trail Series 1-2		6-11	
Trail Series 0-3		1-8	
Trail Series 1-3		2-12	
Trail Series 2-3		5-7	
Tied In Series 1-1		8-9	
Tied In Series 2-2		9-4	
Tied In Series 3-3		7-4	

(NOTE: THE TABLE ABOVE INCLUDES BEST-OF-SEVEN SERIES ONLY)

IN THE BEST OF A...

	SERIES W	SERIES L
3-Game Series	2	3
5-Game Series	1	3
7-Game Series	18	22
TOTALS	21	28

HOME-ICE ADVANTAGE

	SERIES W	SERIES L
Kings with Home-Ice Adv. (3-Game Series)	2	2
Opponent with Home-Ice Adv. (3-Game Series)	0	1
Kings with Home-Ice Adv. (5-Game Series)	0	1
Opponent with Home-Ice Adv. (5-Game Series)	1	2
Kings with Home-Ice Adv. (7-Game Series)	4	4
Opponent with Home-Ice Adv. (7-Game Series)	14	18
TOTALS	21	28

ELIMINATION GAMES

	W	L
Kings Record When Facing Elimination	22	21
Kings Record With A Chance To Clinch A Series	18	13

(NOTE: GAME SEVEN COUNT BOTH AS FACING ELIMINATION AND FACING CLINCHING SERIES)

LAST TIME...

Last time had home ice:	2016 First Round vs. San Jose, lost series 1-4
Last time started series on the road:	2018 First Round at Vegas, lost series 0-4
Last time Game Seven at home:	2013 vs. San Jose, won 2-1
Last time Game Seven on the road:	2014 at Chicago, won 5-4
	HOME RECORD: 2-1
	ROAD RECORD: 5-3

KINGS ALL-TIME PLAYOFF HISTORY

1968

QUARTERFINALS (Best-of-seven)

April 4	KINGS 2	vs. Minnesota	1	1-0
April 6	KINGS 2	vs. Minnesota	0	2-0
April 9	Kings 5	at Minnesota	7	2-1
April 11	Kings 2	at Minnesota	3	2-2
April 13	KINGS 3	vs. Minnesota	2	3-2
April 16	Kings 3	at Minnesota	4 (OT)	3-3
April 18	Kings 4	vs. Minnesota	9	3-4

1969

QUARTERFINALS (Best-of-seven)

April 2	KINGS 5	at Oakland	4 (OT)	1-0
April 3	Kings 2	at Oakland	4	1-1
April 5	Kings 2	vs. Oakland	5	1-2
April 6	KINGS 4	vs. Oakland	2	2-2
April 9	Kings 1	at Oakland	4	2-3
April 10	KINGS 4	vs. Oakland	3	3-3
April 13	KINGS 5	at Oakland	3	4-3

SEMIFINALS (Best-of-seven)

April 15	Kings 0	at St. Louis	4	0-1
April 17	Kings 2	at St. Louis	3	0-2
April 19	Kings 2	vs. St. Louis	5	0-3
April 20	Kings 1	vs. St. Louis	4	0-4

1974

QUARTERFINALS (Best-of-seven)

April 10	Kings 1	at Chicago	3	0-1
April 11	Kings 1	at Chicago	4	0-2
April 13	Kings 0	vs. Chicago	1	0-3
April 14	KINGS 5	vs. Chicago	1	1-3
April 16	Kings 0	at Chicago	1	1-4

1975

PRELIMINARY ROUND (Best-of-three)

April 8	KINGS 3	vs. Toronto	2 (OT)	1-0
April 10	Kings 2	at Toronto	3 (OT)	1-1
April 11	Kings 1	vs. Toronto	2	1-2

1976

PRELIMINARY ROUND (Best-of-three)

April 6	KINGS 2	vs. Atlanta	1	1-0
April 8	KINGS 1	at Atlanta	0	2-0

QUARTERFINALS (Best-of-seven)

April 11	Kings 0	at Boston	4	0-1
April 13	KINGS 3	at Boston	2 (OT)	1-1
April 15	KINGS 6	vs. Boston	4	2-1
April 17	Kings 0	vs. Boston	3	2-2
April 20	Kings 1	at Boston	7	2-3
April 22	KINGS 4	vs. Boston	3 (OT)	3-3
April 25	Kings 0	at Boston	3	3-4

1977

PRELIMINARY ROUND (Best-of-three)

April 5	KINGS 5	vs. Atlanta	2	1-0
April 7	Kings 2	at Atlanta	3	1-1
April 9	KINGS 4	vs. Atlanta	2	2-1

QUARTERFINALS (Best-of-seven)

April 11	Kings 3	at Boston	8	0-1
April 13	Kings 2	at Boston	6	0-2
April 15	Kings 6	vs. Boston	7	0-3
April 17	KINGS 7	vs. Boston	4	1-3
April 19	KINGS 3	at Boston	1	2-3
April 21	Kings 3	vs. Boston	4	2-4

1978

PRELIMINARY ROUND (Best-of-three)

April 11	Kings 3	at Toronto	7	0-1
April 13	Kings 0	vs. Toronto	4	0-2

1979

PRELIMINARY ROUND (Best-of-three)

April 10	Kings 1	vs. NY Rangers	7	0-1
April 12	Kings 1	vs. NY Rangers	2 (OT)	0-2

1980

PRELIMINARY ROUND (Best-of-five)

April 8	Kings 1	at NY Islanders	8	0-1
April 9	KINGS 6	at NY Islanders	3	1-1
April 11	Kings 3	vs. NY Islanders	4 (OT)	1-2
April 12	Kings 0	vs. NY Islanders	6	1-3

1981

PRELIMINARY ROUND (Best-of-five)

April 8	Kings 1	vs. NY Rangers	3	0-1
April 9	KINGS 5	vs. NY Rangers	4	1-1
April 11	Kings 3	at NY Rangers	10	1-2
April 12	Kings 3	at NY Rangers	6	1-3

1982

DIVISION SEMIFINALS (Best-of-five)

April 7	KINGS 10	at Edmonton	8	1-0
April 8	Kings 2	at Edmonton	3 (OT)	1-1
April 10	KINGS 6	vs. Edmonton	5 (OT)	2-1
April 12	Kings 2	vs. Edmonton	3	2-2
April 13	KINGS 7	at Edmonton	4	3-2

DIVISION FINALS (Best-of-seven)

April 15	Kings 2	at Vancouver	3	0-1
April 16	KINGS 3	at Vancouver	2 (OT)	1-1
April 18	Kings 3	vs. Vancouver	4 (OT)	1-2
April 19	Kings 4	vs. Vancouver	5	1-3
April 21	Kings 2	at Vancouver	5	1-4

1985

DIVISION SEMIFINALS (Best-of-five)

April 10	Kings 2	at Edmonton	3 (OT)	0-1
April 11	Kings 2	at Edmonton	4	0-2
April 13	Kings 3	vs. Edmonton	4 (OT)	0-3

1987

DIVISION SEMIFINALS (Best-of-seven)

April 8	KINGS 5	at Edmonton	2	1-0
April 9	Kings 3	at Edmonton	13	1-1
April 11	Kings 5	vs. Edmonton	6	1-2
April 12	Kings 3	vs. Edmonton	6	1-3
April 14	Kings 4	at Edmonton	5	1-4

1988

DIVISION SEMIFINALS (Best-of-seven)

April 6	Kings 2	at Calgary	9	0-1
April 7	Kings 4	at Calgary	6	0-2
April 9	KINGS 5	vs. Calgary	2	1-2
April 10	Kings 3	vs. Calgary	7	1-3
April 12	Kings 4	at Calgary	6	1-4

1989

DIVISION SEMIFINALS (Best-of-seven)

April 5	Kings 3	vs. Edmonton	4	0-1
April 6	KINGS 5	vs. Edmonton	2	1-1
April 8	Kings 0	at Edmonton	4	1-2
April 9	Kings 3	at Edmonton	4	1-3
April 11	KINGS 4	vs. Edmonton	2	2-3
April 13	KINGS 4	at Edmonton	1	3-3
April 15	KINGS 6	vs. Edmonton	3	4-3

DIVISION FINALS (Best-of-seven)

April 18	Kings 3	at Calgary	4 (OT)	0-1
April 20	Kings 3	at Calgary	8	0-2
April 22	Kings 2	vs. Calgary	5	0-3
April 24	Kings 3	vs. Calgary	5	0-4

KINGS ALL-TIME PLAYOFF HISTORY

1990

DIVISION SEMIFINALS (Best-of-seven)

April 4	KINGS 5	at Calgary	3	1-0
April 6	Kings 5	at Calgary	8	1-1
April 8	KINGS 2	vs. Calgary	1 (OT)	2-1
April 10	KINGS 12	vs. Calgary	4	3-1
April 12	Kings 1	at Calgary	5	3-2
April 14	KINGS 4	vs. Calgary	3 (2OT)	4-2

DIVISION FINALS (Best-of-seven)

April 18	Kings 0	at Edmonton	7	0-1
April 20	Kings 1	at Edmonton	6	0-2
April 22	Kings 4	vs. Edmonton	5	0-3
April 24	Kings 5	vs. Edmonton	6 (OT)	0-4

1991

DIVISION SEMIFINALS (Best-of-seven)

April 4	Kings 5	vs. Vancouver	6	0-1
April 6	KINGS 3	vs. Vancouver	2 (OT)	1-1
April 8	Kings 1	at Vancouver	2 (OT)	1-2
April 10	KINGS 6	at Vancouver	1	2-2
April 12	KINGS 7	vs. Vancouver	4	3-2
April 14	KINGS 4	at Vancouver	1	4-2

DIVISION FINALS (Best-of-seven)

April 18	KINGS 4	vs. Edmonton	3 (OT)	1-0
April 20	Kings 3	vs. Edmonton	4 (2OT)	1-1
April 22	Kings 3	at Edmonton	4 (2OT)	1-2
April 24	Kings 2	at Edmonton	4	1-3
April 26	KINGS 5	vs. Edmonton	2	2-3
April 28	Kings 3	at Edmonton	4 (OT)	2-4

1992

DIVISION SEMIFINALS (Best-of-seven)

April 18	Kings 1	vs. Edmonton	3	0-1
April 20	KINGS 8	vs. Edmonton	5	1-1
April 22	Kings 3	at Edmonton	4	1-2
April 24	KINGS 4	at Edmonton	3	2-2
April 26	Kings 2	vs. Edmonton	5	2-3
April 28	Kings 0	at Edmonton	3	2-4

1993

DIVISION SEMIFINALS (Best-of-seven)

April 18	KINGS 6	at Calgary	3	1-0
April 21	Kings 4	at Calgary	9	1-1
April 23	Kings 2	vs. Calgary	5	1-2
April 25	KINGS 3	vs. Calgary	1	2-2
April 27	KINGS 9	at Calgary	4	3-2
April 29	KINGS 9	vs. Calgary	6	4-2

DIVISION FINALS (Best-of-seven)

May 2	Kings 2	at Vancouver	5	0-1
May 5	KINGS 6	at Vancouver	3	1-1
May 7	KINGS 7	vs. Vancouver	4	2-1
May 9	Kings 2	vs. Vancouver	7	2-2
May 11	KINGS 4	at Vancouver	3 (2OT)	3-2
May 13	KINGS 5	vs. Vancouver	3	4-2

CONFERENCE FINALS (Best-of-seven)

May 17	Kings 1	at Toronto	4	0-1
May 19	KINGS 3	at Toronto	2	1-1
May 21	KINGS 4	vs. Toronto	2	2-1
May 23	Kings 2	vs. Toronto	4	2-2
May 25	Kings 2	at Toronto	3 (OT)	2-3
May 27	KINGS 5	vs. Toronto	4 (OT)	3-3
May 29	KINGS 5	at Toronto	4	4-3

STANLEY CUP FINAL (Best-of-seven)

June 1	KINGS 4	at Montreal	1	1-0
June 3	Kings 2	at Montreal	3 (OT)	1-1
June 5	Kings 3	vs. Montreal	4 (OT)	1-2
June 7	Kings 2	vs. Montreal	3 (OT)	1-3
June 9	Kings 1	at Montreal	4	1-4

1998

CONFERENCE QUARTERFINALS (Best-of-seven)

April 23	Kings 3	at St. Louis	8	0-1
April 25	Kings 1	at St. Louis	2	0-2
April 27	Kings 3	vs. St. Louis	4	0-3
April 30	Kings 1	vs. St. Louis	2	0-4

2000

CONFERENCE QUARTERFINALS (Best-of-seven)

April 13	Kings 0	at Detroit	2	0-1
April 15	Kings 5	at Detroit	8	0-2
April 17	Kings 1	vs. Detroit	2	0-3
April 19	Kings 0	vs. Detroit	3	0-4

2001

CONFERENCE QUARTERFINALS (Best-of-seven)

April 11	Kings 3	at Detroit	5	0-1
April 14	Kings 0	at Detroit	4	0-2
April 15	KINGS 2	vs. Detroit	1	1-2
April 18	KINGS 4	vs. Detroit	3 (OT)	2-2
April 21	KINGS 3	at Detroit	2	3-2
April 23	KINGS 3	vs. Detroit	2 (OT)	4-2

CONFERENCE SEMIFINALS (Best-of-seven)

April 26	KINGS 4	at Colorado	3 (OT)	1-0
April 28	Kings 0	at Colorado	2	1-1
April 30	Kings 3	vs. Colorado	4	1-2
May 2	Kings 0	vs. Colorado	3	1-3
May 4	KINGS 1	at Colorado	0	2-3
May 6	KINGS 1	vs. Colorado	0 (2OT)	3-3
May 9	Kings 1	at Colorado	5	3-4

2002

CONFERENCE QUARTERFINALS (Best-of-seven)

April 18	Kings 3	at Colorado	4	0-1
April 20	Kings 3	at Colorado	5	0-2
April 22	KINGS 3	vs. Colorado	1	1-2
April 23	Kings 0	vs. Colorado	1	1-3
April 25	KINGS 1	at Colorado	0 (OT)	2-3
April 27	KINGS 3	vs. Colorado	1	3-3
April 29	Kings 0	at Colorado	4	3-4

2010

CONFERENCE QUARTERFINALS (Best-of-seven)

April 15	Kings 2	at Vancouver	3 (OT)	0-1
April 17	KINGS 3	at Vancouver	2 (OT)	1-1
April 19	KINGS 5	vs. Vancouver	3	2-1
April 21	Kings 4	vs. Vancouver	6	2-2
April 23	Kings 2	at Vancouver	7	2-3
April 25	Kings 2	vs. Vancouver	4	2-4

2011

CONFERENCE QUARTERFINALS (Best-of-seven)

April 14	Kings 2	at San Jose	3 (OT)	0-1
April 16	KINGS 4	at San Jose	0	1-1
April 19	Kings 5	vs. San Jose	6 (OT)	1-2
April 21	Kings 3	vs. San Jose	6	1-3
April 23	KINGS 3	at San Jose	1	2-3
April 25	Kings 3	vs. San Jose	4 (OT)	2-4

KINGS ALL-TIME PLAYOFF HISTORY

2012

CONFERENCE QUARTERFINALS (Best-of-seven)

April 11	KINGS 4	at Vancouver	2	1-0
April 13	KINGS 4	at Vancouver	2	2-0
April 15	KINGS 1	vs. Vancouver	0	3-0
April 18	Kings 1	vs. Vancouver	3	3-1
April 22	KINGS 2	at Vancouver	1 (OT)	4-1

CONFERENCE SEMIFINALS (Best-of-seven)

April 28	KINGS 3	at St. Louis	1	1-0
April 30	KINGS 5	at St. Louis	2	2-0
May 3	KINGS 4	vs. St. Louis	2	3-0
May 6	KINGS 3	vs. St. Louis	1	4-0

CONFERENCE FINALS (Best-of-seven)

May 13	KINGS 4	at Phoenix	2	1-0
May 15	KINGS 4	at Phoenix	0	2-0
May 17	KINGS 2	vs. Phoenix	1	3-0
May 20	Kings 0	vs. Phoenix	2	3-1
May 22	KINGS 4	at Phoenix	3 (OT)	4-1

STANLEY CUP FINAL (Best-of-seven)

May 30	KINGS 2	at New Jersey	1 (OT)	1-0
June 2	KINGS 2	at New Jersey	1 (OT)	2-0
June 4	KINGS 4	vs. New Jersey	0	3-0
June 6	Kings 1	vs. New Jersey	3	3-1
June 9	Kings 1	at New Jersey	2	3-2
June 11	KINGS 6	vs. New Jersey	1	4-2

2013

CONFERENCE QUARTERFINALS (Best-of-seven)

April 30	Kings 1	at St. Louis	2 (OT)	0-1
May 2	Kings 1	at St. Louis	2	0-2
May 4	KINGS 1	vs. St. Louis	0	1-2
May 6	KINGS 4	vs. St. Louis	3	2-2
May 8	KINGS 3	at St. Louis	2 (OT)	3-2
May 10	KINGS 2	vs. St. Louis	1	4-2

CONFERENCE SEMIFINALS (Best-of-seven)

May 14	KINGS 2	vs. San Jose	0	1-0
May 16	KINGS 4	vs. San Jose	3	2-0
May 18	Kings 1	at San Jose	2 (OT)	2-1
May 21	Kings 1	at San Jose	2	2-2
May 23	KINGS 3	vs. San Jose	0	3-2
May 26	Kings 1	at San Jose	2	3-3
May 28	KINGS 2	vs. San Jose	1	4-3

CONFERENCE FINALS (Best-of-seven)

June 1	Kings 1	at Chicago	2	0-1
June 2	Kings 2	at Chicago	4	0-2
June 4	KINGS 3	vs. Chicago	1	1-2
June 6	Kings 2	vs. Chicago	3	1-3
June 8	Kings 3	at Chicago	4 (2OT)	1-4

2014

FIRST ROUND (Best-of-seven)

April 17	Kings 3	at San Jose	6	0-1
April 20	Kings 2	at San Jose	7	0-2
April 22	Kings 3	vs. San Jose	4 (OT)	0-3
April 24	KINGS 6	vs. San Jose	3	1-3
April 26	KINGS 3	at San Jose	0	2-3
April 28	KINGS 4	vs. San Jose	1	3-3
April 30	KINGS 5	at San Jose	1	4-3

SECOND ROUND (Best-of-seven)

May 3	KINGS 3	at Anaheim	2 (OT)	1-0
May 5	KINGS 3	at Anaheim	1	2-0
May 8	Kings 2	vs. Anaheim	3	2-1
May 10	Kings 0	vs. Anaheim	2	2-2
May 12	Kings 3	at Anaheim	4	2-3
May 14	KINGS 2	vs. Anaheim	1	3-3
May 16	KINGS 6	at Anaheim	2	4-3

CONFERENCE FINALS (Best-of-seven)

May 18	Kings 1	at Chicago	3	0-1
May 21	KINGS 6	at Chicago	2	1-1
May 24	KINGS 4	vs. Chicago	3	2-1
May 26	KINGS 5	vs. Chicago	2	3-1
May 28	Kings 4	at Chicago	5 (2OT)	3-2
May 30	Kings 3	vs. Chicago	4	3-3
June 1	KINGS 5	at Chicago	4 (OT)	4-3

STANLEY CUP FINAL (Best-of-seven)

June 4	KINGS 3	vs. NY Rangers	2 (OT)	1-0
June 7	KINGS 5	vs. NY Rangers	4 (2OT)	2-0
June 9	KINGS 3	at NY Rangers	0	3-0
June 11	Kings 1	at NY Rangers	2	3-1
June 13	KINGS 3	vs. NY Rangers	2 (2OT)	4-1

2016

FIRST ROUND (Best-of-seven)

April 14	Kings 3	vs. San Jose	4	0-1
April 16	Kings 1	vs. San Jose	2	0-2
April 18	KINGS 2	at San Jose	1 (OT)	1-2
April 20	Kings 2	at San Jose	3	1-3
April 22	Kings 3	vs. San Jose	6	1-4

2018

FIRST ROUND (Best-of-seven)

April 11	Kings 0	at Vegas	1	0-1
April 13	Kings 1	at Vegas	2 (2OT)	0-2
April 15	Kings 2	vs. Vegas	3	0-3
April 17	Kings 0	vs. Vegas	1	0-4

KINGS 1968 PLAYOFF YEAR IN REVIEW

Quarterfinals Series vs. Minnesota (Lost 3-4)

SCORING PLAYER	GP	G	A	PTS	PIM	(+/-)	PPG	SHG	S
Doug Robinson	7	4	3	7	0	-2	0	0	18
Lowell MacDonald	7	3	4	7	2	-4	1	0	21
Eddie Joyal	7	4	1	5	2	-3	3	0	26
Gord Labossiere	7	2	3	5	24	2	0	0	12
Howie Menard	7	0	5	5	24	-2	0	0	18
Bill White	7	2	2	4	4	0	0	0	20
Ted Irvine	6	1	3	4	2	0	0	0	17
Bill Flett	7	1	2	3	8	-3	0	0	18
Howie Hughes	7	2	0	2	0	1	1	0	8
Real Lemieux	7	1	1	2	0	-1	0	0	10
Dave Amadio	7	0	2	2	8	1	0	0	11
Terry Gray	7	0	2	2	10	-3	0	0	11
Poul Popiel	3	1	0	1	4	-3	0	0	1
Mike Corbett	2	0	1	1	2	0	0	0	2
Dale Rolfe	7	0	1	1	14	-2	0	0	13
Bob Wall	7	0	1	1	0	-5	0	0	3
Wayne Rutledge	3	0	0	0	0	0	0	0	0
Terry Sawchuk	5	0	0	0	0	0	0	0	0
Brent Hughes	7	0	0	0	10	-1	0	0	9
Brian Smith	7	0	0	0	0	-7	0	0	8
Team PIM					2				
Team Totals	7	21	31	52	116	-24	5	0	226
GOALTENDER	GP	MIN	GA	SO	SA	S%	EN	AVG	W-L
Wayne Rutledge	3	149	8	0	73	.890	0	3.22	1-2
Terry Sawchuk	5	280	18	1	139	.871	0	3.86	2-2
Team Totals	7	429	26	1	212	.877	0	3.64	3-4

KINGS 1969 PLAYOFF YEAR IN REVIEW

Quarterfinals Series vs. Oakland (Won 4-3)

Semifinals Series vs. St. Louis (Lost 0-4)

TOTALS FOR 1969 (4-7)

SCORING PLAYER	GP	G	A	PTS	PIM	(+/-)	PPG	SHG	S
Bill Flett	11	3	4	7	11	1	1	0	19
Ted Irvine	11	5	1	6	7	-3	1	0	29
Eddie Joyal	11	3	3	6	0	-3	1	0	43
Gary Croteau	11	3	2	5	8	-7	1	0	26
Howie Menard	11	3	2	5	12	-1	1	0	17
Lowell MacDonald	8	2	3	5	0	0	0	1	19
Bill White	11	1	4	5	8	-4	0	0	27
Brent Hughes	11	1	3	4	37	-2	0	0	17
Real Lemieux	11	1	3	4	10	-6	1	0	16
Dale Rolfe	10	0	4	4	8	-6	0	0	21
Bryan Campbell	6	2	1	3	0	1	0	1	13
Billy Inglis	11	1	2	3	4	-4	0	0	15
Larry Cahan	11	1	1	2	22	-5	0	0	32
Bob Wall	8	0	2	2	0	-5	0	0	9
Jimmy Peters	11	0	2	2	4	-1	0	0	8
Skip Krake	6	1	0	1	15	-1	0	0	10
Dave Amadio	9	1	0	1	10	-3	0	0	6
Gerry Desjardins	9	0	1	1	0	0	0	0	0
Jacques Lemieux	1	0	0	0	0	0	0	0	0
Ron Anderson	4	0	0	0	2	-2	0	0	0
Wayne Rutledge	5	0	0	0	4	0	0	0	0
Howie Hughes	7	0	0	0	2	-7	0	0	9
Team PIM					0				
Team Totals	11	28	38	66	164	-58	6	2	336
GOALTENDER	GP	MIN	GA	SO	SA	S%	EN	AVG	W-L
Wayne Rutledge	5	228	12	0	113	.894	1	3.15	1-3
Gerry Desjardins	9	431	28	0	202	.861	0	3.90	3-4
Empty Net Goals			1		1				
Team Totals	11	660	41	0	316	.870	1	3.73	4-7

KINGS 1974 PLAYOFF YEAR IN REVIEW

Quarterfinals Series vs. Chicago (Lost 1-4)

SCORING PLAYER	GP	G	A	PTS	PIM	(+/-)	PPG	SHG	S
Tommy Williams	5	3	1	4	0	2	1	0	14
Mike Murphy	5	0	4	4	0	1	0	0	9
Gene Carr	5	2	1	3	14	2	1	0	8
Bob Nevin	5	1	0	1	2	-2	0	0	9
Juha Widing	5	1	0	1	2	-4	0	0	12
Mike Corrigan	3	0	1	1	4	-2	0	0	7
Butch Goring	5	0	1	1	0	-1	0	0	12
Sheldon Kannegiesser	5	0	1	1	0	-1	0	0	7
Barry Long	5	0	1	1	18	-3	0	0	12
Randy Rota	5	0	1	1	0	0	0	0	2
Gary Edwards	1	0	0	0	0	0	0	0	0
Larry Brown	2	0	0	0	0	0	0	0	0
Neil Komadoski	2	0	0	0	12	0	0	0	0
Bill Lesuk	2	0	0	0	4	0	0	0	1
Rogie Vachon	4	0	0	0	0	0	0	0	0
Bob Berry	5	0	0	0	0	-4	0	0	2
Terry Harper	5	0	0	0	16	-3	0	0	7
Don Kozak	5	0	0	0	33	-3	0	0	2
Dan Maloney	5	0	0	0	2	-2	0	0	10
Bob Murdoch	5	0	0	0	2	0	0	0	21
Frank St. Marseille	5	0	0	0	0	-2	0	0	11
Team PIM					2				
Team Totals	5	7	11	18	111	-22	2	0	146
GOALTENDER	GP	MIN	GA	SO	SA	S%	EN	AVG	W-L
Gary Edwards	1	60	1	0	23	.957	0	1.00	1-0
Rogie Vachon	4	237	7	0	96	.927	2	1.77	0-4
Empty Net Goals			2		2				
Team Totals	5	300	10	0	121	.917	2	2.00	1-4

KINGS 1975 PLAYOFF YEAR IN REVIEW

Preliminary Round vs. Toronto (Lost 1-2)

SCORING PLAYER	GP	G	A	PTS	PIM	(+/-)	PPG	SHG	S
Mike Murphy	3	3	0	3	4	-4	2	0	10
Bob Berry	3	1	2	3	2	3	0	0	5
Gene Carr	3	1	2	3	29	-2	0	0	5
Don Kozak	3	1	1	2	7	3	0	0	9
Larry Brown	3	0	2	2	0	-1	0	0	6
Juha Widing	3	0	2	2	0	1	0	0	6
Sheldon Kannegiesser	3	0	1	1	4	-2	0	0	3
Bob Murdoch	3	0	1	1	4	-2	0	0	9
Frank St. Marseille	3	0	1	1	0	-1	0	0	6
Dave Hutchison	2	0	0	0	22	0	0	0	3
Mike Corrigan	3	0	0	0	4	-3	0	0	8
Butch Goring	3	0	0	0	0	-1	0	0	3
Terry Harper	3	0	0	0	2	-1	0	0	3
Neil Komadoski	3	0	0	0	2	0	0	0	0
Dan Maloney	3	0	0	0	2	-1	0	0	13
Bob Nevin	3	0	0	0	0	-1	0	0	3
Rogie Vachon	3	0	0	0	0	0	0	0	0
Tommy Williams	3	0	0	0	0	-1	0	0	3
Team PIM					0				
Team Totals	3	6	12	18	82	-13	2	0	95
GOALTENDER	GP	MIN	GA	SO	SA	S%	EN	AVG	W-L
Rogie Vachon	3	198	7	0	99	.929	0	2.12	1-2
Team Totals	3	199	7	0	99	.929	0	2.11	1-2

KINGS 1976 PLAYOFF YEAR IN REVIEW

 Preliminary Round vs. Atlanta (Won 2-0)
 Quarterfinals Series vs. Boston (Lost 3-4)
TOTALS FOR 1976 (5-4)

SCORING PLAYER	GP	G	A	PTS	PIM	(+/-)	PPG	SHG	S
Marcel Dionne	9	6	1	7	0	0	3	0	30
Butch Goring	9	2	3	5	4	-2	1	0	25
Mike Murphy	9	1	4	5	6	-3	1	0	22
Bob Murdoch	9	0	5	5	15	-2	0	0	19
Mike Corrigan	9	2	2	4	12	-1	0	0	14
Tommy Williams	9	2	2	4	2	1	0	0	21
Bob Nevin	9	2	1	3	4	0	0	0	12
Dave Hutchison	9	0	3	3	29	0	0	0	8
Bob Berry	9	1	1	2	0	-2	0	0	15
Don Kozak	9	1	0	1	12	-1	0	0	8
Vic Venasky	9	0	1	1	6	-2	0	0	9
Gary Edwards	2	0	0	0	0	0	0	0	0
Rogie Vachon	7	0	0	0	0	0	0	0	0
Bert Wilson	8	0	0	0	24	-2	0	0	5
Larry Brown	9	0	0	0	2	-3	0	0	4
Ab DeMarco	9	0	0	0	11	-3	0	0	14
Sheldon Kannegiesser	9	0	0	0	4	0	0	0	3
Neil Komadoski	9	0	0	0	18	0	0	0	16
Frank St. Marseille	9	0	0	0	0	-1	0	0	3
Team PIM					0				
Team Totals	9	17	23	40	149	-21	5	0	228
GOALTENDER	GP	MIN	GA	SO	SA	S%	EN	AVG	W-L
Rogie Vachon	7	438	17	1	193	.912	1	2.33	4-3
Gary Edwards	2	120	9	0	70	.871	0	4.50	1-1
Empty Net Goals			1		1				
Team Totals	9	559	27	1	264	.898	1	2.90	5-4

KINGS 1977 PLAYOFF YEAR IN REVIEW

 Preliminary Round vs. Atlanta (Won 2-1)
 Quarterfinals Series vs. Boston (Lost 2-4)
TOTALS FOR 1977 (4-5)

SCORING PLAYER	GP	G	A	PTS	PIM	(+/-)	PPG	SHG	S
Marcel Dionne	9	5	9	14	2	-4	1	0	38
Mike Murphy	9	4	9	13	4	1	1	0	14
Butch Goring	9	7	5	12	0	-2	3	0	26
Gary Sargent	9	3	4	7	6	-6	2	0	14
Tommy Williams	9	3	4	7	2	-3	1	0	20
Don Kozak	9	4	1	5	17	-3	1	0	11
Bob Murdoch	9	2	3	5	14	-2	1	0	14
Dave Hutchison	9	1	4	5	17	1	0	0	11
Vic Venasky	9	1	4	5	6	-1	1	0	4
Glenn Goudup	8	2	2	4	2	-1	0	0	6
Bob Berry	9	0	3	3	4	-4	0	0	5
Gene Carr	9	1	1	2	2	-1	0	0	7
Dave Schultz	9	1	1	2	45	-1	1	0	6
Bert Wilson	8	0	2	2	12	-2	0	0	2
Neil Komadoski	9	0	2	2	15	-2	0	0	6
Frank St. Marseille	9	1	0	1	2	-4	0	0	5
Larry Brown	9	0	1	1	6	-5	0	0	5
Steve Clippingdale	1	0	0	0	0	0	0	0	0
Ab DeMarco	1	0	0	0	2	0	0	0	2
Gary Simmons	1	0	0	0	0	0	0	0	0
Rogie Vachon	9	0	0	0	0	0	0	0	0
Team PIM					0				
Team Totals	9	35	55	90	158	-39	12	0	196
GOALTENDER	GP	MIN	GA	SO	SA	S%	EN	AVG	W-L
Gary Simmons	1	20	1	0	7	.857	0	3.00	0-0
Rogie Vachon	9	518	36	0	272	.868	0	4.17	4-5
Team Totals	9	540	37	0	279	.867	0	4.11	4-5

KINGS 1978 PLAYOFF YEAR IN REVIEW

Preliminary Round vs. Toronto (Lost 0-2)

SCORING PLAYER	GP	G	A	PTS	PIM	(+/-)	PPG	SHG	S
Darryl Edestrand	2	1	1	2	4	-1	0	0	10
Danny Grant	2	0	2	2	2	-1	0	0	2
Glenn Goldup	2	1	0	1	11	0	0	0	2
Pete Stenkowski	2	1	0	1	2	0	0	0	2
Syl Apps Jr.	2	0	1	1	0	-3	0	0	1
Bob Murdoch	2	0	1	1	5	-4	0	0	2
Larry Brown	1	0	0	0	2	-1	0	0	0
Vic Venasky	1	0	0	0	0	-1	0	0	0
Marcel Dionne	2	0	0	0	0	-1	0	0	2
Butch Goring	2	0	0	0	2	-2	0	0	2
Randy Manery	2	0	0	0	2	0	0	0	3
Hartland Monahan	2	0	0	0	0	-2	0	0	0
Mike Murphy	2	0	0	0	0	-3	0	0	5
Rob Palmer	2	0	0	0	0	-2	0	0	3
Gary Sargent	2	0	0	0	0	-4	0	0	7
Dave Taylor	2	0	0	0	5	-2	0	0	3
Rogie Vachon	2	0	0	0	2	0	0	0	0
Tommy Williams	2	0	0	0	0	-3	0	0	0
Bert Wilson	2	0	0	0	2	0	0	0	1
Team PIM					0				
Team Totals	2	3	5	8	39	-30	0	0	47
GOALTENDER	GP	MIN	GA	SO	SA	S%	EN	AVG	W-L
Rogie Vachon	2	120	11	0	51	.784	0	5.50	0-2
Team Totals	2	120	11	0	51	.784	0	5.50	0-2

KINGS 1979 PLAYOFF YEAR IN REVIEW

Preliminary Round vs. NY Rangers (Lost 0-2)

SCORING PLAYER	GP	G	A	PTS	PIM	(+/-)	PPG	SHG	S
Syl Apps Jr.	2	1	0	1	0	-2	1	0	3
Charlie Simmer	2	1	0	1	2	-3	1	0	10
Marcel Dionne	2	0	1	1	0	-5	0	0	14
Glenn Goldup	2	0	1	1	9	-1	0	0	2
Mike Murphy	2	0	1	1	0	-2	0	0	0
Doug Halward	1	0	0	0	12	0	0	0	1
Richard Mulhern	1	0	0	0	0	-3	0	0	1
Tommy Williams	1	0	0	0	0	0	0	0	0
Murray Wilson	1	0	0	0	0	-1	0	0	1
Darryl Edestrand	2	0	0	0	6	-3	0	0	1
Butch Goring	2	0	0	0	0	0	0	0	2
Rick Hampton	2	0	0	0	0	0	0	0	4
Mark Heaslip	2	0	0	0	2	0	0	0	1
Randy Holt	2	0	0	0	4	0	0	0	3
Steve Jensen	2	0	0	0	0	-1	0	0	7
Mario Lessard	2	0	0	0	0	0	0	0	0
Randy Manery	2	0	0	0	6	0	0	0	7
Rob Palmer	2	0	0	0	2	-5	0	0	4
Dave Taylor	2	0	0	0	2	-4	0	0	7
Vic Venasky	2	0	0	0	0	0	0	0	0
Team PIM					0				
Team Totals	2	2	3	5	45	-30	2	0	68
GOALTENDER	GP	MIN	GA	SO	SA	S%	EN	AVG	W-L
Mario Lessard	2	126	9	0	73	.877	0	4.28	0-2
Team Totals	2	126	9	0	73	.877	0	4.28	0-2

KINGS 1980 PLAYOFF YEAR IN REVIEW

Preliminary Round vs. NY Islanders (Lost 1-3)

SCORING PLAYER	GP	G	A	PTS	PIM	(+/-)	PPG	SHG	S
Dave Taylor	4	2	1	3	4	-2	0	0	8
Rob Palmer	4	1	2	3	4	-2	0	0	7
Marcel Dionne	4	0	3	3	4	-4	0	0	18
Charlie Simmer	3	2	0	2	0	-3	1	0	4
Steve Carlson	4	1	1	2	7	-3	0	0	6
Mark Hardy	4	1	1	2	9	-3	0	0	5
Glenn Goldup	4	1	0	1	0	-4	0	0	7
Mike Murphy	4	1	0	1	2	-2	0	1	6
Andre St. Laurent	4	1	0	1	0	-4	0	1	4
Jerry Korab	3	0	1	1	11	-1	0	0	8
Dean Hopkins	4	0	1	1	5	-1	0	0	0
Dave Lewis	4	0	1	1	2	-3	0	0	2
Barry Gibbs	1	0	0	0	0	-6	0	0	0
Doug Halward	1	0	0	0	0	0	0	0	0
Doug Keans	1	0	0	0	0	0	0	0	0
Brad Selwood	1	0	0	0	0	-1	0	0	0
Don Howse	2	0	0	0	0	0	0	0	3
Bert Wilson	2	0	0	0	4	1	0	0	1
John Paul Kelly	3	0	0	0	2	-1	0	0	2
Billy Harris	4	0	0	0	2	-6	0	0	7
Steve Jensen	4	0	0	0	2	-3	0	0	4
Mario Lessard	4	0	0	0	0	0	0	0	0
Jay Wells	4	0	0	0	11	-3	0	0	7
Team PIM					2				
Team Totals	4	10	11	21	73	-51	1	2	99
GOALTENDER	GP	MIN	GA	SO	SA	S%	EN	AVG	W-L
Mario Lessard	4	206	14	0	117	.880	0	4.07	1-2
Doug Keans	1	40	7	0	20	.650	0	10.50	0-1
Team Totals	4	247	21	0	137	.847	0	5.10	1-3

KINGS 1981 PLAYOFF YEAR IN REVIEW

Preliminary Round vs. NY Rangers (Lost 1-3)

SCORING PLAYER	GP	G	A	PTS	PIM	(+/-)	PPG	SHG	S
Dave Taylor	4	2	2	4	10	-3	1	0	7
Marcel Dionne	4	1	3	4	7	-6	1	0	13
Larry Murphy	4	3	0	3	2	-2	1	0	8
Billy Harris	4	2	1	3	0	-4	0	0	13
Mark Hardy	4	1	2	3	4	-2	1	0	12
Dan Bonar	4	1	1	2	11	-1	0	1	5
Steve Jensen	4	0	2	2	7	-7	0	0	13
Dave Lewis	4	0	2	2	4	-4	0	0	3
Don Luce	4	0	2	2	2	-2	0	0	3
Greg Terrion	3	1	0	1	4	-2	1	0	4
Dean Hopkins	4	1	0	1	9	-1	0	0	4
Mike Murphy	1	0	1	1	0	0	0	0	1
Andre St. Laurent	3	0	1	1	9	-3	0	0	3
Rick Chartraw	4	0	1	1	4	-7	0	0	10
Jim Fox	4	0	1	1	0	-7	0	0	12
John Paul Kelly	4	0	1	1	25	-2	0	0	7
Rick Martin	1	0	0	0	0	0	0	0	1
Jim Rutherford	1	0	0	0	0	0	0	0	0
Jerry Korab	4	0	0	0	33	-5	0	0	1
Mario Lessard	4	0	0	0	0	0	0	0	0
Jay Wells	4	0	0	0	27	-6	0	0	4
Team PIM					0				
Team Totals	4	12	20	32	158	-64	5	1	124
GOALTENDER	GP	MIN	GA	SO	SA	S%	EN	AVG	W-L
Mario Lessard	4	219	20	0	123	.837	1	5.48	1-3
Jim Rutherford	1	20	2	0	8	.750	0	6.00	0-0
Empty Net Goals			1		1				
Team Totals	4	240	23	0	132	.826	1	5.75	1-3

KINGS 1982 PLAYOFF YEAR IN REVIEW

Smythe Division Semifinals Series vs. Edmonton (Won 3-2)

Smythe Division Finals Series vs. Vancouver (Lost 1-4)

TOTALS FOR 1982 (4-6)

SCORING PLAYER	GP	G	A	PTS	PIM	(+/-)	PPG	SHG	S
Daryl Evans	10	5	8	13	12	9	1	0	39
Marcel Dionne	10	7	4	11	0	2	4	0	44
Charlie Simmer	10	4	7	11	22	1	0	0	19
Dave Taylor	10	4	6	10	20	-1	3	0	23
Larry Murphy	10	2	8	10	12	3	1	0	28
Steve Bozek	10	4	1	5	6	-8	2	0	17
Doug Smith	10	3	2	5	11	-2	1	0	27
Dan Bonar	10	2	3	5	11	2	0	0	13
Jim Fox	9	1	4	5	0	-6	0	0	12
Bernie Nicholls	10	4	0	4	23	-9	0	0	44
Jay Wells	10	1	3	4	41	2	0	0	9
Dean Hopkins	10	0	4	4	15	-2	0	0	9
Dave Lewis	10	0	4	4	36	1	0	0	4
Mike Murphy	10	2	1	3	32	4	0	0	12
Mark Hardy	10	1	2	3	9	-6	0	0	11
Rick Chartraw	10	0	2	2	17	-6	0	0	9
Jerry Korab	10	0	2	2	26	-4	0	0	17
Mario Lessard	10	0	2	2	2	0	0	0	0
John Paul Kelly	10	1	0	1	14	-8	1	0	13
Brock Tredway	1	0	0	0	0	-1	0	0	3
Doug Keans	2	0	0	0	0	0	0	0	0
Team PIM					0				
Team Totals	10	41	63	104	309	-29	13	0	353
GOALTENDER	GP	MIN	GA	SO	SA	S%	EN	AVG	W-L
Doug Keans	2	31	1	0	5	.800	0	1.96	0-1
Mario Lessard	10	580	41	0	311	.868	0	4.24	4-5
Team Totals	10	615	42	0	316	.867	0	4.10	4-6

KINGS 1985 PLAYOFF YEAR IN REVIEW

Smythe Division Semifinals Series vs. Edmonton (Lost 0-3)

SCORING PLAYER	GP	G	A	PTS	PIM	(+/-)	PPG	SHG	S
Dave Taylor	3	2	2	4	8	0	0	0	11
Marcel Dionne	3	1	2	3	2	-1	1	0	13
Bernie Nicholls	3	1	1	2	9	-2	0	0	15
Terry Ruskowski	3	0	2	2	0	-1	0	0	3
Garry Galley	3	1	0	1	2	1	0	0	7
Craig Redmond	3	1	0	1	2	-4	0	0	4
Doug Smith	3	1	0	1	4	-2	0	0	6
Bob Miller	2	0	1	1	0	1	0	0	1
Jim Fox	3	0	1	1	0	-3	0	0	5
Mark Hardy	3	0	1	1	2	-2	0	0	7
Brian MacLellan	3	0	1	1	0	0	0	0	9
Phil Sykes	3	0	1	1	4	-2	0	0	7
Jay Wells	3	0	1	1	0	-1	0	0	3
John Paul Kelly	1	0	0	0	0	0	0	0	0
Brian Engblom	3	0	0	0	2	-4	0	0	2
Anders Hakansson	3	0	0	0	0	0	0	0	1
Ken Hammond	3	0	0	0	4	1	0	0	3
Bob Janecyk	3	0	0	0	0	0	0	0	0
Steve Shutt	3	0	0	0	4	-4	0	0	6
Dave Williams	3	0	0	0	4	-2	0	0	3
Team PIM					0				
Team Totals	3	7	13	20	47	-25	1	0	106
GOALTENDER	GP	MIN	GA	SO	SA	S%	EN	AVG	W-L
Bob Janecyk	3	183	10	0	99	.899	1	3.28	0-3
Empty Net Goals			1		1				
Team Totals	3	184	11	0	100	.890	1	3.59	0-3

KINGS 1987 PLAYOFF YEAR IN REVIEW

Smythe Division Semifinals Series vs. Edmonton (Lost 1-4)

SCORING PLAYER	GP	G	A	PTS	PIM	(+/-)	PPG	SHG	S
Bernie Nicholls	5	2	5	7	6	1	1	0	16
Jim Fox	5	3	2	5	0	-2	1	0	20
Dave Williams	5	3	2	5	30	-2	0	0	10
Dave Taylor	5	2	3	5	6	-2	1	0	8
Luc Robitaille	5	1	4	5	2	-7	0	0	5
Steve Duchesne	5	2	2	4	4	-8	1	0	7
Jay Wells	5	1	3	4	10	-3	1	0	7
Bob Carpenter	5	1	2	3	2	-4	0	0	4
Jimmy Carson	5	1	2	3	6	-6	0	0	14
Mark Hardy	5	1	2	3	10	-3	0	0	4
Bob Bourne	5	2	0	2	0	0	0	0	5
Bryan Erickson	5	1	1	2	0	0	0	0	3
Dean Kennedy	5	0	2	2	10	1	0	0	1
Sean McKenna	5	0	1	1	0	-4	0	0	6
Phil Sykes	5	0	1	1	8	-2	0	0	3
Darren Eliot	1	0	0	0	0	0	0	0	0
Paul Guay	2	0	0	0	0	1	0	0	1
Joe Paterson	2	0	0	0	0	-2	0	0	1
Morris Lukowich	3	0	0	0	8	1	0	0	5
Tom Laidlaw	5	0	0	0	2	-9	0	0	0
Grant Ledyard	5	0	0	0	10	-2	0	0	8
Roland Melanson	5	0	0	0	4	0	0	0	0
Team PIM					0				
Team Totals	5	20	32	52	118	-44	5	0	127
GOALTENDER	GP	MIN	GA	SO	SA	S%	EN	AVG	W-L
Roland Melanson	5	258	24	0	153	.843	1	5.58	1-4
Darren Eliot	1	40	7	0	29	.759	0	10.50	0-0
Empty Net Goals			1		1				
Team Totals	5	300	32	0	183	.825	1	6.40	1-4

KINGS 1988 PLAYOFF YEAR IN REVIEW

Smythe Division Semifinals Series vs. Calgary (Lost 1-4)

SCORING PLAYER	GP	G	A	PTS	PIM	(+/-)	PPG	SHG	S
Jimmy Carson	5	5	3	8	4	-2	1	0	16
Bernie Nicholls	5	2	6	8	11	-3	1	0	22
Luc Robitaille	5	2	5	7	18	-8	2	0	6
Dave Taylor	5	3	3	6	6	-3	2	0	16
Steve Duchesne	5	1	3	4	14	-5	1	0	11
Paul Fenton	5	2	1	3	2	-3	1	0	9
Jay Wells	5	1	2	3	21	0	0	0	3
Bob Carpenter	5	1	1	2	0	-7	0	0	13
Tom Laidlaw	5	0	2	2	4	-8	0	0	1
Chris Kontos	4	1	0	1	4	-3	0	0	6
Craig Laughlin	3	0	1	1	2	-1	0	0	4
Paul Guay	4	0	1	1	8	-1	0	0	2
Dean Kennedy	4	0	1	1	10	4	0	0	2
Ken Baumgartner	5	0	1	1	28	-6	0	0	4
Bob Bourne	5	0	1	1	0	-1	0	0	2
John English	1	0	0	0	0	0	0	0	0
Jim Fox	1	0	0	0	0	-2	0	0	0
Eric Germain	1	0	0	0	4	-1	0	0	0
Roland Melanson	1	0	0	0	0	0	0	0	0
Lyle Phair	1	0	0	0	0	-1	0	0	0
Ron Duguay	2	0	0	0	0	-1	0	0	0
Ken Hammond	2	0	0	0	4	-5	0	0	2
Larry Playfair	3	0	0	0	14	1	0	0	1
Glenn Healy	4	0	0	0	4	0	0	0	0
Phil Sykes	4	0	0	0	0	-3	0	0	5
Mike Allison	5	0	0	0	16	-3	0	0	0
Team PIM					4				
Team Totals	5	18	31	49	178	-62	8	0	125
GOALTENDER	GP	MIN	GA	SO	SA	S%	EN	AVG	W-L
Glenn Healy	4	238	20	0	127	.843	1	5.04	1-3
Roland Melanson	1	60	9	0	50	.820	0	9.00	0-1
Empty Net Goals			1		1				
Team Totals	5	300	30	0	178	.831	1	6.00	1-4

KINGS 1989 PLAYOFF YEAR IN REVIEW

Smythe Division Semifinals Series vs. Edmonton (Won 4-3)

Smythe Division Finals Series vs. Calgary (Lost 0-4)

TOTALS FOR 1989 (4-7)

SCORING PLAYER	GP	G	A	PTS	PIM	(+/-)	PPG	SHG	S
Wayne Gretzky	11	5	17	22	0	-4	1	1	42
Bernie Nicholls	11	7	9	16	12	-2	3	0	50
Chris Kontos	11	9	0	9	8	-3	6	0	31
Steve Duchesne	11	4	4	8	12	-4	2	0	23
Luc Robitaille	11	2	6	8	10	0	0	0	24
Steve Kasper	11	1	5	6	10	-2	0	0	18
Dave Taylor	11	1	5	6	19	0	1	0	17
Tom Laidlaw	11	2	3	5	6	-3	0	0	9
Mike Krushelnyski	11	1	4	5	4	-7	1	0	21
Jim Wiener	10	2	1	3	19	-4	0	0	11
Dale Degray	8	1	2	3	12	-2	1	0	10
Dean Kennedy	11	0	2	2	8	-2	0	0	4
Marty McSorley	11	0	2	2	33	-6	0	0	16
Mike Allison	7	1	0	1	10	-2	0	0	6
Doug Crossman	2	0	1	1	2	1	0	0	1
Jay Miller	11	0	1	1	63	-4	0	0	6
Tim Watters	11	0	1	1	6	1	0	0	7
Petr Prajslar	1	0	0	0	0	-1	0	0	2
Igor Liba	2	0	0	0	2	0	0	0	0
Glenn Healy	3	0	0	0	2	0	0	0	0
Phil Sykes	3	0	0	0	8	0	0	0	0
Ken Baumgartner	5	0	0	0	8	-2	0	0	1
John Tonelli	6	0	0	0	8	-3	0	0	11
Kelly Hrudey	10	0	0	0	0	0	0	0	0
Ron Duguay	11	0	0	0	6	-2	0	0	12
Team PIM					2				
Team Totals	11	36	63	99	270	-51	15	1	322
GOALTENDER	GP	MIN	GA	SO	SA	S%	EN	AVG	W-L
Kelly Hrudey	10	566	35	0	292	.880	1	3.71	4-6
Glenn Healy	3	97	6	0	59	.898	0	3.71	0-1
Empty Net Goals			1		1				
Team Totals	11	668	42	0	352	.881	1	3.77	4-7

KINGS 1990 PLAYOFF YEAR IN REVIEW

Smythe Division Semifinals Series vs. Calgary (Won 4-2)

Smythe Division Finals Series vs. Edmonton (Lost 0-4)

TOTALS FOR 1990 (4-6)

SCORING PLAYER	GP	G	A	PTS	PIM	(+/-)	PPG	SHG	S
Todd Elik	10	3	9	12	10	1	1	0	30
Steve Duchesne	10	2	9	11	6	-2	1	0	32
Luc Robitaille	10	5	5	10	12	-5	1	0	28
Wayne Gretzky	7	3	7	10	0	-4	1	0	13
Tony Granato	10	5	4	9	12	-2	2	1	26
Tomas Sandstrom	10	5	4	9	19	-5	0	0	26
Dave Taylor	6	4	4	8	6	2	2	0	11
Larry Robinson	10	2	3	5	10	2	0	0	12
Rob Blake	8	1	3	4	4	-4	1	0	11
Mike Krushelnyski	10	1	3	4	12	0	0	0	16
Marty McSorley	10	1	3	4	18	-8	1	0	26
Bob Kudelski	8	1	2	3	2	-5	0	0	9
John Tonelli	10	1	2	3	6	-6	0	0	14
Steve Kasper	10	1	1	2	2	-4	0	0	13
Jay Miller	10	1	1	2	10	-6	0	0	1
Brian Benning	7	0	2	2	6	-9	0	0	12
Mike Allison	4	1	0	1	2	-2	0	1	5
Chris Kontos	5	1	0	1	0	-6	1	0	8
Keith Crowder	7	1	0	1	9	-1	0	0	8
Bob Halkidis	8	0	1	1	8	-7	0	0	10
Kelly Hrudey	9	0	1	1	0	0	0	0	0
Mikko Makela	1	0	0	0	0	0	0	0	0
Ron Scott	1	0	0	0	0	0	0	0	0
Scott Bjurgstad	2	0	0	0	2	-1	0	0	0
Mario Gosselin	3	0	0	0	0	0	0	0	0
Petr Prajslar	3	0	0	0	0	-1	0	0	0
Tim Watters	4	0	0	0	6	4	0	0	0
Team PIM					2				
Team Totals	10	39	64	103	164	-69	11	2	311
GOALTENDER	GP	MIN	GA	SO	SA	S%	EN	AVG	W-L
Mario Gosselin	3	62	3	0	22	.864	1	2.90	0-2
Kelly Hrudey	9	539	39	0	264	.852	1	4.34	4-4
Ron Scott	1	32	4	0	10	.600	0	7.50	0-0
Empty Net Goals			2		2				
Team Totals	10	637	48	0	298	.839	2	4.52	4-6

KINGS 1991 PLAYOFF YEAR IN REVIEW

Smythe Division Semifinals Series vs. Vancouver (Won 4-2)

Smythe Division Finals Series vs. Edmonton (Lost 2-4)

TOTALS FOR 1991 (6-6)

SCORING PLAYER	GP	G	A	PTS	PIM	(+/-)	PPG	SHG	S
Luc Robitaille	12	12	4	16	22	-2	5	0	44
Wayne Gretzky	12	4	11	15	2	0	1	0	26
Steve Duchesne	12	4	8	12	8	7	1	0	39
Steve Kasper	10	4	6	10	8	4	0	1	11
Mike Donnelly	12	5	4	9	6	6	0	0	29
Todd Elik	12	2	7	9	6	0	0	0	32
Tomas Sandstrom	10	4	4	8	14	1	3	0	32
John Tonelli	12	2	4	6	12	1	1	0	16
Bob Kudelski	8	3	2	5	2	4	0	0	13
Rob Blake	12	1	4	5	26	-1	1	0	19
Tony Granato	12	1	4	5	28	1	0	0	32
Larry Robinson	12	1	4	5	15	7	0	0	15
Brian Benning	12	0	5	5	6	1	0	0	19
Dave Taylor	12	2	1	3	12	-3	0	0	25
Brad Jones	8	1	1	2	2	2	0	0	6
Rod Buskas	2	0	2	2	22	2	0	0	2
Ilkka Sinisalo	2	0	1	1	0	1	0	0	2
John McIntyre	12	0	1	1	24	-2	0	0	5
Scott Bjurgstad	2	0	0	0	0	0	0	0	5
Bob Halkidis	3	0	0	0	0	-2	0	0	2
Tim Watters	7	0	0	0	12	-4	0	0	4
Jay Miller	8	0	0	0	17	-1	0	0	2
Kelly Hrudey	12	0	0	0	2	0	0	0	0
Marty McSorley	12	0	0	0	58	-1	0	0	30
Team PIM					2				
Team Totals	12	46	73	119	306	21	12	1	410
GOALTENDER	GP	MIN	GA	SO	SA	S%	EN	AVG	W-L
Kelly Hrudey	12	798	37	0	382	.903	0	2.78	6-6
Team Totals	12	799	37	0	382	.903	0	2.78	6-6

KINGS 1992 PLAYOFF YEAR IN REVIEW

Smythe Division Semifinals Series vs. Edmonton (Lost 2-4)

SCORING PLAYER	GP	G	A	PTS	PIM	(+/-)	PPG	SHG	S
Paul Coffey	6	4	3	7	2	-5	3	0	28
Luc Robitaille	6	3	4	7	12	-1	1	0	28
Wayne Gretzky	6	2	5	7	2	-3	1	0	11
Tony Granato	6	1	5	6	10	1	0	0	19
John McIntyre	6	0	4	4	12	2	0	0	0
Rob Blake	6	2	1	3	12	2	0	0	12
Jari Kurri	4	1	2	3	4	1	1	0	10
Tomas Sandstrom	6	0	3	3	8	-2	0	0	13
Jay Miller	5	1	1	2	12	2	0	0	3
Charlie Huddy	6	1	1	2	10	-2	0	0	12
Dave Taylor	6	1	1	2	20	0	0	0	5
Mike Donnelly	6	1	0	1	4	-2	0	0	14
Marty McSorley	6	1	0	1	21	1	0	0	10
Kyosti Karjalainen	3	0	1	1	2	0	0	0	2
Corey Millen	6	0	1	1	6	-2	0	0	6
Larry Robinson	2	0	0	0	0	-2	0	0	1
Brent Thompson	4	0	0	0	4	1	0	0	2
Peter Ahola	6	0	0	0	2	4	0	0	8
Kelly Hrudey	6	0	0	0	0	0	0	0	0
Bob Kudelski	6	0	0	0	0	-1	0	0	5
Tim Watters	6	0	0	0	8	0	0	0	3
Team PIM					0				
Team Totals	6	18	32	50	151	-6	6	0	192
GOALTENDER	GP	MIN	GA	SO	SA	S%	EN	AVG	W-L
Kelly Hrudey	6	355	22	0	179	.877	1	3.72	2-4
Empty Net Goals			1		1				
Team Totals	6	360	23	0	180	.872	1	3.83	2-4

KINGS 1993 PLAYOFF YEAR IN REVIEW

Smythe Division Semifinals Series vs. Calgary (Won 4-2)

Smythe Division Finals Series vs. Vancouver (Won 4-2)

Campbell Conference Finals Series vs. Toronto (Won 4-3)

Stanley Cup Final Series vs. Montreal (Lost 1-4)

TOTALS FOR 1993 (13-11)

SCORING PLAYER	GP	G	A	PTS	PIM	(+/-)	PPG	SHG	S
Wayne Gretzky	24	15	25	40	4	6	4	1	76
Tomas Sandstrom	24	8	17	25	12	-2	2	0	61
Luc Robitaille	24	9	13	22	28	-13	4	0	71
Jari Kurri	24	9	8	17	12	2	2	2	50
Tony Granato	24	6	11	17	50	3	1	0	77
Warren Rychel	23	6	7	13	39	4	0	0	27
Mike Donnelly	24	6	7	13	14	3	0	0	43
Alexei Zhitnik	24	3	9	12	26	-4	2	0	42
Darryl Sydor	24	3	8	11	16	4	2	0	29
Pat Conacher	24	6	4	10	6	8	0	0	24
Rob Blake	23	4	6	10	46	3	1	1	60
Marty McSorley	24	4	6	10	60	-2	2	0	42
Jimmy Carson	18	5	4	9	2	1	2	0	30
Dave Taylor	22	3	5	8	31	7	0	2	32
Corey Millen	23	2	4	6	12	1	0	0	33
Charlie Huddy	23	1	4	5	12	9	0	0	26
Gary Shuchuk	17	2	2	4	12	-6	0	0	13
Mark Hardy	15	1	2	3	30	7	0	0	11
Tim Watters	22	0	2	2	30	-3	0	0	9
Lonnie Loach	1	0	0	0	0	0	0	0	0
Marc Potvin	1	0	0	0	0	0	0	0	0
Jim Thomson	1	0	0	0	0	0	0	0	0
Robb Stauber	4	0	0	0	0	0	0	0	0
Kelly Hrudey	20	0	0	0	2	0	0	0	0
Team PIM					4				
Team Totals	24	93	144	237	448	28	22	6	756
GOALTENDER	GP	MIN	GA	SO	SA	S%	EN	AVG	W-L
Kelly Hrudey	20	1,261	74	0	656	.887	1	3.52	10-10
Robb Stauber	4	240	16	0	157	.898	0	4.00	3-1
Empty Net Goals			1		1				
Team Totals	24	1,504	91	0	814	.888	1	3.63	13-11

KINGS 1998 PLAYOFF YEAR IN REVIEW

Western Conference Quarterfinals Series vs. St. Louis (Lost 0-4)

SCORING PLAYER	GP	G	A	PTS	PIM	(+/-)	PPG	SHG	S
Yanic Perreault	4	1	2	3	6	-1	1	0	7
Luc Robitaille	4	1	2	3	6	1	0	0	13
Jozef Stumpel	4	1	2	3	2	2	0	0	7
Aki Berg	4	0	3	3	0	3	0	0	7
Glen Murray	4	2	0	2	4	2	0	0	13
Craig Johnson	4	1	0	1	6	0	0	0	3
Ian Laperriere	4	1	0	1	6	0	0	0	6
Sean O'Donnell	4	1	0	1	36	1	0	0	7
Jan Vopat	2	0	1	1	2	1	0	0	1
Ray Ferraro	3	0	1	1	8	1	0	0	5
Steve McKenna	3	0	1	1	2	1	0	0	3
Garry Galley	4	0	1	1	8	-2	0	0	6
Vladimir Tsyplakov	4	0	1	1	8	1	0	0	4
Dan Bylsma	2	0	0	0	0	-3	0	0	1
Stephane Fiset	2	0	0	0	0	0	0	0	0
Doug Zmolek	2	0	0	0	2	0	0	0	0
Jamie Storr	3	0	0	0	0	0	0	0	0
Rob Blake	4	0	0	0	6	-4	0	0	15
Russ Courtnall	4	0	0	0	2	-2	0	0	7
Matt Johnson	4	0	0	0	6	-1	0	0	0
Nathan LaFayette	4	0	0	0	2	-2	0	0	4
Mattias Norstrom	4	0	0	0	2	-1	0	0	3
Team PIM					0				
Team Totals	4	8	14	22	108	-5	1	0	112
GOALTENDER	GP	MIN	GA	SO	SA	S%	EN	AVG	W-L
Jamie Storr	3	145	9	0	77	.883	0	3.72	0-2
Stephane Fiset	2	93	7	0	61	.885	0	4.52	0-2
Team Totals	4	240	16	0	138	.884	0	4.00	0-4

KINGS 2000 PLAYOFF YEAR IN REVIEW

Western Conference Quarterfinals Series vs. Detroit (Lost 0-4)

SCORING PLAYER	GP	G	A	PTS	PIM	(+/-)	PPG	SHG	S
Luc Robitaille	4	2	2	4	6	-1	0	0	8
Jozef Stumpel	4	0	4	4	8	0	0	0	5
Ziggy Palffy	4	2	0	2	0	0	0	0	8
Rob Blake	4	0	2	2	4	1	0	0	19
Craig Johnson	4	1	0	1	2	0	0	0	6
Sean O'Donnell	4	1	0	1	4	0	0	0	4
Jere Karalahti	4	0	1	1	2	-3	0	0	5
Nelson Emerson	1	0	0	0	0	0	0	0	2
Jamie Storr	1	0	0	0	0	0	0	0	0
Marko Tuomainen	1	0	0	0	0	0	0	0	0
Aki Berg	2	0	0	0	2	0	0	0	5
Jaroslav Modry	2	0	0	0	2	0	0	0	2
Jason Blake	3	0	0	0	0	0	0	0	9
Dan Bylsma	3	0	0	0	0	-1	0	0	2
Kelly Buchberger	4	0	0	0	4	-1	0	0	1
Brad Chartrand	4	0	0	0	6	-1	0	0	5
Bob Corkum	4	0	0	0	0	-1	0	0	2
Stephane Fiset	4	0	0	0	0	0	0	0	0
Garry Galley	4	0	0	0	0	-2	0	0	9
Ian Laperriere	4	0	0	0	2	0	0	0	5
Glen Murray	4	0	0	0	2	-3	0	0	3
Mattias Norstrom	4	0	0	0	6	1	0	0	3
Bryan Smolinski	4	0	0	0	2	-1	0	0	7
Team PIM					2				
Team Totals	4	6	9	15	54	-12	0	0	110
GOALTENDER	GP	MIN	GA	SO	SA	S%	EN	AVG	W-L
Stephane Fiset	4	200	10	0	98	.898	2	3.00	0-3
Jamie Storr	1	36	2	0	25	.920	1	3.33	0-1
Empty Net Goals			3		3				
Team Totals	4	240	15	0	126	.881	3	3.75	0-4

KINGS 2001 PLAYOFF YEAR IN REVIEW

Western Conference Quarterfinals Series vs. Detroit (Won 4-2)

Western Conference Semifinals Series vs. Colorado (Lost 3-4)

TOTALS FOR 2001 (7-6)

SCORING PLAYER	GP	G	A	PTS	PIM	(+/-)	PPG	SHG	S
Mathieu Schneider	13	0	9	9	10	4	0	0	34
Ziggy Palffy	13	3	5	8	8	0	0	0	37
Jozef Stumpel	13	3	5	8	10	1	2	0	24
Glen Murray	13	4	3	7	4	-1	1	0	34
Luc Robitaille	13	4	3	7	10	1	1	0	24
Adam Deadmarsh	13	3	3	6	4	0	0	0	20
Bryan Smolinski	13	1	5	6	14	-1	0	0	30
Eric Belanger	13	1	4	5	2	3	0	0	18
Nelson Emerson	13	2	2	4	4	1	0	0	22
Ian Laperriere	13	1	2	3	12	1	0	0	13
Mattias Norstrom	13	0	2	2	18	-4	0	0	5
Kelly Buchberger	8	1	0	1	2	-1	0	0	5
Jaroslav Modry	10	1	0	1	4	-1	1	0	12
Scott Thomas	12	1	0	1	4	-1	1	0	6
Philippe Boucher	13	0	1	1	2	1	0	0	22
Aaron Miller	13	0	1	1	6	4	0	0	9
Stephane Fiset	1	0	0	0	0	0	0	0	0
Andreas Lilja	1	0	0	0	0	0	0	0	0
Stu Grimson	5	0	0	0	4	0	0	0	1
Steve Kelly	8	0	0	0	2	-1	0	0	1
Lubomir Visnovsky	8	0	0	0	0	-1	0	0	6
Jere Karalahti	13	0	0	0	18	-7	0	0	10
Felix Potvin	13	0	0	0	4	0	0	0	0
Team PIM					4				
Team Totals	13	25	45	70	146	-2	6	0	333
GOALTENDER	GP	MIN	GA	SO	SA	S%	EN	AVG	W-L
Stephane Fiset*	1	0	0	0	0	.000	0	0.00	0-0
Felix Potvin	13	812	33	2	361	.909	1	2.44	7-6
Empty Net Goals			1		1				
Team Totals	13	824	34	2	362	.906	1	2.48	7-6

*Played 12 seconds in Game 2 of Western Conference Semifinals

KINGS 2002 PLAYOFF YEAR IN REVIEW

Western Conference Quarterfinals Series vs. Colorado (Lost 3-4)

SCORING PLAYER	GP	G	A	PTS	PIM	(+/-)	PPG	SHG	S
Ziggy Palffy	7	4	5	9	0	4	0	0	23
Jason Allison	7	3	3	6	4	2	0	0	15
Adam Deadmarsh	4	1	3	4	2	0	0	0	9
Craig Johnson	7	1	2	3	2	3	0	0	15
Bryan Smolinski	7	2	0	2	2	-1	1	0	13
Brad Chartrand	7	1	1	2	2	0	0	0	6
Mikko Eloranta	7	1	1	2	2	-1	0	0	14
Jaroslav Modry	7	0	2	2	0	1	0	0	10
Cliff Ronning	4	0	1	1	2	-1	0	0	3
Lubomir Visnovsky	4	0	1	1	2	1	0	0	2
Philippe Boucher	5	0	1	1	2	2	0	0	4
Nelson Emerson	5	0	1	1	2	1	0	0	9
Ian Laperriere	7	0	1	1	9	-5	0	0	5
Mathieu Schneider	7	0	1	1	18	-8	0	0	12
Steve Kelly	1	0	0	0	0	0	0	0	0
Jamie Storr	1	0	0	0	0	0	0	0	0
Jaroslav Bednar	3	0	0	0	0	0	0	0	6
Steve Heinze	4	0	0	0	2	-1	0	0	7
Andreas Lilja	5	0	0	0	6	-1	0	0	2
Eric Belanger	7	0	0	0	4	-5	0	0	7
Kelly Buchberger	7	0	0	0	7	-3	0	0	2
Aaron Miller	7	0	0	0	4	1	0	0	5
Mattias Norstrom	7	0	0	0	4	0	0	0	7
Felix Potvin	7	0	0	0	0	0	0	0	0
Team PIM					2				
Team Totals	7	13	23	36	72	-11	1	0	176
GOALTENDER	GP	MIN	GA	SO	SA	S%	EN	AVG	W-L
Jamie Storr	1	1	0	0	0	.000	0	0.00	0-0
Felix Potvin	7	417	15	1	201	.925	1	2.16	3-4
Empty Net Goals			1		1				
Team Totals	7	422	16	1	202	.921	1	2.27	3-4

KINGS 2010 PLAYOFF YEAR IN REVIEW

Western Conference Quarterfinals Series vs. Vancouver (Lost 2-4)

SCORING PLAYER	GP	G	A	PTS	PIM	(+/-)	PPG	SHG	S
Drew Doughty	6	3	4	7	4	-5	2	0	13
Jack Johnson	6	0	7	7	6	-5	0	0	15
Michal Handzus	6	3	2	5	4	-5	3	0	17
Anze Kopitar	6	2	3	5	2	-1	1	0	18
Dustin Brown	6	1	4	5	6	-7	1	0	15
Fredrik Modin	6	3	1	4	2	-3	2	0	13
Alexander Frolov	6	1	3	4	0	-5	0	0	9
Wayne Simmonds	6	2	1	3	9	1	0	0	14
Brad Richardson	6	1	1	2	2	-7	0	0	12
Ryan Smyth	6	1	1	2	6	0	0	0	11
Jarret Stoll	6	1	0	1	4	-4	1	0	7
Justin Williams	3	0	1	1	2	0	0	0	4
Matt Greene	6	0	1	1	0	-4	0	0	4
Sean O'Donnell	6	0	1	1	4	-2	0	0	2
Erik Ersberg	1	0	0	0	0	0	0	0	0
Raitis Ivanans	1	0	0	0	0	0	0	0	0
Peter Harrold	2	0	0	0	0	0	0	0	1
Rich Clune	4	0	0	0	5	-2	0	0	1
Randy Jones	4	0	0	0	2	-2	0	0	3
Scott Parse	4	0	0	0	0	-1	0	0	2
Jeff Halpern	6	0	0	0	4	-1	0	0	1
Jonathan Quick	6	0	0	0	0	0	0	0	0
Rob Scuderi	6	0	0	0	6	-4	0	0	4
Team PIM					2				
Team Totals	6	18	30	48	70	-57	10	0	166
GOALTENDER	GP	MIN	GA	SO	SA	S%	EN	AVG	W-L
Jonathan Quick	6	360	21	0	181	.884	2	3.50	2-4
Erik Ersberg	1	13	2	0	4	.500	0	9.23	0-0
Empty Net Goals			2		2				
Team Totals	6	376	25	0	187	.866	2	3.99	2-4

KINGS 2011 PLAYOFF YEAR IN REVIEW

Western Conference Quarterfinals Series vs. San Jose (Lost 2-4)

SCORING PLAYER	GP	G	A	PTS	PIM	(+/-)	PPG	SHG	S
Kyle Clifford	6	3	2	5	7	-2	0	0	9
Brad Richardson	6	2	3	5	2	-4	0	0	17
Ryan Smyth	6	2	3	5	0	3	0	0	14
Jack Johnson	6	1	4	5	0	-2	1	0	16
Justin Williams	6	3	1	4	2	0	1	0	16
Drew Doughty	6	2	2	4	8	0	1	0	12
Trevor Lewis	6	1	3	4	2	0	1	0	11
Wayne Simmonds	6	1	2	3	20	-1	0	0	12
Jarret Stoll	5	0	3	3	0	4	0	0	5
Dustin Brown	6	1	1	2	6	-3	1	0	10
Michal Handzus	6	1	1	2	0	-4	0	0	7
Willie Mitchell	6	1	1	2	4	1	0	0	8
Dustin Penner	6	1	1	2	4	-3	0	0	10
Rob Scuderi	6	0	2	2	0	-1	0	0	3
Kevin Westgarth	6	0	2	2	14	2	0	0	3
Alexei Ponikarovsky	4	1	0	1	0	1	0	0	5
Alec Martinez	6	0	1	1	2	-1	0	0	5
Oscar Moller	1	0	0	0	0	1	0	0	0
Scott Parse	2	0	0	0	0	-1	0	0	0
Matt Greene	6	0	0	0	14	-3	0	0	6
Jonathan Quick	6	0	0	0	0	0	0	0	0
Team PIM					0				
Team Totals	6	20	32	52	85	-13	5	0	169
GOALTENDER	GP	MIN	GA	SO	SA	S%	EN	AVG	W-L
Jonathan Quick	6	380	20	1	229	.913	0	3.16	2-4
Team Totals	6	380	20	1	229	.913	0	3.16	2-4

KINGS 2012 PLAYOFF YEAR IN REVIEW

Western Conference Quarterfinals Series vs. Vancouver (Won 4-1)

Western Conference Semifinals Series vs. St. Louis (Won 4-0)

Western Conference Finals Series vs. Phoenix (Won 4-1)

Stanley Cup Final Series vs. New Jersey (Won 4-2)

TOTALS FOR 2012 (16-4)

SCORING PLAYER	GP	G	A	PTS	PIM	(+/-)	PPG	SHG	S
Dustin Brown	20	8	12	20	34	16	1	2	59
Anze Kopitar	20	8	12	20	9	16	0	2	56
Drew Doughty	20	4	12	16	14	11	1	0	44
Mike Richards	20	4	11	15	17	1	2	0	41
Justin Williams	20	4	11	15	12	8	1	0	58
Jeff Carter	20	8	5	13	4	0	4	0	54
Dustin Penner	20	3	8	11	32	4	0	0	37
Trevor Lewis	20	3	6	9	2	7	1	0	37
Dwight King	20	5	3	8	13	3	0	0	33
Matt Greene	20	2	4	6	12	9	0	1	17
Jarret Stoll	20	2	3	5	18	5	1	0	33
Alec Martinez	20	1	2	3	8	5	0	0	24
Willie Mitchell	20	1	2	3	16	7	1	0	30
Slava Voynov	20	1	2	3	4	1	0	0	28
Colin Fraser	18	1	1	2	4	-1	0	0	16
Jordan Nolan	20	1	1	2	21	1	0	0	13
Brad Richardson	13	1	0	1	4	0	0	0	13
Rob Scuderi	20	0	1	1	4	9	0	0	11
Andrei Loktionov	2	0	0	0	0	0	0	0	0
Kyle Clifford	3	0	0	0	2	-1	0	0	2
Simon Gagne	4	0	0	0	2	-1	0	0	5
Jonathan Quick	20	0	0	0	0	0	0	0	0
Team PIM					6				
Team Totals	20	57	96	153	238	100	12	5	611
GOALTENDER	GP	MIN	GA	SO	SA	S%	EN	AVG	W-L
Jonathan Quick	20	1,238	29	3	538	.946	1	1.41	16-4
Empty Net Goals			1		1				
Team Totals	20	1,244	30	3	539	.944	1	1.45	16-4

KINGS 2013 PLAYOFF YEAR IN REVIEW

Western Conference Quarterfinals Series vs. St. Louis (Won 4-2)

Western Conference Semifinals Series vs. San Jose (Won 4-3)

Western Conference Finals Series vs. Chicago (Lost 1-4)

TOTALS FOR 2013 (9-9)

SCORING PLAYER	GP	G	A	PTS	PIM	(+/-)	PPG	SHG	S
Jeff Carter	18	6	7	13	14	6	1	0	56
Slava Voynov	18	6	7	13	0	9	0	0	34
Mike Richards	15	3	9	12	8	5	1	0	23
Justin Williams	18	6	3	9	8	0	1	0	57
Anze Kopitar	18	3	6	9	12	-2	1	0	32
Tyler Toffoli	12	2	4	6	0	5	1	0	19
Dustin Penner	18	3	2	5	8	4	0	0	35
Drew Doughty	18	2	3	5	8	-7	1	0	32
Dwight King	18	2	3	5	2	-4	0	1	19
Dustin Brown	18	3	1	4	8	2	2	0	31
Trevor Lewis	18	1	2	3	2	-3	1	0	25
Jake Muzzin	17	0	3	3	6	-2	0	0	14
Rob Scuderi	18	0	3	3	0	9	0	0	12
Alec Martinez	7	0	2	2	8	-4	0	0	4
Matt Greene	9	0	2	2	6	-3	0	0	4
Kyle Clifford	14	0	2	2	8	-1	0	0	16
Colin Fraser	16	0	2	2	10	-2	0	0	6
Brad Richardson	11	0	1	1	0	-3	0	0	10
Jarret Stoll	12	0	1	1	4	-2	0	0	11
Jonathan Quick	18	0	1	1	14	0	0	0	0
Robyn Regehr	18	0	1	1	6	-8	0	0	16
Jonathan Bernier	1	0	0	0	0	0	0	0	0
Tanner Pearson	1	0	0	0	0	0	0	0	0
Keaton Ellerby	5	0	0	0	0	0	0	0	3
Jordan Nolan	7	0	0	0	4	0	0	0	1
Team PIM					6				
Team Totals	18	37	65	102	142	5	9	1	460
GOALTENDER	GP	MIN	GA	SO	SA	S%	EN	AVG	W-L
Jonathan Bernier	1	30	0	0	9	1.000	0	0.00	0-0
Jonathan Quick	18	1,099	34	3	518	.934	0	1.86	9-9
Team Totals	18	1,134	34	3	527	.935	0	1.80	9-9

KINGS 2014 PLAYOFF YEAR IN REVIEW

Western Conference First Round Series vs. San Jose (Won 4-3)

Western Conference Second Round Series vs. Anaheim (Won 4-3)

Western Conference Final Series vs. Chicago (Won 4-3)

Stanley Cup Final Series vs. NY Rangers (Won 4-1)

TOTALS FOR 2014 (16-10)

SCORING PLAYER	GP	G	A	PTS	PIM	(+/-)	PPG	SHG	S
Anze Kopitar	26	5	21	26	14	9	1	0	46
Jeff Carter	26	10	15	25	4	5	4	0	73
Justin Williams	26	9	16	25	35	13	2	0	67
Marian Gaborik	26	14	8	22	6	6	3	0	78
Drew Doughty	26	5	13	18	30	2	1	0	60
Tyler Toffoli	26	7	7	14	10	6	0	0	65
Dustin Brown	26	6	8	14	22	7	1	0	64
Jake Muzzin	26	6	6	12	8	6	3	0	48
Tanner Pearson	24	4	8	12	8	10	0	0	53
Dwight King	26	3	8	11	20	5	0	0	32
Alec Martinez	26	5	5	10	12	1	2	0	38
Mike Richards	26	3	7	10	17	-6	0	0	43
Slava Voynov	26	2	7	9	16	4	1	0	39
Kyle Clifford	24	1	6	7	39	-2	0	0	22
Jarret Stoll	26	3	3	6	18	6	1	0	32
Trevor Lewis	26	4	1	5	6	-6	0	0	38
Willie Mitchell	18	1	3	4	20	10	1	0	23
Matt Greene	20	0	4	4	16	5	0	0	13
Robyn Regehr	8	0	2	2	7	0	0	0	3
Martin Jones	2	0	0	0	0	0	0	0	0
Jordan Nolan	3	0	0	0	2	-3	0	0	0
Jeff Schultz	7	0	0	0	0	-1	0	0	2
Jonathan Quick	26	0	0	0	4	0	0	0	0
Team PIM					6				
Team Totals	26	88	148	236	320	77	20	0	839
GOALTENDER	GP	MIN	GA	SO	SA	S%	EN	AVG	W-L
Martin Jones	2	56	0	0	7	1.000	1	0.00	0-0
Jonathan Quick	26	1,605	69	2	774	.911	0	2.58	16-10
Empty Net Goals			1		1				
Team Totals	26	1,676	70	2	782	.910	1	2.51	16-10

KINGS 2016 PLAYOFF YEAR IN REVIEW

Western Conference First Round Series vs. San Jose (Lost 1-4)

SCORING PLAYER	GP	G	A	PTS	PIM	(+/-)	PPG	SHG	S
Jake Muzzin	5	1	4	5	2	1	0	0	17
Anze Kopitar	5	2	2	4	2	2	1	0	10
Tanner Pearson	5	1	2	3	2	-1	0	0	6
Milan Lucic	5	0	3	3	4	-2	0	0	6
Jeff Carter	5	2	0	2	4	-5	1	0	13
Trevor Lewis	5	2	0	2	4	0	0	1	6
Vincent Lecavalier	5	1	1	2	2	0	1	0	8
Luke Schenn	5	1	1	2	6	1	0	0	5
Kris Versteeg	5	1	1	2	0	0	0	0	5
Kyle Clifford	4	0	1	1	0	1	0	0	0
Marian Gaborik	4	0	1	1	2	2	0	0	8
Dustin Brown	5	0	1	1	4	-2	0	0	3
Drew Doughty	5	0	1	1	2	-5	0	0	9
Dwight King	5	0	1	1	2	1	0	0	7
Tyler Toffoli	5	0	1	1	2	-5	0	0	9
Andy Andreoff	1	0	0	0	0	0	0	0	2
Alec Martinez	1	0	0	0	0	0	0	0	0
Nick Shore	1	0	0	0	0	-1	0	0	0
Jamie McBain	4	0	0	0	2	0	0	0	2
Brayden McNabb	5	0	0	0	2	-4	0	0	6
Jonathan Quick	5	0	0	0	0	0	0	0	0
Rob Scuderi	5	0	0	0	2	0	0	0	3
Team PIM					0				
Team Totals	5	11	20	31	44	-17	3	1	125
GOALTENDER	GP	MIN	GA	SO	SA	S%	EN	AVG	W-L
Jonathan Quick	5	296	15	0	132	.886	1	3.04	1-4
Empty Net Goals			1		1				
Team Totals	5	303	16	0	133	.880	1	3.16	1-4

KINGS 2018 PLAYOFF YEAR IN REVIEW

Western Conference First Round Series vs. Vegas (Lost 0-4)

SCORING PLAYER	GP	G	A	PTS	PIM	(+/-)	PPG	SHG	S
Anze Kopitar	4	1	1	2	0	0	0	0	9
Paul LaDue	2	1	0	1	0	0	1	0	4
Alex Iafallo	3	1	0	1	0	-1	0	0	3
Michael Amadio	1	0	1	1	0	0	0	0	1
Dion Phaneuf	4	0	1	1	4	-1	0	0	6
Dustin Brown	4	0	1	1	4	1	0	0	15
Oscar Fantenberg	4	0	1	1	2	0	0	0	4
Kevin Gravel	1	0	0	0	0	-1	0	0	0
Jake Muzzin	2	0	0	0	2	-1	0	0	3
Drew Doughty	3	0	0	0	0	1	0	0	6
Jeff Carter	4	0	0	0	2	0	0	0	11
Kyle Clifford	4	0	0	0	6	-2	0	0	6
Christian Folin	4	0	0	0	0	-4	0	0	7
Adrian Kempe	4	0	0	0	2	-2	0	0	6
Trevor Lewis	4	0	0	0	4	-2	0	0	6
Alec Martinez	4	0	0	0	0	-2	0	0	8
Torrey Mitchell	4	0	0	0	0	-1	0	0	2
Tanner Pearson	4	0	0	0	0	0	0	0	8
Jonathan Quick	4	0	0	0	0	0	0	0	0
Tobias Rieder	4	0	0	0	0	-1	0	0	7
Nate Thompson	4	0	0	0	0	-1	0	0	1
Tyler Toffoli	4	0	0	0	0	-1	0	0	17
Team PIM					0				
Team Totals	4	3	5	8	26	-19	1	0	130
GOALTENDER	GP	MIN	GA	SO	SA	S%	EN	AVG	W-L
Jonathan Quick	4	271	7	0	131	.947	0	1.55	0-4
Team Totals	4	275	7	0	131	.947	0	1.53	0-4

KINGS ALL-TIME PLAYOFF RECORDS – INDIVIDUAL

	PLAYOFF YEAR
Most Points	40 Wayne Gretzky, 1993 (15-25=40)
Most Points, Defenseman	18 Drew Doughty , 2014 (5-13=18)
Most Points, Rookie	14 Tyler Toffoli, 2014 (7-7=14)
Longest Consecutive Point Streak	12 Wayne Gretzky, 4/27/93-5/23/93 (9-16=25)
Most Goals	15 Wayne Gretzky, 1993
Most Goals, Defenseman	6 2x's, Last: Jake Muzzin, 2014
Most Goals, Rookie	7 Tyler Toffoli, 2014
Longest Consecutive Goal Streak	5 Chris Kontos, 4/9/89-4/18/89 (5g)
Most Power-Play Goals	6 Chris Kontos, 1989
Most Short-Handed Points	5 Dustin Brown , 2012 (2-3=5)
Most Short-Handed Goals	2 4x's, Last: Dustin Brown and Anze Kopitar , 2012
Most Short-Handed Assists	3 Dustin Brown , 2012
Most Game-Winning Goals	4 Slava Voynov, 1989
Most Assists	25 Wayne Gretzky, 1993
Most Assists, Defenseman	13 Drew Doughty , 2014
Most Assists, Rookie	9 2x's, Last: Alexei Zhitnik, 1993
Longest Consecutive Assist Streak	8 Wayne Gretzky, 4/9/89-4/22/89 (14a)
Most Penalty Minutes	63 Jay Miller, 1989
Most Games, Goaltender	26 Jonathan Quick , 2014 (16-10)
Most Wins, Goaltender	16 2x's, Last: Jonathan Quick , 2014 – Tied NHL Record
Most Shutouts, Goaltender	3 2x's, Last: Jonathan Quick , 2013
Longest Shutout Streak	169:13 Felix Potvin, 2001 vs. COL

SERIES

Most Points	13 2x's, Last: Wayne Gretzky, 1993 vs. VAN (6-7=13)
Most Points, Opponent	14 Wayne Gretzky, 1987 vs. EDM (1-13=14)
Most Points, Defenseman	8 Steve Duchesne, 1990 vs. CGY (2-6=8)
Most Points, Defenseman, Opponent	9 Gary Suter, 1988 vs. CGY (1-8=9)
Most Points, Rookie	10 Daryl Evans, 1982 vs. EDM (5-5=10)
Most Points, Rookie, Opponent	5 2x's, Last: Logan Couture, 2011 vs. SJS (2-3=5)
Most Goals	8 2x's, Last: Luc Robitaille, 1991 vs. EDM
Most Goals, Opponent	8 Bobby Schmautz, 1977 vs. BOS
Most Goals, Defenseman	4 Paul Coffey, 1992 vs. EDM
Most Goals, Defenseman, Opponent	3 6x's, Last: Rob Blake, 2001 vs. COL
Most Goals, Rookie	5 Daryl Evans, 1982 vs. EDM
Most Goals, Rookie, Opponent	3 2x's, Last: Stan Jonathan, 1977 vs. BOS
Most Power Play Goals	6 Chris Kontos, 1989 vs. EDM – NHL Record
Most Power Play Goals, Opponent	4 Jean Ratelle, 1976 vs. BOS
Most Short-Handed Goals	2 Dustin Brown , 2012 vs. VAN
Most Short-Handed Goals, Opponent	2 Bryan Trottier, 1980 vs. NYI
Most Game-Winning Goals	2 10x's, Last: Tyler Toffoli, 2014 vs. SJS
Most Game-Winning Goals, Opponent	2 6x's, Last: Marian Hossa, 2013 vs. CHI
Most Assists	9 Wayne Gretzky, 1989 vs. EDM
Most Assists, Opponent	13 Wayne Gretzky, 1987 vs. EDM
Most Assists, Defenseman	7 Jack Johnson, 2010 vs. VAN
Most Assists, Defenseman, Opponent	8 Gary Suter, 1988 vs. CGY
Most Assists, Rookie	6 Todd Elik, 1990 vs. CGY
Most Assists, Rookie, Opponent	3 3x's, Last: Matt Nieto and Tomas Hertl, 2014 vs. SJS
Most Penalty Minutes	37 2x's, Last: Kyle Clifford, 2014 vs. SJS
Most Penalty Minutes, Opponent	43 Ed Hospodar, 1981 vs. NYR
Most Games, Goalie	7 7x's, Last: Jonathan Quick , 2014 vs. CHI
Most Wins, Goalie	4 16x's, Last: Jonathan Quick , 2014 vs. NYR
Most Shutouts, Goalie	2 2x's, Last: Jonathan Quick , 2013 vs. SJS

KINGS ALL-TIME PLAYOFF RECORDS – INDIVIDUAL

GAME

Most Points	5	3x's, Last: Wayne Gretzky, 4/10/90 vs. CGY (1-4=5)
Most Points, Opponent	7	Wayne Gretzky, 4/9/87 at EDM (1-6=7)
Most Points, Defenseman	4	3x's, Last: Drew Doughty , 4/16/11 at SJS (2-2=4)
Most Points, Defenseman, Opponent	4	2x's, Last: Ron Greschner, 4/11/81 at NYR (1-3=4)
Most Points, Rookie	4	2x's, Last: Todd Elik, 4/10/90 vs. CGY (1-3=4)
Most Points, Rookie, Opponent	3	Alex McKendry, 4/12/80 vs. NYI (2-1=3)
Most Goals	3	11x's, Last: Jeff Carter , 5/21/14 at CHI
Most Goals, Opponent	4	Jari Kurri, 4/9/87 at EDM
Most Goals, Defenseman	2	4x's, Last: Drew Doughty , 4/16/11 at SJS
Most Goals, Defenseman, Opponent	3	Eric Desjardins, 6/3/93 at MTL – Tied NHL Record
Most Goals, Rookie	2	3x's, Last: Dwight King, 5/13/12 at PHX
Most Goals, Rookie, Opponent	2	2x's, Last: Alex McKendry, 4/12/80 vs. NYI
Most Assists	4	2x's, Last: Wayne Gretzky, 4/20/92 vs. EDM
Most Assists, Opponent	6	Wayne Gretzky, 4/9/87 at EDM
Most Assists, Defenseman	3	4x's, Last: Drew Doughty , 4/19/10 vs. VAN
Most Assists, Defenseman, Opponent	3	3x's, Last: Gary Suter, 4/7/88 at CGY
Most Assists, Rookie	3	2x's, Last: Rob Blake, 4/10/91 at VAN
Most Assists, Rookie, Opponent	2	2x's, Last: Matt Nieto, 4/20/14 at SJS
Most Power Play Goals	2	8x's, Last: Jeff Carter , 5/15/12 at PHX
Most Power Play Goals, Opponent	3	Jari Kurri, 4/9/87 at EDM – Tied NHL Record
Most Short-Handed Goals	2	Dustin Brown , 4/13/12 at VAN – Tied NHL Record
Most Short-Handed Goals, Opponent	2	Bryan Trottier, 4/8/80 at NYI – Tied NHL Record
Most Penalty Minutes	26	Marty McSorley, 4/26/91 vs. EDM
Most Penalty Minutes, Opponent	39	Ed Hospodar, 4/9/81 vs. NYR
Fastest Goal, Start of Game	:06	Don Kozak, 4/17/77 vs. BOS – NHL Record
Fastest Goal, Start of Period	:06	Don Kozak, 4/17/77 vs. BOS (1st Period)
Fastest Goal, Start of Game, Opponent	:27	Ed Hospodar, 4/9/81 vs. NYR
Fastest Goal, Start of Period, Opponent	:10	Bobby Schmautz, 4/15/77 vs. BOS (3rd Period)
Most Shots Faced, Regulation Game:	52	Jonathan Quick , 4/23/11 at SJS (Kings 3, SJS 1)
Most Shots Faced, Reg. Game, Opp.	50	Kirk McLean, 5/13/93 vs. VAN (Kings 5, VAN 3)
Most Shots Faced, OT Game	56	Jonathan Quick , 4/13/18 at VGK (Kings 1, VGK 2, 2OT)
Most Shots Faced, OT Game, Opp.	52	Grant Fuhr, 4/10/82 vs. EDM (Kings 6, EDM 5 OT)
Most Saves, Regulation Game	51	Jonathan Quick , 4/23/11 at SJS (Kings 3, SJS 1)
Most Saves, Reg. Game, Opp.	45	Kirk McLean, 5/13/93 vs. VAN (Kings 5, VAN 3)
Most Saves, OT Game	54	Jonathan Quick , 4/13/18 at VGK (Kings 1, VGK 2, 2OT)
Most Saves, OT Game, Opp.	48	Henrik Lundqvist, 6/13/14 vs. NYR (Kings 3, NYR 2, 2OT)

KINGS ALL-TIME PLAYOFF RECORDS – INDIVIDUAL

PERIOD

Most Points	4	Jeff Carter , 5/21/14 vs. CHI (3-1=4 in 3rd Period)
Most Points, Opponent	3	24x's, Last: Patrick Kane, 5/28/14 at. CHI (0-3=3 in 1st Period)
Most Goals	3	2x's, Last: Jeff Carter , 5/21/14 vs. CHI (3rd Period, 3 goals in 14:52)
Most Goals, Opponent	3	3x's, Last: George Ferguson, 4/11/78 at TOR (3rd Period, 3 goals in 7:33)
Most Assists	3	Mathieu Schneider, 4/18/01 vs. DET (3rd Period) – Tied NHL Record
Most Assists, Opponent	3	7x's, Last: Patrick Kane, 5/28/14 at. CHI (1st Period) – Tied NHL Record
Most Power Play Goals	2	4x's, Last: Michal Handzus, 4/19/10 vs. VAN (2nd Period)
Most Power Play Goals, Opponent	2	2x's, Last: Jari Kurri, 4/9/87 at EDM (3rd Period)
Most Short-Handed Goals	1	22x's, Last: Trevor Lewis, 4/14/16 vs. SJS (2nd Period)
Most Short-Handed Goals, Opponent	2	Bryan Trottier, 4/8/80 at NYI (2nd Period) – Tied NHL Record
Most Penalty Minutes	25	John Paul Kelly, Jerry Korab and Jay Wells, 4/9/81 vs. NYR (1st Period)
Most Penalty Minutes, Opponent	39	Ed Hospodar, 4/9/81 vs. NYR (1st Period) – NHL Record
Most Shots Faced, Goalie	23	2x's, Last: Jonathan Quick , 4/22/14 vs. SJS (3rd Period)
Most Shots Faced, Goalie, Opponent	21	3x's, Last: Chris Osgood, 4/15/00 vs. DET (1st Period)
Most Saves, Goalie	22	2x's, Last: Jonathan Quick , 4/22/14 vs. SJS (3rd Period)
Most Saves, Goalie, Opponent	20	2x's, Last: Henrik Lundqvist, 6/4/14 vs. NYR (3rd Period)
Fewest Shots Faced, Goalie	0	Martin Jones, 5/10/14 vs. ANA (2nd Period)
Fewest Shots Faced, Goalie, Opponent	1	2x's, Last: Patrick Roy, 4/22/02 vs. COL (3rd Period, Save)

KINGS ALL-TIME TOP FIVE IN PLAYOFFS

GAMES PLAYED			GOALS			ASSISTS		
No.	Player	Total	No.	Player	Total	No.	Player	Total
1	Luc Robitaille	94	1	Luc Robitaille	41	1	Wayne Gretzky	65
2	Dave Taylor	92	2	Wayne Gretzky	29	2	Luc Robitaille	48
3	Dustin Brown	85	3	Jeff Carter	26	3	Anze Kopitar	45
4	Drew Doughty	84		Dave Taylor	26	4	Drew Doughty	35
5	Anze Kopitar	79	5	Justin Williams	22	5	Dave Taylor	33
	Trevor Lewis	79						
POINTS			PENALTY MINUTES			PPG'S		
No.	Player	Total	No.	Player	Total	No.	Player	Total
1	Wayne Gretzky	94	1	Marty McSorley	190	1	Luc Robitaille	14
2	Luc Robitaille	89	2	Dave Taylor	149	2	Jeff Carter	10
3	Anze Kopitar	66	3	Luc Robitaille	126		Dave Taylor	10
4	Dave Taylor	59	4	Jay Wells	110		Marcel Dionne	10
5	Justin Williams	54	5	Jay Miller	102	5	Wayne Gretzky	8
SHG'S			PLUS/MINUS			GWG'S		
No.	Player	Total	No.	Player	Total	No.	Player	Total
1	Dustin Brown	2	1	Anze Kopitar	24	1	Luc Robitaille	9
	Anze Kopitar	2	2	Justin Williams	21	2	Dustin Brown	5
	Wayne Gretzky	2	3	Willie Mitchell	18		Wayne Gretzky	5
	Jari Kurri	2	4	Dustin Brown	14	4	Six Tied	4
	Dave Taylor	2		Slava Voynov	14			
DEFENSEMAN GP			DEFENSEMAN GOALS			DEFENSEMAN ASSISTS		
No.	Player	Total	No.	Player	Total	No.	Player	Total
1	Drew Doughty	84	1	Drew Doughty	16	1	Drew Doughty	35
2	Alec Martinez	64	2	Steve Duchesne	13	2	Steve Duchesne	26
	Slava Voynov	64	3	Slava Voynov	9	3	Slava Voynov	16
4	Marty McSorley	63	4	Rob Blake	8		Rob Blake	16
5	Matt Greene	61	5	Jake Muzzin	7	5	Jake Muzzin	13
DEFENSEMAN PTS			DEFENSEMAN PIM			DEFENSEMAN PPG'S		
No.	Player	Total	No.	Player	Total	No.	Player	Total
1	Drew Doughty	51	1	Marty McSorley	190	1	Drew Doughty	6
2	Steve Duchesne	39	2	Jay Wells	110		Steve Duchesne	6
3	Slava Voynov	25	3	Rob Blake	98	3	Rob Blake	3
4	Rob Blake	24	4	Jerry Korab	70		Paul Coffey	3
5	Jake Muzzin	20	5	Dave Hutchison	68		Marty McSorley	3
DEFENSEMAN SHG'S			DEFENSEMAN +/-			DEFENSEMAN GWG'S		
No.	Player	Total	No.	Player	Total	No.	Player	Total
1	Matt Greene	1	1	Willie Mitchell	18	1	Alec Martinez	4
	Rob Blake	1	2	Slava Voynov	14		Slava Voynov	4
			3	Rob Scuderi	13	3	12 Tied	1
			4	Matt Greene	10			
			5	Charlie Huddy	7			
				Larry Robinson	7			
GOALIE GP			GOALIE WINS			GOALIE SHUTOUTS		
No.	Player	Total	No.	Player	Total	No.	Player	Total
1	Jonathan Quick	85	1	Jonathan Quick	46	1	Jonathan Quick	9
2	Kelly Hrudey	57	2	Kelly Hrudey	26	2	Felix Potvin	3
3	Rogie Vachon	25	3	Felix Potvin	10	3	Rogie Vachon	1
4	Felix Potvin	20	4	Rogie Vachon	9		Terry Sawchuk	1
	Mario Lessard	20	5	Mario Lessard	6			
GOALIE GAA*			GOALIE SAVE PCT*					
No.	Player	Total	No.	Player	Total			
1	Jonathan Quick	2.23	1	Jonathan Quick	.922			
2	Felix Potvin	2.34	2	Felix Potvin	.914			
3	Rogie Vachon	3.10	3	Stephane Fiset	.893			
4	Wayne Rutledge	3.18	4	Jamie Storr	.892			
5	Stephane Fiset	3.48		Wayne Rutledge	.892			

*Minimum 5 games

KINGS ALL-TIME PLAYOFF SEASON BESTS

GAMES PLAYED				GOALS				ASSISTS			
No.	Player	Total	Season	No.	Player	Total	Season	No.	Player	Total	Season
1	14 Tied	26	2014	1	Wayne Gretzky	15	1993	1	Wayne Gretzky	25	1993
				2	Marian Gaborik	14	2014	2	Anze Kopitar	21	2014
				3	Luc Robitaille	12	1991	3	Tomas Sandstrom	17	1993
				4	Jeff Carter	10	2014		Wayne Gretzky	17	1989
				5	Four Tied	9		5	Justin Williams	16	2014
POINTS				PENALTY MINUTES				PPG'S			
No.	Player	Total	Season	No.	Player	Total	Season	No.	Player	Total	Season
1	Wayne Gretzky	40	1993	1	Jay Miller	63	1989	1	Chris Kontos	6	1989
2	Anze Kopitar	26	2014	2	Marty McSorley	60	1993	2	Luc Robitaille	5	1991
3	Jeff Carter	25	2014	3	Marty McSorley	58	1991	3	Jeff Carter	4	2014
	Justin Williams	25	2014	4	Tony Granato	50	1993		Jeff Carter	4	2012
	Tomas Sandstrom	25	1993	5	Rob Blake	46	1993		Wayne Gretzky	4	1993
SHG'S				PLUS/MINUS				GWG'S			
No.	Player	Total	Season	No.	Player	Total	Season	No.	Player	Total	Season
1	Dustin Brown	2	2012	1	Dustin Brown	16	2012	1	Slava Voynov	4	2013
	Anze Kopitar	2	2012		Anze Kopitar	16	2012	2	Alec Martinez	3	2014
	Jari Kurri	2	1993	3	Justin Williams	13	2014		Dustin Brown	3	2012
	Dave Taylor	2	1993	4	Drew Doughty	11	2012		Jeff Carter	3	2012
5	14 Tied	1		5	Two Tied	10			Wayne Gretzky	3	1993
DEFENSEMAN GP				DEFENSEMAN GOALS				DEFENSEMAN ASSISTS			
No.	Player	Total	Season	No.	Player	Total	Season	No.	Player	Total	Season
1	Drew Doughty	26	2014	1	Jake Muzzin	6	2014	1	Drew Doughty	13	2014
	Alec Martinez	26	2014		Slava Voynov	6	2013	2	Drew Doughty	12	2012
	Jake Muzzin	26	2014	3	Drew Doughty	5	2014	3	Mathieu Schneider	9	2001
	Slava Voynov	26	2014		Alec Martinez	5	2014		Alexei Zhitnik	9	1993
5	Marty McSorley	24	1993	5	Six Tied	4			Steve Duchesne	9	1990
	Darryl Sydor	24	1993								
	Alexei Zhitnik	24	1993								
DEFENSEMAN PTS				DEFENSEMAN PIM				DEFENSEMAN PPG'S			
No.	Player	Total	Season	No.	Player	Total	Season	No.	Player	Total	Season
1	Drew Doughty	18	2014	1	Marty McSorley	60	1993	1	Jake Muzzin	3	2014
2	Drew Doughty	16	2012	2	Marty McSorley	58	1991		Paul Coffey	3	1992
3	Slava Voynov	13	2013	3	Rob Blake	46	1993	3	Seven Tied	2	
4	Jake Muzzin	12	2014	4	Jay Wells	41	1982				
	Alexei Zhitnik	12	1993	5	Brent Hughes	37	1969				
	Steve Duchesne	12	1991								
DEFENSEMAN SHG'S				DEFENSEMAN +/-				DEFENSEMAN GWG'S			
No.	Player	Total	Season	No.	Player	Total	Season	No.	Player	Total	Season
1	Matt Greene	1	2012	1	Drew Doughty	11	2012	1	Slava Voynov	4	2013
	Rob Blake	1	1993	2	Willie Mitchell	10	2014	2	Alec Martinez	3	2014
				3	Rob Scuderi	9	2013	3	13 Tied	1	
					Slava Voynov	9	2013				
					Matt Greene	9	2012				
					Rob Scuderi	9	2012				
					Charlie Huddy	9	1993				
GOALIE GP				GOALIE WINS				GOALIE SHUTOUTS			
No.	Player	Total	Season	No.	Player	Total	Season	No.	Player	Total	Season
1	Jonathan Quick	26	2014	1	Jonathan Quick	16	2014	1	Jonathan Quick	3	2013
2	Jonathan Quick	20	2012		Jonathan Quick	16	2012	2	Jonathan Quick	3	2012
	Kelly Hrudey	20	1993	3	Kelly Hrudey	10	1993	3	Jonathan Quick	2	2014
4	Jonathan Quick	18	2013	4	Jonathan Quick	9	2013		Felix Potvin	2	2001
5	Felix Potvin	13	2001	5	Felix Potvin	7	2001	5	Four Tied	1	
GOALIE GAA*				GOALIE SV PCT*							
No.	Player	Total	Season	No.	Player	Total	Season				
1	Jonathan Quick	1.41^	2012	1	Jonathan Quick	.946^	2012				
2	Jonathan Quick	1.86	2013	2	Jonathan Quick	.934	2013				
3	Felix Potvin	2.16	2002	3	Felix Potvin	.925	2002				
4	Rogie Vachon	2.33	1976	4	Jonathan Quick	.913	2011				
5	Felix Potvin	2.44	2001	5	Rogie Vachon	.912	1976				

* Minimum 5 games

^NHL record (Minimum 15 games)

KINGS ALL-TIME PLAYOFF HAT TRICKS

1974	1. Tommy Williams, 4/14/74 vs. CHI
1976	2. Marcel Dionne, 4/15/76 vs. BOS
1977	3. Butch Goring, 4/9/77 vs. ATL
1989	4. Chris Kontos, 4/6/89 vs. EDM
1990	5. Tony Granato, 4/10/90 vs. CGY
1990	6. Tomas Sandstrom, 4/10/90 vs. CGY
1990	7. Dave Taylor, 4/10/90 vs. CGY
1991	8. Luc Robitaille, 4/26/91 vs. EDM
1993	9. Wayne Gretzky, 5/29/93 at TOR
2012	10. Jeff Carter , 5/15/12 at PHX
2014	11. Jeff Carter , 5/21/14 at CHI

KINGS ALL-TIME PLAYOFF HAT TRICKS - AGAINST

1969	1. Gordon "Red" Berenson, 4/15/69 at STL
1977	2. Bobby Schmautz, 4/11/77 at BOS
1978	3. George Ferguson, 4/11/78 at TOR
1980	4. Bryan Trottier, 4/8/80 at NYI
1987	5. Jari Kurri, 4/9/87 at EDM*
1988	6. Hakan Loob, 4/10/88 at CGY
1991	7. Geoff Courtnall, 4/4/91 vs. VAN
1992	8. Esa Tikkanen, 4/26/92 vs. EDM
1993	9. Wendel Clark, 5/27/93 vs. TOR
1993	10. Eric Desjardins, 6/3/93 at MTL
2013	11. Patrick Kane, 6/8/13 at CHI

*Four-goal game

ALL-TIME PLAYOFF OVERTIME GOALS SCORED BY KINGS (29)

Goring (2), Gretzky (2), **Kopitar** (2), Martinez (2), E. Belanger, Bozek, **D. Brown**, **J. Carter**, Deadmarsh, Evans, Gaborik, Granato, Irvine, C. Johnson, Krushelnyski, Modry, M. Murphy, G. Murray, Pearson, Penner, L. Robitaille, Shuchuk, Stoll, Voynov, J. Williams.

CAREER PLAYOFF OVERTIME GOALS SCORED BY CURRENT KINGS

Dustin Brown (1), 1 with LAK (June 7, 2014 vs. NYR, 2OT)

Jeff Carter (1), 1 with LAK (June 2, 2012 at NJD)

Anze Kopitar (2), 2 with LAK (May 30, 2012 at NJD; April 17, 2010 at VAN)

ALL-TIME PLAYOFF GAME-WINNING GOALS SCORED BY KINGS

1968	Joyal, MacDonald, White
1969	Cahan, Flett, Irvine, MacDonald
1974	Widing
1975	M. Murphy
1976	Goring (2), Berry, Kozak, Nevin
1977	Goring (2), Dionne, Murdoch
1980	St. Laurent
1981	Hopkins
1982	Bozek, Evans, Nicholls, Simmer
1987	Dave Williams
1988	L. Robitaille
1989	Kontos, Nicholls, L. Robitaille, Wiemer
1990	Granato (2), Krushelnyski, L. Robitaille
1991	Gretzky (2), L. Robitaille (2), B. Jones, Dave Taylor
1992	Huddy, L. Robitaille
1993	Gretzky (3), L. Robitaille (2), Rychel (2), Sandstrom (2), Granato, McSorley, Shuchuk, Zhitnik
2001	Deadmarsh (2), E. Belanger, G. Murray, Modry, L. Robitaille, Stumpel
2002	J. Allison, Chartrand, C. Johnson
2010	Kopitar , Richardson
2011	Clifford, Jack Johnson
2012	D. Brown (3), J. Carter (3), King (2), Penner (2), Stoll (2), Greene, Kopitar , Martinez, Richards
2013	Voynov (4), J. Williams (2), Kopitar , Lewis, Penner
2014	Martinez (3), J. Williams (2), D. Brown (2), Toffoli (2), J. Carter , Doughty , Gaborik, Kopitar , T. Lewis, Muzzin, Richards
2016	Pearson

NOTE: All-Time Leaders: L. Robitaille (9), **D. Brown** (5), Gretzky (5), Six Tied (4)

ALL-TIME PLAYOFF POWER PLAY GOALS SCORED BY KINGS (201)

L. Robitaille (14), **J. Carter** (10), Dionne (10), Dave Taylor (10), Gretzky (8), Kontos (7), **D. Brown** (6), **Doughty** (6), Duchesne (6), Nicholls (5), Sandstrom (5), J. Williams (5), Goring (4), Joyal (4), **Kopitar** (4), M. Murphy (4), R. Blake (3), Carson (3), Coffey (3), Gaborik (3), Granato (3), Handzus (3), Kurri (3), T. Lewis (3), McSorley (3), Muzzin (3), Richards (3), Stoll (3), Bozek (2), Martinez (2), W. Mitchell (2), Modin (2), L. Murphy (2), Sargent (2), Simmer (2), Stumpel (2), Sydor (2), T. Williams (2), Zhitnik (2), Apps Jr., Carr, Croteau, Degray, Elik, Evans, Fenton, Flett, Fox, Hardy, H. Hughes, Irvine, Jack Johnson, J.P. Kelly, Kozak, Krushelnyski, LaDue, Lecavalier, R. Lemieux, MacDonald, Menard, Modry, Murdoch, G. Murray, Perreault, D. Schultz, Doug Smith, Smolinski, Terrion, Thomas, Toffoli, Tonelli, Venasky, Voynov, Wells.

ALL-TIME PLAYOFF SHORT-HANDED GOALS SCORED BY KINGS (22)

D. Brown (2), Gretzky (2), **Kopitar** (2), Kurri (2), Dave Taylor (2), M. Allison, R. Blake, Bonar, Campbell, Granato, Greene, Kasper, King, MacDonald, M. Murphy, Lewis, St. Laurent.

KINGS ALL-TIME PLAYOFF PENALTY SHOTS - FOR

1991	Steve Duchesne, 4/10/91 (vs. Kirk McLean at VAN), MADE
2012	Dustin Brown, 4/18/12 (vs. Cory Schneider vs. VAN), MISS

KINGS ALL-TIME PLAYOFF PENALTY SHOTS - AGAINST

1968	Wayne Connelly, 4/9/68 (vs. Terry Sawchuk at MIN), MADE*
1990	Al MacInnis, 4/4/90 (vs. Kelly Hradey at CGY), MADE
2014	Corey Perry, 5/16/14 (vs. Jonathan Quick at ANA), MISS
2016	Patrick Marleau, 4/22/16 (vs. Jonathan Quick vs. SJS), MISS

*First successful penalty shot in NHL postseason history (7th attempt).

KINGS ALL-TIME PLAYOFF SHUTOUTS

1968	1. Terry Sawchuk, 4/6/68 (2-0 vs. MIN), 18 saves
1976	2. Rogie Vachon, 4/8/76 (1-0 at ATL), 27 saves
2001	3. Felix Potvin, 5/4/01 (1-0 at COL), 20 saves
2001	4. Felix Potvin, 5/6/01 (1-0 vs. COL 2OT), 33 saves
2002	5. Felix Potvin, 4/25/02 (1-0 at COL OT), 26 saves
2011	6. Jonathan Quick , 4/16/11 (4-0 at SJS), 34 saves
2012	7. Jonathan Quick , 4/15/12 (1-0 vs. VAN), 41 saves
2012	8. Jonathan Quick , 5/15/12 (4-0 at PHX), 24 saves
2012	9. Jonathan Quick , 6/4/12 (4-0 vs. NJD), 22 saves
2013	10. Jonathan Quick , 5/4/13 (1-0 vs. STL), 30 saves
2013	11. Jonathan Quick , 5/14/13 (2-0 vs. SJS), 35 saves
2013	12. Jonathan Quick , 5/23/13 (3-0 vs. SJS), 24 saves
2014	13. Jonathan Quick , 4/26/14 (3-0 at SJS), 30 saves
2014	14. Jonathan Quick , 6/9/14 (3-0 at NYR), 32 saves

KINGS ALL-TIME PLAYOFF SHUTOUTS - AGAINST

1969	1. Jacques Plante, 4/15/69 (0-4 at STL), 30 saves
1974	2. Tony Esposito, 4/13/74 (0-1 vs. CHI), 32 saves
1974	3. Tony Esposito, 4/16/74 (0-1 at CHI), 18 saves
1976	4. Gilles Gilbert, 4/11/76 (0-4 at BOS), 21 saves
1976	5. Gerry Cheevers, 4/17/76 (0-3 vs. BOS), 27 saves
1976	6. Gilles Gilbert, 4/25/76 (0-3 at BOS), 15 saves
1978	7. Mike Palmateer, 4/13/78 (0-4 vs. TOR), 21 saves
1980	8. Billy Smith, 4/12/80 (0-6 vs. NYI), 20 saves
1989	9. Grant Fuhr, 4/8/89 (0-4 at EDM), 26 saves
1990	10. Bill Ranford, 4/18/90 (0-7 at EDM), 25 saves
1992	11. Bill Ranford, 4/28/92 (0-3 at EDM), 26 saves
2000	12. Chris Osgood, 4/13/00 (0-2 at DET), 19 saves
2000	13. Chris Osgood, 4/19/00 (0-3 vs. DET), 25 saves
2001	14. Chris Osgood, 4/14/01 (0-4 at DET), 20 saves
2001	15. Patrick Roy, 4/28/01 (0-2 at COL), 20 saves
2001	16. Patrick Roy, 5/2/01 (0-3 at COL), 21 saves
2002	17. Patrick Roy, 4/23/02 (0-1 vs. COL), 32 saves
2002	18. Patrick Roy, 4/29/02 (0-4 at COL), 23 saves
2012	19. Mike Smith, 5/20/12 (0-2 vs. PHX), 36 saves
2014	20. John Gibson, 5/10/14 (0-2 vs. ANA), 28 saves
2018	21. Marc-Andre Fleury, 4/11/18 (0-1 at VGK), 30 saves
2018	22. Marc-Andre Fleury, 4/17/18 (0-1 vs. VGK), 31 saves



LA KINGS 2020 - 2021 MEDIA GUIDE

OPPONENTS

LA KINGS



ALL-TIME RECORD vs. ANAHEIM (64-54-11-15)

Year	TOTAL				HOME				AWAY			
	W	L	T	OT	W	L	T	OT	W	L	T	OT
1993-94	4	2	0	—	2	1	0	—	2	1	0	—
1994-95	1	2	2	—	1	1	1	—	0	1	1	—
1995-96	3	2	1	—	2	1	0	—	1	1	1	—
1996-97	1	3	1	—	1	0	1	—	0	3	0	—
1997-98	3	1	1	—	2	1	0	—	1	0	1	—
1998-99	1	5	0	—	1	2	0	—	0	3	0	—
1999-00	2	2	2	0	1	2	0	0	1	0	2	0
2000-01	2	2	1	0	1	0	1	0	1	2	0	0
2001-02	4	0	1	0	2	0	1	0	2	0	0	0
2002-03	2	2	1	0	1	1	0	0	1	1	1	0
2003-04	4	1	1	0	3	0	0	0	1	1	1	0
2005-06	3	4	—	1	2	2	—	0	1	2	—	1
2006-07	4	2	—	2	1	1	—	2	3	1	—	0
2007-08	2	4	—	2	2	2	—	0	0	2	—	2
2008-09	3	2	—	1	2	0	—	1	1	2	—	0
2009-10	4	1	—	1	2	0	—	1	2	1	—	0
2010-11	2	3	—	1	1	1	—	1	1	2	—	0
2011-12	5	1	—	0	3	0	—	0	2	1	—	0
2012-13	2	1	—	1	2	0	—	0	0	1	—	1
2013-14	1	3	—	1	0	2	—	1	1	1	—	0
2014-15	1	1	—	3	1	0	—	1	0	1	—	2
2015-16	2	3	—	0	1	2	—	0	1	1	—	0
2016-17	2	2	—	1	1	1	—	0	1	1	—	1
2017-18	2	2	—	1	1	1	—	0	1	1	—	1
2018-19	3	1	—	0	2	0	—	0	1	1	—	0
2019-20	1	2	—	0	0	1	—	0	1	1	—	0
TOTALS	64	54	11	15	38	22	4	7	26	32	7	8

KINGS FAST FACTS

	OVERALL	AT HOME	ON ROAD
LAST 10 GAMES	4-5-1	5-5-0	4-4-2
LAST WIN	12/12/19 (2-1)	3/23/19 (4-3 SO)	12/12/19 (2-1)
LAST LOSS	2/1/20 (1-3)	2/1/20 (1-3)	12/2/19 (2-4)
LAST OT GAME	3/23/19 (4-3 SO)	3/23/19 (4-3 SO)	3/30/18 (1-2 OT)
LONGEST WIN STREAK	5 Games 1/8/09-2/4/10	5 Games – Twice 11/16/11-4/13/13	3 Games – Twice 12/3/06-3/18/07
LONGEST POINT STREAK	9 Games (6-0-3) 3/24/01-12/19/02	7 Games (5-0-2) 4/1/00-12/19/02	4 Games – Twice 12/10/01-11/2/02 (3-0-1, 1 Tie)
LONGEST LOSING STREAK	6 Games 4/18/98-3/18/99	5 Games (0-3-2) 1/28/06-2/17/07	6 Games (0-4-2) 9/30/07-1/6/09
LONGEST WINLESS STREAK	7 Games (0-5-2) 1/28/06-12/2/06	5 Games (0-3-2) 1/28/06-2/17/07	6 Games – Twice 9/30/07-1/6/09 (0-4-2)
SHUTOUTS BY KINGS	2	2	Never
LAST TIME	1/14/10 (4-0)	1/14/10 (4-0)	
SHUTOUTS OF KINGS	9	3	6
LAST TIME	2/19/17 (0-1)	11/1/16 (0-4)	2/19/17 (0-1)
MOST GOALS	7 12/27/95 (7-1)	7 12/27/95 (7-1)	5 – Six Times 11/13/14 (5-6 SO)
MOST GOALS AGAINST	7 – Twice 2/2/13 (4-7)	6 – Twice 11/15/07 (3-6)	7 – Twice 2/2/13 (4-7)

*Active Streak



ALL-TIME RECORD vs. ARIZONA (92-105-25-11) (Winnipeg Jets, 1979-96; Phoenix Coyotes, 1996-2014)

Year	TOTAL				HOME				AWAY				Year	TOTAL				HOME				AWAY			
	W	L	T	OT	W	L	T	OT	W	L	T	OT		W	L	T	OT	W	L	T	OT	W	L	T	OT
1979-80	1	2	1	—	1	1	0	—	0	1	1	—	2000-01	1	2	2	0	1	1	1	0	0	1	1	0
1980-81	4	0	0	—	2	0	0	—	2	0	0	—	2001-02	0	1	3	1	0	0	2	0	0	1	1	1
1981-82	0	3	0	—	0	1	0	—	0	2	0	—	2002-03	4	1	0	0	3	0	0	0	1	1	0	0
1982-83	2	6	0	—	1	3	0	—	1	3	0	—	2003-04	3	2	1	0	2	0	1	0	1	2	0	0
1983-84	0	5	3	—	0	3	1	—	0	2	2	—	2005-06	3	3	—	2	3	1	—	0	0	2	—	2
1984-85	2	4	2	—	1	3	0	—	1	1	2	—	2006-07	4	4	—	0	3	1	—	0	1	3	—	0
1985-86	5	2	1	—	2	1	1	—	3	1	0	—	2007-08	2	6	—	0	1	3	—	0	1	3	—	0
1986-87	3	5	0	—	2	2	0	—	1	3	0	—	2008-09	2	4	—	0	1	2	—	0	1	2	—	0
1987-88	3	5	0	—	1	3	0	—	2	2	0	—	2009-10	3	2	—	1	1	1	—	1	2	1	—	0
1988-89	2	2	4	—	1	1	2	—	1	1	2	—	2010-11	3	3	—	0	2	1	—	0	1	2	—	0
1989-90	2	5	1	—	1	2	1	—	1	3	0	—	2011-12	3	1	—	2	2	1	—	0	1	0	—	2
1990-91	5	1	2	—	2	0	2	—	3	1	0	—	2012-13	3	2	—	0	2	0	—	0	1	2	—	0
1991-92	4	2	1	—	2	0	1	—	2	2	0	—	2013-14	2	3	—	0	2	1	—	0	0	2	—	0
1992-93	2	3	2	—	2	1	0	—	0	2	2	—	2014-15	3	0	—	1	2	0	—	0	1	0	—	1
1993-94	1	2	1	—	0	1	1	—	1	1	0	—	2015-16	2	3	—	0	0	2	—	0	2	1	—	0
1994-95	3	0	1	—	1	0	1	—	2	0	0	—	1994-95	3	0	1	—	1	0	1	—	2	0	—	0
1995-96	1	3	0	—	1	1	0	—	0	2	0	—	2016-17	2	2	—	1	0	2	—	1	2	0	—	0
1996-97	2	2	0	—	1	1	0	—	1	1	0	—	2017-18	2	0	—	2	2	0	—	0	0	0	—	2
1997-98	2	2	0	—	1	1	0	—	1	1	0	—	2018-19	2	2	—	0	1	1	—	0	1	1	—	0
1998-99	1	5	0	—	0	3	0	—	1	2	0	—	2019-20	1	2	—	0	0	1	—	0	1	1	—	0
1999-00	2	3	0	1	0	2	0	1	2	1	0	0	TOTALS	92	105	25	11	50	48	14	3	42	57	11	8

KINGS FAST FACTS

	OVERALL	AT HOME	ON ROAD
LAST 10 GAMES	5-4-1	3-6-1	5-3-2
LAST WIN	1/30/20 (3-2 OT)	12/27/18 (2-1)	1/30/20 (3-2 OT)
LAST LOSS	11/23/19 (2-3)	11/23/19 (2-3)	11/18/19 (0-3)
LAST OT GAME	1/30/20 (3-2 OT)	12/27/18 (2-1 OT)	1/30/20 (3-2 OT)
LONGEST WIN STREAK	5 Games 12/7/85-2/1/86	4 Games – Twice 3/3/11-1/5/12	4 Games 10/28/90-10/4/91
LONGEST POINT STREAK	9 Games (6-0-3) 10/28/90-10/12/91	13 Games (8-0-5) 11/7/00-1/5/06	5 Games (3-0-2) 2/2/16-3/13/18
LONGEST LOSING STREAK	6 Games 11/17/07-2/18/08	7 Games 11/1/98-10/15/00	6 Games 11/4/06-2/16/08
LONGEST WINLESS STREAK	10 Games (0-6-4) 3/30/83-10/27/84	7 Games (0-6-1) 11/1/98-10/15/00	8 Games (0-5-3) 10/27/82-10/27/84
SHUTOUTS BY KINGS	12	8	4
LAST TIME	2/3/18 (6-0)	2/3/18 (6-0)	12/4/14 (4-0)
SHUTOUTS OF KINGS	15	7	8
LAST TIME	11/18/19 (0-3)	2/16/12 (0-1)	11/18/19 (0-3)
MOST GOALS	9 – Twice 12/19/89 (9-5)	9 12/19/89 (9-5)	9 2/1/86 (9-6)
MOST GOALS AGAINST	10 3/30/83 (5-10)	9 11/24/84 (5-9)	10 3/30/83 (5-10)

*Active Streak



Boston BRUINS

ALL-TIME RECORD vs. BOSTON (44-85-13-2)

Year	TOTAL				HOME				AWAY				Year	TOTAL				HOME				AWAY			
	W	L	T	OT	W	L	T	OT	W	L	T	OT		W	L	T	OT	W	L	T	OT	W	L	T	OT
1967-68	1	3	0	-	0	2	0	-	1	1	0	-	1994-95	-	-	-	-	-	-	-	-	-	-	-	-
1968-69	1	5	0	-	1	2	0	-	0	3	0	-	1995-96	0	1	1	-	0	0	1	-	0	1	0	-
1969-70	0	5	1	-	0	2	1	-	0	3	0	-	1996-97	1	0	1	-	1	0	0	-	0	0	1	-
1970-71	1	5	0	-	1	2	0	-	0	3	0	-	1997-98	0	2	0	-	0	1	0	-	0	1	0	-
1971-72	1	4	1	-	0	3	0	-	1	1	1	-	1998-99	2	0	0	-	1	0	0	-	1	0	0	-
1972-73	2	3	0	-	1	1	0	-	1	2	0	-	1999-00	0	0	2	0	0	0	1	0	0	0	1	0
1973-74	1	3	1	-	1	1	1	-	0	2	0	-	2000-01	1	0	1	0	1	0	0	0	0	0	1	0
1974-75	3	2	0	-	2	1	0	-	1	1	0	-	2001-02	0	1	0	0	0	0	0	0	0	1	0	0
1975-76	1	4	0	-	0	2	0	-	1	2	0	-	2002-03	0	0	0	1	0	0	0	1	0	0	0	0
1976-77	2	2	1	-	2	1	0	-	0	1	1	-	2003-04	0	1	0	0	0	1	0	0	0	0	0	0
1977-78	0	5	0	-	0	2	0	-	0	3	0	-	2005-06	1	0	-	0	0	0	-	0	1	0	-	0
1978-79	3	1	0	-	1	1	0	-	2	0	0	-	2006-07	-	-	-	-	-	-	-	-	-	-	-	-
1979-80	1	2	1	-	1	0	1	-	0	2	0	-	2007-08	0	1	-	0	1	-	0	0	0	0	-	0
1980-81	2	2	0	-	1	1	0	-	1	1	0	-	2008-09	1	0	-	0	0	-	0	1	0	-	0	0
1981-82	0	3	0	-	0	1	0	-	0	2	0	-	2009-10	2	0	-	0	1	0	-	0	1	0	-	0
1982-83	2	1	0	-	2	0	0	-	0	1	0	-	2010-11	2	0	-	0	1	0	-	0	1	0	-	0
1983-84	0	3	0	-	0	1	0	-	0	2	0	-	2011-12	0	2	-	0	0	1	-	0	0	1	-	0
1984-85	0	1	2	-	0	0	2	-	0	1	0	-	2012-13	-	-	-	-	-	-	-	-	-	-	-	-
1985-86	0	3	0	-	0	1	0	-	0	2	0	-	2013-14	1	1	-	0	1	0	-	0	0	1	-	0
1986-87	1	2	0	-	1	1	0	-	0	1	0	-	2014-15	1	1	-	0	1	0	-	0	0	1	-	0
1987-88	0	2	1	-	0	1	0	-	0	1	1	-	2015-16	2	0	-	0	1	0	-	0	1	0	-	0
1988-89	1	2	0	-	1	1	0	-	0	1	0	-	2016-17	0	2	-	0	0	1	-	0	0	1	-	0
1989-90	1	2	0	-	0	1	0	-	1	1	0	-	2017-18	1	1	-	0	0	1	-	0	1	0	-	0
1990-91	1	2	0	-	1	1	0	-	0	1	0	-	2018-19	0	1	-	1	0	1	-	0	0	0	-	1
1991-92	2	1	0	-	1	0	0	-	1	1	0	-	2019-20	1	0	-	0	0	0	-	0	1	0	-	0
1992-93	1	1	0	-	1	0	0	-	0	1	0	-	TOTALS	44	85	13	2	26	37	7	1	18	48	6	1
1993-94	0	2	0	-	0	1	0	-	0	1	0	-													

KINGS FAST FACTS

	OVERALL	AT HOME	ON ROAD
LAST 10 GAMES	4-5-1	5-5-0	5-4-1
LAST WIN	12/17/19 (4-3 OT)	3/19/16 (2-1)	12/17/19 (4-3 OT)
LAST LOSS	2/16/19 (2-4)	2/16/19 (2-4)	2/9/19 (4-5 OT)
LAST OT GAME	12/17/19 (4-3 OT)	1/16/10 (4-3 SO)	12/17/19 (4-3 OT)
LONGEST WIN STREAK	5 Games 3/19/09-1/24/11	3 Games 1/9/14-3/19/16	4 Games 1/12/06-11/20/10
LONGEST POINT STREAK	6 Games (3-0-3) 10/16/98-11/26/00	4 Games (3-0-1) 2/21/79-10/21/81	4 Games – Four Times 1/12/06-11/20/10 (4-0-0)
LONGEST LOSING STREAK	10 Games 11/21/68-1/15/70	4 Games 1/30/69-10/14/71	10 Games – Twice 12/20/81-12/10/87
LONGEST WINLESS STREAK	15 Games (0-14-1) 11/21/68-2/3/71	6 Games (0-5-1) 1/30/69-10/14/71	13 Games (0-12-1) 12/20/81-11/2/89
SHUTOUTS BY KINGS	10	8	2
LAST TIME	12/2/14 (2-0)	12/2/14 (2-0)	1/12/06 (6-0)
SHUTOUTS OF KINGS	10	1	9
LAST TIME	12/18/16 (0-1)	1/3/76 (0-3)	12/18/16 (0-1)
MOST GOALS	9 2/9/16 (9-2)	8 10/17/92 (8-6)	9 2/9/16 (9-2)
MOST GOALS AGAINST	11 11/14/71 (2-11)	8 – Three Times 10/12/07 (6-8)	11 11/14/71 (2-11)

*Active Streak

Note: Due to the abbreviated season Boston did not play in LA last season.



Buffalo SABRES

ALL-TIME RECORD vs. BUFFALO (46-60-18-3)

Year	TOTAL				HOME				AWAY				Year	TOTAL				HOME				AWAY			
	W	L	T	OT	W	L	T	OT	W	L	T	OT		W	L	T	OT	W	L	T	OT	W	L	T	OT
1970-71	1	2	3	-	1	0	2	-	0	2	1	-	1995-96	0	1	1	-	0	1	0	-	0	0	1	-
1971-72	3	2	1	-	2	1	0	-	1	1	1	-	1996-97	1	1	0	-	1	0	0	-	0	1	0	-
1972-73	1	2	2	-	1	0	2	-	0	2	0	-	1997-98	0	1	1	-	0	0	1	-	0	1	0	-
1973-74	1	4	0	-	1	1	0	-	0	3	0	-	1998-99	1	1	0	-	1	0	0	-	0	1	0	-
1974-75	3	1	1	-	1	0	1	-	2	1	0	-	1999-00	1	1	0	-	1	0	0	0	0	1	0	0
1975-76	2	3	0	-	1	2	0	-	1	1	0	-	2000-01	1	1	0	0	1	0	0	0	0	1	0	0
1976-77	2	3	0	-	1	2	0	-	1	1	0	-	2001-02	1	0	0	0	1	0	0	0	0	0	0	0
1977-78	0	3	2	-	0	2	0	-	0	1	2	-	2002-03	1	0	0	0	0	0	0	0	1	0	0	0
1978-79	1	2	1	-	1	1	0	-	0	1	1	-	2003-04	0	2	0	0	0	1	0	0	0	1	0	0
1979-80	0	3	1	-	0	1	1	-	0	2	0	-	2005-06	0	1	-	0	0	0	0	0	0	1	-	0
1980-81	1	2	1	-	0	2	0	-	1	0	1	-	2006-07	-	-	-	-	-	-	-	-	-	-	-	-
1981-82	1	2	0	-	0	1	0	-	1	1	0	-	2007-08	1	0	-	0	1	0	-	0	0	0	-	0
1982-83	1	2	0	-	1	1	0	-	0	1	0	-	2008-09	0	1	-	0	0	0	-	0	0	1	-	0
1983-84	0	2	1	-	0	1	0	-	0	1	1	-	2009-10	1	0	-	0	1	0	-	0	0	0	-	0
1984-85	2	0	1	-	1	0	1	-	1	0	0	-	2010-11	0	1	-	0	0	0	-	0	0	1	-	0
1985-86	2	1	0	-	1	0	0	-	1	1	0	-	2011-12	0	1	-	0	0	1	-	0	0	0	-	0
1986-87	1	2	0	-	0	2	0	-	1	0	0	-	2012-13	-	-	-	-	-	-	-	-	-	-	-	-
1987-88	1	2	0	-	0	1	0	-	1	1	0	-	2013-14	1	0	-	1	1	0	-	0	0	0	-	1
1988-89	3	0	0	-	2	0	0	-	1	0	0	-	2014-15	1	1	-	0	1	0	-	0	0	1	-	0
1989-90	1	2	0	-	0	1	0	-	1	1	0	-	2015-16	1	0	-	1	1	0	-	0	0	0	-	1
1990-91	2	0	1	-	2	0	0	-	0	0	1	-	2016-17	1	1	-	0	1	0	-	0	0	1	-	0
1991-92	1	1	1	-	0	1	1	-	1	0	0	-	2017-18	2	0	-	0	1	0	-	0	1	0	-	0
1992-93	2	0	0	-	1	0	0	-	1	0	0	-	2018-19	0	1	-	1	0	1	-	0	0	0	-	1
1993-94	0	2	0	-	0	1	0	-	0	1	0	-	2019-20	0	2	-	0	0	1	-	0	0	1	-	0
1994-95	-	-	-	-	-	-	-	-	-	-	-	-	TOTALS	46	60	18	3	29	26	9	0	17	34	9	3

KINGS FAST FACTS

	OVERALL	AT HOME	ON ROAD
LAST 10 GAMES	4-4-2	7-3-0	1-6-3
LAST WIN	2/17/18 (4-2)	10/14/17 (4-2)	2/17/18 (4-2)
LAST LOSS	12/21/19 (2-3)	10/17/19 (0-3)	12/21/19 (2-3)
LAST OT GAME	12/11/18 (3-4 OT)	1/21/10 (4-3 SO)	12/11/18 (3-4 OT)
LONGEST WIN STREAK	4 Games 11/22/87-3/1/89	5 Games 11/7/13-10/14/17	2 Games – Four Times 11/22/87-3/1/89
LONGEST POINT STREAK	5 Games (4-0-1) 1/9/84-3/15/86	6 Games (5-0-1) 1/9/97-1/17/02	4 Games (3-0-1) 3/14/90-3/15/93
LONGEST LOSING STREAK	5 Games – Twice 2/4/76-12/11/76	4 Games – Twice 12/20/80-11/20/82	8 Games (0-6-2) 2/13/04-12/13/16
LONGEST WINLESS STREAK	8 Games (0-6-2) 12/7/78-12/20/80	7 Games (0-6-1) 3/24/79-11/20/82	8 Games – Twice 2/13/04-12/13/16 (0-7-1)
SHUTOUTS BY KINGS	6	6	Never
LAST TIME	3/16/17 (2-0)	3/16/17 (2-0)	
SHUTOUTS OF KINGS	9	2	7
LAST TIME	10/17/19 (0-3)	10/17/19 (0-3)	12/9/14 (0-1)
MOST GOALS	9 1/1/76 (9-6)	8 – Twice 12/6/07 (8-2)	9 1/1/76 (9-6)
MOST GOALS AGAINST	10 1/14/06 (1-10)	8 – Twice 3/19/92 (2-8)	10 1/14/06 (1-10)

*Active Streak

Note: Buffalo has won the last four meetings overall against the Kings entering the 2020-21



ALL-TIME RECORD vs. CALGARY (101-116-21-9) (Atlanta Flames, 1972-80)

Year	TOTAL				HOME				AWAY				Year	TOTAL				HOME				AWAY			
	W	L	T	OT	W	L	T	OT	W	L	T	OT		W	L	T	OT	W	L	T	OT	W	L	T	OT
1972-73	1	1	3	-	1	0	1	-	0	1	2	-	1976-77	2	2	0	-	1	1	0	-	1	1	0	-
1973-74	5	1	0	-	3	0	0	-	2	1	0	-	1977-78	2	1	1	-	1	1	0	-	1	0	1	-
1974-75	1	2	1	-	1	0	1	-	0	2	0	-	1978-79	2	2	0	-	2	0	0	-	0	2	0	-
1975-76	3	1	0	-	2	0	0	-	1	1	0	-	1979-80	1	2	1	-	0	2	0	-	1	0	1	-
1976-77	2	2	0	-	1	1	0	-	1	1	0	-	1980-81	1	3	0	-	1	1	0	-	0	2	0	-
1977-78	2	1	1	-	1	1	0	-	1	0	1	-	1981-82	3	4	1	-	3	0	1	-	0	4	0	-
1978-79	2	2	0	-	2	0	0	-	0	2	0	-	1982-83	3	3	2	-	3	1	0	-	0	2	2	-
1979-80	1	2	1	-	0	2	0	-	1	0	1	-	1983-84	3	4	1	-	2	2	0	-	1	2	1	-
1980-81	1	3	0	-	1	1	0	-	0	2	0	-	1984-85	3	4	1	-	2	2	0	-	1	2	1	-
1981-82	3	4	1	-	3	0	1	-	0	4	0	-	1985-86	1	7	0	-	1	3	0	-	0	4	0	-
1982-83	3	3	2	-	3	1	0	-	0	2	2	-	1986-87	3	5	0	-	2	2	0	-	1	3	0	-
1983-84	3	4	1	-	2	2	0	-	1	2	1	-	1987-88	4	4	0	-	1	3	0	-	3	1	0	-
1984-85	3	4	1	-	2	2	0	-	1	2	1	-	1988-89	2	6	0	-	2	2	0	-	0	4	0	-
1985-86	1	7	0	-	1	3	0	-	0	4	0	-	1989-90	3	4	1	-	1	2	1	-	2	2	0	-
1986-87	3	5	0	-	2	2	0	-	1	3	0	-	1990-91	4	3	1	-	2	1	1	-	2	2	0	-
1987-88	4	4	0	-	1	3	0	-	3	1	0	-	1991-92	2	5	0	-	2	1	0	-	0	4	0	-
1988-89	2	6	0	-	2	2	0	-	0	4	0	-	1992-93	3	3	1	-	2	1	1	-	1	2	0	-
1989-90	3	4	1	-	1	2	1	-	2	2	0	-	1993-94	3	3	1	-	2	1	0	-	1	2	1	-
1990-91	4	3	1	-	2	1	1	-	2	2	0	-	1994-95	1	3	1	-	0	1	1	-	1	2	0	-
1991-92	2	5	0	-	2	1	0	-	0	4	0	-	1995-96	1	3	1	-	0	1	1	-	1	2	0	-
1992-93	3	3	1	-	2	1	0	-	1	2	1	-													
1993-94	3	3	1	-	2	1	0	-	1	2	1	-													
1994-95	1	3	1	-	0	1	1	-	1	2	0	-													
1995-96	1	3	1	-	0	1	1	-	1	2	0	-													
TOTALS	101	116	21	9	61	48	9	4	40	68	12	5													

KINGS FAST FACTS

	OVERALL	AT HOME	ON ROAD
LAST 10 GAMES	6-4-0	6-3-1	5-4-1
LAST WIN	2/12/20 (5-3)	2/12/20 (5-3)	10/8/19 4-3 OT
LAST LOSS	12/7/19 (3-4)	4/1/19 (2-7)	12/7/19 (3-4)
LAST OT GAME	10/8/19 (4-3 OT)	10/11/17 (3-4 OT)	10/8/19 (4-3 OT)
LONGEST WIN STREAK	5 Games 10/15/99-1/6/01	5 Games 12/31/15-11/5/16	6 Games 2/5/11-3/10/14
LONGEST POINT STREAK	6 Games (5-0-1) 12/31/15-3/28/17	10 Games (8-0-2) 10/26/72-10/28/76	7 Games (6-0-1) 2/5/11-4/9/14
LONGEST LOSING STREAK	11 Games 3/3/85-3/2/86	5 Games 3/23/85-3/2/86	10 Games 3/29/06-10/10/10
LONGEST WINLESS STREAK	12 Games (0-11-1, 1 Tie) 1/9/85-3/2/86	7 Games (0-6-1, 1 Tie) 2/23/95-3/15/97	14 Games (0-10-4, 4 Ties) 3/13/80-2/28/84
SHUTOUTS BY KINGS	13	8	5
LAST TIME	3/25/19 (3-0)	3/26/18 (3-0)	3/25/19 (3-0)
SHUTOUTS OF KINGS	13	7	6
LAST TIME	11/10/18 (0-1)	11/10/18 (0-1)	11/28/96 (0-2)
MOST GOALS	9 – Twice 3/30/98 (9-7)	9 – Twice 3/30/98 (9-7)	8 – Twice 11/14/89 (8-6)
MOST GOALS AGAINST	11 10/17/88 (4-11)	9 10/13/85 (2-9)	11 10/17/88 (4-11)

*Active Streak



ALL-TIME RECORD vs. CAROLINA (38-33-8-2) (Hartford Whalers, 1979-97)

Year	TOTAL				HOME				AWAY				Year	TOTAL				HOME				AWAY			
	W	L	T	OT	W	L	T	OT	W	L	T	OT		W	L	T	OT	W	L	T	OT	W	L	T	OT
1979-80	1	2	1	-	1	0	1	-	0	2	0	-	2000-01	2	0	0	0	1	0	0	0	1	0	0	0
1980-81	3	0	1	-	2	0	0	-	1	0	1	-	2001-02	1	0	0	1	1	0	0	0	0	0	0	1
1981-82	0	2	1	-	0	1	0	-	0	1	1	-	2002-03	1	0	1	0	1	0	0	0	0	0	1	0
1982-83	2	1	0	-	1	1	0	-	1	0	0	-	2003-04	0	0	0	1	0	0	0	0	0	0	0	1
1983-84	1	2	0	-	0	1	0	-	1	1	0	-	2005-06	0	1	-	0	0	1	-	0	0	0	-	0
1984-85	2	0	1	-	1	0	1	-	1	0	0	-	2006-07	0	1	-	0	0	0	-	0	0	1	-	0
1985-86	1	2	0	-	0	1	0	-	1	1	0	-	2007-08	-	-	-	-	-	-	-	-	-	-	-	-
1986-87	2	1	0	-	2	0	0	-	0	1	0	-	2008-09	1	0	-	0	1	0	-	0	0	0	-	0
1987-88	0	3	0	-	0	1	0	-	0	2	0	-	2009-10	1	0	-	0	0	0	-	0	1	0	-	0
1988-89	2	1	0	-	2	0	0	-	0	1	0	-	2010-11	1	0	-	0	1	0	-	0	0	0	-	0
1989-90	1	2	0	-	0	1	0	-	1	1	0	-	2011-12	0	1	-	0	0	0	-	0	0	1	-	0
1990-91	2	1	0	-	2	0	0	-	0	1	0	-	2012-13	-	-	-	-	-	-	-	-	-	-	-	-
1991-92	0	1	2	-	0	0	1	-	0	1	1	-	2013-14	2	0	-	0	1	0	-	0	1	0	-	0
1992-93	2	0	0	-	1	0	0	-	1	0	0	-	2014-15	1	1	-	0	1	0	-	0	0	1	-	0
1993-94	2	0	0	-	1	0	0	-	1	0	0	-	2015-16	1	1	-	0	1	0	-	0	0	1	-	0
1994-95	-	-	-	-	-	-	-	-	-	-	-	-	2016-17	1	1	-	0	0	1	-	0	1	0	-	0
1995-96	0	2	0	-	0	1	0	-	0	1	0	-	2017-18	1	1	-	0	1	0	-	0	0	1	-	0
1996-97	2	0	0	-	1	0	0	-	1	0	0	-	2018-19	1	1	-	0	1	0	-	0	0	1	-	0
1997-98	0	1	1	-	0	1	0	-	0	0	1	-	2019-20	0	2	-	0	0	1	-	0	0	1	-	0
1998-99	1	1	0	-	0	1	0	-	1	0	0	-													
1999-00	0	1	0	0	0	1	0	0	0	0	0	0	TOTALS	38	33	8	2	24	13	3	0	14	20	5	2

KINGS FAST FACTS

	OVERALL	AT HOME	ON ROAD
LAST 10 GAMES	4-6-0	7-3-0	3-7-0
LAST WIN	12/2/18 (2-0)	12/2/18 (2-0)	1/26/17 (3-0)
LAST LOSS	1/11/20 (0-2)	10/15/19 (0-2)	1/11/20 (0-2)
LAST OT GAME	12/9/17 (3-2 OT)	12/9/17 (3-2 OT)	10/11/13 (2-1 SO)
LONGEST WIN STREAK	4 Games 1/31/92-3/2/94	5 Games 10/17/08-10/23/15	3 Games 12/30/83-11/2/85
LONGEST POINT STREAK	6 Games (3-0-3) 3/29/80-12/19/81	5 Games – Twice 10/17/08-10/23/15 (5-0-0)	4 Games (3-0-1) 11/2/96-1/20/01
LONGEST LOSING STREAK	4 Games 3/22/87-3/9/88	3 Games 3/5/98-3/2/00	6 Games 3/22/86-11/4/89
LONGEST WINLESS STREAK	4 Games – Three Times 3/15/03-2/13/07 (0-2-2, 1 Tie)	3 Games 3/5/98-3/2/00	6 Games 3/22/86-11/4/89
SHUTOUTS BY KINGS	4	2	2
LAST TIME	12/2/18 (2-0)	12/2/18 (2-0)	1/26/17 (3-0)
SHUTOUTS OF KINGS	5	2	3
LAST TIME	1/11/20 (0-2)	10/15/19 (0-2)	1/11/20 (0-2)
MOST GOALS	9 – Twice 1/14/89 (9-6)	9 1/14/89 (9-6)	9 12/30/83 (9-3)
MOST GOALS AGAINST	9 11/27/85 (0-9)	9 11/27/85 (0-9)	8 1/25/96 (2-8)

*Active Streak

Note: The Hurricanes won both games vs the Kings last season by identical 2-0 scores.



Chicago BLACKHAWKS

ALL-TIME RECORD vs. CHICAGO (88-90-17-5)

Year	TOTAL				HOME				AWAY				Year	TOTAL				HOME				AWAY			
	W	L	T	OT	W	L	T	OT	W	L	T	OT		W	L	T	OT	W	L	T	OT	W	L	T	OT
1967-68	1	2	1	-	0	1	1	-	1	1	0	-	1994-95	1	3	0	-	0	2	0	-	1	1	0	-
1968-69	1	5	0	-	1	2	0	-	0	3	0	-	1995-96	2	2	0	-	1	1	0	-	1	1	0	-
1969-70	1	5	0	-	1	2	0	-	0	3	0	-	1996-97	1	3	0	-	0	2	0	-	1	1	0	-
1970-71	2	4	0	-	1	2	0	-	1	2	0	-	1997-98	4	0	0	-	2	0	0	-	2	0	0	-
1971-72	1	5	0	-	1	2	0	-	0	3	0	-	1998-99	4	0	0	-	2	0	0	-	2	0	0	-
1972-73	3	2	0	-	3	0	0	-	0	2	0	-	1999-00	3	1	0	0	1	1	0	0	2	0	0	0
1973-74	1	3	2	-	1	2	0	-	0	1	2	-	2000-01	0	1	3	0	0	0	2	0	0	1	1	0
1974-75	2	2	0	-	0	2	0	-	2	0	0	-	2001-02	2	2	0	0	1	1	0	0	1	1	0	0
1975-76	2	2	0	-	0	2	0	-	2	0	0	-	2002-03	1	2	0	1	1	1	0	0	0	1	0	1
1976-77	2	2	0	-	1	1	0	-	1	1	0	-	2003-04	3	1	0	0	1	1	0	0	2	0	0	0
1977-78	2	2	0	-	1	1	0	-	1	1	0	-	2005-06	3	1	-	0	2	0	-	0	1	1	-	0
1978-79	3	1	0	-	2	0	0	-	1	1	0	-	2006-07	1	1	-	2	0	0	-	2	1	1	-	0
1979-80	3	0	1	-	1	0	1	-	2	0	0	-	2007-08	2	1	-	1	1	0	-	1	1	1	-	0
1980-81	2	0	2	-	1	0	1	-	1	0	1	-	2008-09	2	2	-	0	2	0	-	0	2	-	0	0
1981-82	0	3	0	-	0	2	0	-	0	1	0	-	2009-10	1	2	-	1	1	1	-	0	0	1	-	1
1982-83	0	2	1	-	0	0	1	-	0	2	0	-	2010-11	0	4	-	0	0	2	-	0	0	2	-	0
1983-84	3	0	0	-	2	0	0	-	1	0	0	-	2011-12	3	1	-	0	1	1	-	0	2	0	-	0
1984-85	0	2	1	-	0	1	0	-	0	1	1	-	2012-13	1	2	-	0	0	1	-	0	1	1	-	0
1985-86	0	1	2	-	0	1	1	-	0	0	1	-	2013-14	0	3	-	0	0	1	-	0	0	2	-	0
1986-87	1	1	1	-	1	0	0	-	0	1	1	-	2014-15	1	2	-	0	1	1	-	0	0	1	-	0
1987-88	2	1	0	-	2	0	0	-	0	1	0	-	2015-16	2	1	-	0	1	0	-	0	1	1	-	0
1988-89	3	0	0	-	1	0	0	-	2	0	0	-	2016-17	2	1	-	0	2	0	-	0	0	1	-	0
1989-90	1	2	0	-	1	1	0	-	0	1	0	-	2017-18	2	1	-	0	0	1	-	0	2	0	-	0
1990-91	2	1	0	-	0	1	0	-	2	0	0	-	2018-19	3	0	-	0	2	0	-	0	1	0	-	0
1991-92	1	1	1	-	1	0	0	-	0	1	1	-	2019-20	1	1	-	0	1	0	-	0	0	1	-	0
1992-93	3	1	1	-	1	0	1	-	2	1	0	-	TOTALS	88	90	17	5	47	41	8	3	41	49	9	2
1993-94	1	2	1	-	1	1	0	-	0	1	1	-													

KINGS FAST FACTS

	OVERALL	AT HOME	ON ROAD
LAST 10 GAMES	8-2-0	7-3-0	4-6-0
LAST WIN	11/2/19 (4-3 OT)	11/2/19 (4-3 OT)	11/16/18 (2-1 SO)
LAST LOSS	10/27/19 (1-5)	3/3/18 (3-5)	10/27/19 (1-5)
LAST OT GAME	11/2/19 (4-3 OT)	11/2/19 (4-3 OT)	11/16/18 (2-1 SO)
LONGEST WIN STREAK	10 Games 11/20/97-11/16/99	5 Games – Twice 12/6/86-11/22/89	7 Games 11/17/96-2/16/00
LONGEST POINT STREAK	10 Games (10-0-0) 11/20/97-11/16/99	6 Games (4-0-2) 11/20/78-3/11/81	7 Games (7-0-0) 11/17/96-2/16/00
LONGEST LOSING STREAK	7 Games (0-6-1) 3/10/10-11/26/11	5 Games 11/16/74-11/24/76	6 Games – Twice 3/1/09-12/19/10
LONGEST WINLESS STREAK	7 Games – Twice 3/10/10-11/26/11 (0-7-0)	5 Games (0-5-0) 11/16/74-11/24/76	9 Games (0-7-2) 2/21/71-2/13/74
SHUTOUTS BY KINGS	11	6	5
LAST TIME	3/14/16 (5-0)	2/25/12 (4-0)	3/14/16 (5-0)
SHUTOUTS OF KINGS	16	5	11
LAST TIME	10/30/16 (0-3)	3/18/10 (0-3)	10/30/16 (0-3)
MOST GOALS	9 – Twice 1/1/08 (9-2)	9 – Twice 1/1/08 (9-2)	7 – Twice 2/26/98 (7-4)
MOST GOALS AGAINST	9 1/26/69 (3-9)	8 – Twice 12/18/99 (4-8)	9 1/26/69 (3-9)

*Active Streak

Note: In the last three sudden death wins vs Chicago (all at home) Drew Doughty has scored the overtime winner.



Colorado AVALANCHE

ALL-TIME RECORD vs. COLORADO (72-52-8-5)

(Quebec Nordiques, 1979-95)

Year	TOTAL				HOME				AWAY				Year	TOTAL				HOME				AWAY			
	W	L	T	OT	W	L	T	OT	W	L	T	OT		W	L	T	OT	W	L	T	OT	W	L	T	OT
1979-80	3	1	0	-	2	0	0	-	1	1	0	-	2000-01	2	2	0	0	2	0	0	0	0	2	0	0
1980-81	3	1	0	-	1	1	0	-	2	0	0	-	2001-02	2	2	0	0	1	1	0	0	1	1	0	0
1981-82	1	0	2	-	1	0	1	-	0	0	1	-	2002-03	1	3	0	0	1	1	0	0	0	2	0	0
1982-83	1	1	1	-	1	0	0	-	0	1	1	-	2003-04	1	1	2	0	0	0	2	0	1	1	0	0
1983-84	0	3	0	-	0	2	0	-	0	1	0	-	2005-06	3	1	-	0	1	1	-	0	2	0	-	0
1984-85	1	2	0	-	0	1	0	-	1	1	0	-	2006-07	3	1	-	0	2	0	-	0	1	1	-	0
1985-86	1	2	0	-	0	2	0	-	1	0	0	-	2007-08	1	3	-	0	0	2	-	0	1	1	-	0
1986-87	0	3	0	-	0	1	0	-	0	2	0	-	2008-09	1	2	-	1	0	1	-	1	1	1	-	0
1987-88	2	1	0	-	2	0	0	-	0	1	0	-	2009-10	3	0	-	1	2	0	-	0	1	0	-	1
1988-89	3	0	0	-	1	0	0	-	2	0	0	-	2010-11	4	0	-	0	2	0	-	0	2	0	-	0
1989-90	3	0	0	-	2	0	0	-	1	0	0	-	2011-12	0	3	-	1	0	1	-	1	0	2	-	0
1990-91	2	0	1	-	1	0	0	-	1	0	1	-	2012-13	2	1	-	0	2	0	-	0	0	1	-	0
1991-92	1	1	0	-	1	0	0	-	0	1	0	-	2013-14	2	0	-	1	1	0	-	1	1	0	-	0
1992-93	0	2	0	-	0	1	0	-	0	1	0	-	2014-15	3	0	-	0	1	0	-	0	2	0	-	0
1993-94	1	1	0	-	1	0	0	-	0	1	0	-	2015-16	1	2	-	0	1	1	-	0	0	1	-	0
1994-95	-	-	-	-	-	-	-	-	-	-	-	-	2016-17	2	1	-	0	1	0	-	0	1	1	-	0
1995-96	2	2	1	-	1	1	1	-	1	1	0	-	2017-18	3	0	-	0	2	0	-	0	1	0	-	0
1996-97	3	3	0	-	2	1	0	-	1	2	0	-	2018-19	1	2	-	0	0	1	-	0	1	1	-	0
1997-98	4	1	0	-	2	0	0	-	2	1	0	-	2019-20	2	0	-	1	1	0	-	1	1	0	-	0
1998-99	1	3	1	-	1	1	1	-	0	2	0	-	1999-00	3	1	0	0	2	0	0	0	1	1	0	0
TOTALS	72	52	8	5	41	20	5	4	31	32	3	1													

KINGS FAST FACTS

	OVERALL	AT HOME	ON ROAD
LAST 10 GAMES	7-2-1	7-2-1	7-3-0
LAST WIN	3/9/20 (3-1)	3/9/20 (3-1)	2/15/20 (3-1)
LAST LOSS	2/22/20 (1-2 SO)	2/22/20 (1-2 SO)	1/19/19 (1-7)
LAST OT GAME	2/22/20 (1-2 SO)	2/22/20 (1-2 SO)	12/31/18 (3-2 OT)
LONGEST WIN STREAK	7 Games 2/11/88-2/17/90	7 Games 11/14/87-12/27/91	3 Games – Six Times 2/21/17-12/31/18
LONGEST POINT STREAK	10 Games (9-0-1) 2/11/88-3/9/91	7 Games (7-0-0) 11/14/87-12/27/91	5 Games – Twice 1/21/09-12/21/10 (4-0-1)
LONGEST LOSING STREAK	5 Games (0-4-1) 10/30/11-1/22/13	6 Games 12/10/83-3/14/87	4 Games 12/7/91-2/23/96
LONGEST WINLESS STREAK	5 Games (0-4-1) 10/30/11-1/22/13	6 Games (0-6-0) 12/10/83-3/14/87	4 Games – Twice 12/7/91-1/23/96 (0-4-0)
SHUTOUTS BY KINGS	8	4	4
LAST TIME	2/1/17 (5-0)	2/1/17 (5-0)	12/21/10 (5-0)
SHUTOUTS OF KINGS	3	2	1
LAST TIME	11/23/13 (0-1 OT)	11/23/13 (0-1 OT)	3/27/03 (0-3)
MOST GOALS	11 2/18/89 (11-3)	11 2/18/89 (11-3)	8 12/10/89 (8-4)
MOST GOALS AGAINST	8 – Twice 11/25/93 (6-8)	7 – Three Times 11/21/18 (3-7)	8 – Twice 11/25/93 (6-8)

*Active Streak



Columbus BLUE JACKETS

ALL-TIME RECORD vs. COLUMBUS (34-21-1-5)

Year	TOTAL				HOME				AWAY			
	W	L	T	OT	W	L	T	OT	W	L	T	OT
2000-01	3	1	0	0	2	0	0	0	1	1	0	0
2001-02	3	1	0	0	1	1	0	0	2	0	0	0
2002-03*	0	4	0	0	0	2	0	0	0	2	0	0
2003-04	1	0	1	2	1	0	1	0	0	0	0	2
2005-06	3	1	-	0	2	0	-	0	1	1	-	0
2006-07	2	1	-	1	2	0	-	0	0	1	-	1
2007-08	1	3	-	0	0	2	-	0	1	1	-	0
2008-09	2	2	-	0	1	1	-	0	1	1	-	0
2009-10	3	1	-	0	2	0	-	0	1	1	-	0
2010-11	3	1	-	0	1	1	-	0	2	0	-	0
2011-12	2	2	-	0	1	1	-	0	1	1	-	0
2012-13	3	0	-	0	2	0	-	0	1	0	-	0
2013-14	1	1	-	0	1	0	-	0	0	1	-	0
2014-15	2	0	-	0	1	0	-	0	1	0	-	0
2015-16	1	1	-	0	0	1	-	0	1	0	-	0
2016-17	1	0	-	1	1	0	-	0	0	0	-	1
2017-18	2	0	-	0	1	0	-	0	1	0	-	0
2018-19	1	1	-	0	1	0	-	0	0	1	-	0
2019-20	0	1	--	1	0	1	--	0	0	0	--	1
TOTALS	34	21	1	5	20	10	1	0	14	11	0	5

*pulled goalie in overtime and lost game (no point awarded) on 3/25/03



Dallas STARS

ALL-TIME RECORD vs. DALLAS (89-107-32-10) (Minnesota North Stars, 1967-93)

Year	TOTAL				HOME				AWAY				Year	TOTAL				HOME				AWAY			
	W	L	T	OT	W	L	T	OT	W	L	T	OT		W	L	T	OT	W	L	T	OT	W	L	T	OT
1967-68	2	6	2	-	1	3	1	-	1	3	1	-	1994-95	2	2	0	-	1	1	0	-	1	1	0	-
1968-69	1	4	3	-	1	0	3	-	0	4	0	-	1995-96	0	0	4	-	0	0	2	-	0	0	2	-
1969-70	2	2	4	-	1	0	3	-	1	2	1	-	1996-97	0	3	1	-	0	1	1	-	0	2	0	-
1970-71	0	5	1	-	0	2	1	-	0	3	0	-	1997-98	0	3	1	-	0	2	0	-	0	1	1	-
1971-72	0	6	0	-	0	3	0	-	0	3	0	-	1998-99	0	6	0	-	0	3	0	-	0	3	0	-
1972-73	0	3	2	-	0	2	0	-	0	1	2	-	1999-00	2	3	0	1	2	1	0	0	0	2	0	1
1973-74	2	3	1	-	2	0	1	-	0	3	0	-	2000-01	3	2	0	0	2	0	0	0	1	2	0	0
1974-75	4	0	0	-	2	0	0	-	2	0	0	-	2001-02	2	2	0	1	2	1	0	0	0	1	0	1
1975-76	2	1	1	-	2	0	0	-	0	1	1	-	2002-03	2	3	0	0	1	1	0	0	1	2	0	0
1976-77	1	3	0	-	1	1	0	-	0	2	0	-	2003-04	2	2	2	0	1	1	1	0	1	1	1	0
1977-78	2	1	1	-	1	0	1	-	1	1	0	-	2005-06	6	2	-	0	3	1	-	0	3	1	-	0
1978-79	3	1	0	-	2	0	0	-	1	1	0	-	2006-07	0	6	-	2	0	3	-	1	0	3	-	1
1979-80	2	0	2	-	1	0	1	-	1	0	1	-	2007-08	4	4	-	0	3	1	-	0	1	3	-	0
1980-81	4	0	0	-	2	0	0	-	2	0	0	-	2008-09	4	1	-	1	2	1	-	0	2	0	-	1
1981-82	0	2	1	-	0	0	1	-	0	2	0	-	2009-10	5	1	-	0	2	1	-	0	3	0	-	0
1982-83	1	2	0	-	1	1	0	-	0	1	0	-	2010-11	4	1	-	1	2	0	-	1	2	1	-	0
1983-84	1	1	1	-	0	0	1	-	1	1	0	-	2011-12	3	1	-	2	1	1	-	1	2	0	-	1
1984-85	1	1	1	-	1	1	0	-	0	0	1	-	2012-13	2	3	-	0	1	2	-	0	1	1	-	0
1985-86	2	1	0	-	1	0	0	-	1	1	0	-	2013-14	1	2	-	0	1	1	-	0	0	1	-	0
1986-87	0	2	1	-	0	1	1	-	0	1	0	-	2014-15	1	2	-	0	0	1	-	0	1	1	-	0
1987-88	3	0	0	-	1	0	0	-	2	0	0	-	2015-16	2	1	-	0	1	1	-	0	1	0	-	0
1988-89	2	1	0	-	2	0	0	-	0	1	0	-	2016-17	1	1	-	1	0	1	-	0	1	0	-	1
1989-90	1	2	0	-	1	0	0	-	0	2	0	-	2017-18	1	2	-	0	0	2	-	0	1	0	-	0
1990-91	3	0	0	-	2	0	0	-	1	0	0	-	2018-19	1	1	-	1	0	0	-	1	1	1	-	0
1991-92	1	1	1	-	1	1	0	-	0	0	1	-	2019-20	0	1	--	0	0	1	--	0	0	0	--	0
1992-93	1	1	1	-	0	1	0	-	1	0	1	-	TOTALS	89	107	32	10	51	45	19	4	38	62	13	6
1993-94	0	3	1	-	0	1	1	-	0	2	0	-													

KINGS FAST FACTS

	OVERALL	AT HOME	ON ROAD
LAST 10 GAMES	5-3-2	8-2-0	5-3-2
LAST WIN	11/3/18 (4-1)	11/3/18 (4-1)	10/21/17 (6-4)
LAST LOSS	1/6/20 (2-4)	1/6/20 (2-4)	12/19/19 (2-3 OT)
LAST OT GAME	12/19/19 (2-3 OT)	10/25/16 (3-2 OT)	12/19/19 (2-3 OT)
LONGEST WIN STREAK	5 Games 2/24/01-2/26/02	5 Games – Twice 2/1/12-10/26/14	4 Games 1/28/10-12/15/11
LONGEST POINT STREAK	6 Games (5-0-1) 12/8/15-11/3/18	6 Games (5-0-1, 1 Tie) 1/10/04-3/17/07	4 Games – Twice 2/9/15-10/21/17 (3-0-1)
LONGEST LOSING STREAK	5 Games (0-4-1) 3/2/02-3/25/03	3 Games (0-2-1) 3/2/02-3/25/03	4 Games – Twice 2/8/06-12/21/07 (0-3-1)
LONGEST WINLESS STREAK	8 Games (0-4-4, 1 Tie) 3/2/02-2/11/04	4 Games (0-2-2, 1 Tie) 3/2/02-1/10/04	4 Games – Twice 2/8/06-12/21/07 (0-3-1)
SHUTOUTS BY KINGS	5	4	1
LAST TIME	3/8/10 (6-0)	3/8/10 (6-0)	12/23/08 (3-0)
SHUTOUTS OF KINGS	4	3	1
LAST TIME	1/7/12 (0-1)	1/7/12 (0-1)	10/27/06 (0-2)
MOST GOALS	8 11/13/05 (8-2)	6 – Three Times 1/8/11 (6-4)	8 11/13/05 (8-2)
MOST GOALS AGAINST	7 2/8/06 (4-7)	5 11/17/10 (3-5)	7 2/8/06 (4-7)

*Active Streak

KINGS FAST FACTS

	OVERALL	AT HOME	ON ROAD
LAST 10 GAMES	3-5-2	2-7-1	5-4-1
LAST WIN	1/17/19 (2-1)	1/19/16 (3-2)	1/17/19 (2-1)
LAST LOSS	1/8/20 (1-2)	1/8/20 (1-2)	10/23/18 (2-4)
LAST OT GAME	2/28/19 (3-4 OT)	2/28/19 (3-4 OT)	12/23/16 (2-3 OT)
LONGEST WIN STREAK	5 Games – Three Times 10/19/09-3/12/10	7 Games 1/30/88-10/19/91	5 Games 3/26/09-10/28/10
LONGEST POINT STREAK	9 Games (7-0-2) 4/7/79-3/28/81	10 Games (7-0-3) 4/2/77-1/21/82	5 Games 3/26/09-10/28/10
LONGEST LOSING STREAK	11 Games – Twice 3/7/98-1/26/00	*6 Games – 3 Times 4/2/16 - present (0-5-1)	8 Games 3/31/70-11/14/72
LONGEST WINLESS STREAK	22 Games (0-17-5) 11/8/95-1/26/00	10 Games (0-7-3) 12/2/95-1/20/00	14 Games (0-11-3) 2/25/70-3/26/74
SHUTOUTS BY KINGS	12	9	3
LAST TIME	1/30/18 (3-0)	10/22/11 (1-0)	1/30/18 (3-0)
SHUTOUTS OF KINGS	14	8	6
LAST TIME	2/22/18 (0-2)	2/22/18 (0-2)	3/26/09 (1-0 SO)
MOST GOALS	10 – Twice 2/17/93 (10-5)	10 3/14/81 (10-4)	10 2/17/93 (10-5)
MOST GOALS AGAINST	9 1/16/84 (3-9)	8 – Twice 1/3/85 (3-8)	9 1/16/84 (3-9)

*Active Streak

Note: Due to the abbreviated season LA did not play in Dallas last season.



Detroit RED WINGS

ALL-TIME RECORD vs. DETROIT (89-83-27-5)

Year	TOTAL				HOME				AWAY				Year	TOTAL				HOME				AWAY			
	W	L	T	OT	W	L	T	OT	W	L	T	OT		W	L	T	OT	W	L	T	OT	W	L	T	OT
1967-68	2	1	1	-	0	1	1	-	2	0	0	-	1994-95	2	1	1	-	2	0	0	-	0	1	1	-
1968-69	2	4	0	-	2	1	0	-	0	3	0	-	1995-96	0	3	1	-	0	1	1	-	0	2	0	-
1969-70	0	6	0	-	0	3	0	-	0	3	0	-	1996-97	0	2	2	-	0	1	1	-	0	1	1	-
1970-71	2	1	3	-	2	0	1	-	0	1	2	-	1997-98	2	1	1	-	1	1	0	-	1	0	1	-
1971-72	2	3	1	-	2	1	0	-	0	2	1	-	1998-99	2	2	0	-	1	1	0	-	1	1	0	-
1972-73	2	2	1	-	2	0	1	-	0	2	0	-	1999-00	2	2	1	0	1	1	0	0	1	1	1	0
1973-74	1	3	1	-	1	1	0	-	0	2	1	-	2000-01	1	1	1	0	1	0	1	0	0	1	0	0
1974-75	5	0	1	-	2	0	1	-	3	0	0	-	2001-02	2	2	0	0	2	0	0	0	0	2	0	0
1975-76	3	2	1	-	1	1	1	-	2	1	0	-	2002-03	1	2	1	0	1	1	0	0	0	1	1	0
1976-77	5	0	1	-	3	0	0	-	2	0	1	-	2003-04	0	3	0	1	0	2	0	0	0	1	0	1
1977-78	2	3	1	-	1	1	1	-	1	2	0	-	2005-06	0	3	-	1	0	2	-	0	0	1	-	1
1978-79	5	1	2	-	2	0	2	-	3	1	0	-	2006-07	1	2	-	1	1	1	-	0	0	1	-	1
1979-80	3	0	1	-	1	0	1	-	2	0	0	-	2007-08	1	3	-	0	0	2	-	0	1	1	-	0
1980-81	3	1	0	-	2	0	0	-	1	1	0	-	2008-09	0	3	-	1	0	1	-	1	0	2	-	0
1981-82	2	1	0	-	2	0	0	-	0	1	0	-	2009-10	2	2	-	0	1	1	-	0	1	1	-	0
1982-83	1	0	2	-	1	0	0	-	0	0	2	-	2010-11	3	1	-	0	1	1	-	0	2	0	-	0
1983-84	2	0	1	-	1	0	1	-	1	0	0	-	2011-12	1	3	-	0	1	1	-	0	0	2	-	0
1984-85	2	1	0	-	1	0	0	-	1	1	0	-	2012-13	1	2	-	0	1	0	-	0	0	2	-	0
1985-86	1	2	0	-	0	2	0	-	1	0	0	-	2013-14	0	1	-	1	0	1	-	0	0	0	-	1
1986-87	3	0	0	-	1	0	0	-	2	0	0	-	2014-15	1	1	-	0	1	0	-	0	0	1	-	0
1987-88	1	2	0	-	1	1	0	-	0	1	0	-	2015-16	1	1	-	0	1	0	-	0	0	1	-	0
1988-89	3	0	0	-	1	0	0	-	2	0	0	-	2016-17	1	1	-	0	1	-	0	1	0	-	0	
1989-90	2	1	0	-	2	0	0	-	0	1	0	-	2017-18	2	0	-	0	1	0	-	0	1	0	-	0
1990-91	2	1	0	-	1	0	0	-	1	1	0	-	2018-19	1	1	-	0	1	0	-	0	0	1	-	0
1991-92	1	2	0	-	0	2	0	-	1	0	0	-	2019-20	2	0	-	0	1	0	-	0	1	0	-	0
1992-93	2	1	1	-	0	1	1	-	2	0	0	-	TOTALS	89	83	27	5	52	35	14	1	37	48	13	4
1993-94	1	2	1	-	1	1	0	-	0	1	1	-													

KINGS FAST FACTS

	OVERALL	AT HOME	ON ROAD
LAST 10 GAMES	7-3-0	7-3-0	3-6-1
LAST WIN	12/15/19 (4-2)	11/14/19 (3-2 OT)	12/15/19 (4-2)
LAST LOSS	12/10/18 (1-3)	1/5/17 (0-4)	12/10/18 (1-3)
LAST OT GAME	11/14/19 (3-2 OT)	11/14/19 (3-2 OT)	1/18/14 (2-3 SO)
LONGEST WIN STREAK	6 Games 3/19/88-1/18/90	6 Games 3/19/80-11/18/82	6 Games 1/3/79-12/11/80
LONGEST POINT STREAK	13 Games (11-0-2) 2/12/78-1/20/81	15 Games (10-0-5) 3/16/78-3/16/85	6 Games (6-0-0) 1/3/79-12/11/80
LONGEST LOSING STREAK	12 Games (0-10-2) 2/24/03-12/31/06	6 Games 3/10/03-10/16/06	8 Games (0-5-3) 2/24/03-12/19/07
LONGEST WINLESS STREAK	13 Games (0-10-3) 11/23/02-12/31/06	6 Games (0-6-0) 3/10/03-10/16/06	17 Games (0-13-4) 1/9/69-1/12/74
SHUTOUTS BY KINGS	6	4	2
LAST TIME	2/24/15 (1-0)	2/24/15 (1-0)	12/13/10 (5-0)
SHUTOUTS OF KINGS	9	5	4
LAST TIME	1/5/17 (0-4)	1/5/17 (0-4)	10/21/96 (0-3)
MOST GOALS	11 1/20/81 (11-4)	11 1/20/81 (11-4)	9 3/29/93 (9-3)
MOST GOALS AGAINST	10 11/5/81 (2-10)	7 - Three Times 2/28/11 (4-7)	10 11/5/81 (2-10)

*Active Streak

Note: The Kings have won their last three home games against Detroit entering the 2020-21 season.



Edmonton OILERS

ALL-TIME RECORD vs. EDMONTON (87-90-30-9)

Year	TOTAL				HOME				AWAY				Year	TOTAL				HOME				AWAY			
	W	L	T	OT	W	L	T	OT	W	L	T	OT		W	L	T	OT	W	L	T	OT	W	L	T	OT
1979-80	1	2	1	-	1	1	0	-	0	1	1	-	2000-01	1	3	0	0	0	2	0	0	1	1	0	0
1980-81	2	0	2	-	2	0	0	-	0	0	2	-	2001-02	2	1	1	0	1	1	0	0	1	0	1	0
1981-82	1	5	2	-	1	2	1	-	0	3	1	-	2002-03	1	3	0	0	0	2	0	0	1	1	0	0
1982-83	1	5	2	-	0	2	2	-	1	3	0	-	2003-04	2	2	0	0	1	1	0	0	1	1	0	0
1983-84	2	6	0	-	1	3	0	-	1	3	0	-	2005-06	1	3	-	0	1	1	-	0	0	2	-	0
1984-85	3	4	1	-	2	1	1	-	1	3	0	-	2006-07	2	1	-	1	1	0	-	1	1	1	-	0
1985-86	0	6	2	-	0	3	1	-	0	3	1	-	2007-08	2	1	-	1	1	0	-	1	1	1	-	0
1986-87	2	4	2	-	1	3	0	-	1	1	2	-	2008-09	2	0	-	2	0	0	-	2	0	0	-	0
1987-88	2	4	2	-	2	1	1	-	0	3	1	-	2009-10	2	0	-	2	0	0	-	2	2	0	-	0
1988-89	4	4	0	-	2	2	0	-	2	2	0	-	2010-11	4	0	-	0	2	0	-	0	2	0	-	0
1989-90	2	4	2	-	1	2	1	-	1	2	1	-	2011-12	2	1	-	1	1	1	-	0	1	0	-	1
1990-91	5	2	1	-	3	0	1	-	2	2	0	-	2012-13	2	0	-	1	1	0	-	0	1	0	-	1
1991-92	3	1	3	-	2	0	1	-	1	1	2	-	2013-14	4	0	-	0	2	0	-	0	2	0	-	0
1992-93	5	1	1	-	2	1	0	-	3	0	1	-	2014-15	3	1	-	1	2	0	-	0	1	1	-	1
1993-94	2	23	-	-	1	1	2	-	1	1	1	-	2015-16	5	0	-	0	3	0	-	0	2	0	-	0
1994-95	2	2	1	-	1	1	1	-	1	1	0	-	2016-17	2	3	-	0	2	0	-	0	0	3	-	0
1995-96	1	3	1	-	1	1	0	-	0	2	1	-	2017-18	2	2	-	0	1	1	-	0	1	1	-	0
1996-97	2	3	1	-	1	1	1	-	1	2	0	-	2018-19	2	2	-	0	2	0	-	0	0	2	-	0
1997-98	1	4	0	-	0	3	0	-	1	1	0	-	2019-20	1	3	-	0	1	1	-	0	0	2	-	0
1998-99	3	0	1	-	1	0	1	-	2	0	0	-	TOTALS	87	90	30	9	48	38	15	6	39	52	15	3
1999-00	1	2	1	0	1	0	1	0	0	2	0	0													

KINGS FAST FACTS

	OVERALL	AT HOME	ON ROAD
LAST 10 GAMES	3-7-0	8-2-0	2-8-0
LAST WIN	11/21/19 (5-1)	11/21/19 (5-1)	1/2/18 (5-0)
LAST LOSS	2/23/20 (2-4)	2/23/20 (2-4)	12/6/19 (1-2)
LAST OT GAME	12/30/14 (2-3 SO)	10/27/13 (2-1 SO)	12/30/14 (2-3 SO)
LONGEST WIN STREAK	7 Games 2/19/13-10/14/14	12 Games 4/2/12-2/7/18	6 Games 11/26/08-3/29/11
LONGEST POINT STREAK	14 Games (11-0-3) 1/15/12-4/2/15	12 Games (12-0-0) 4/2/12-4/2/15	14 Games (11-0-3) 11/26/08-3/15
LONGEST LOSING STREAK	4 Games - Five Times 3/6/87-10/21/87	5 Games (0-0-5) 12/3/07-4/10/10	*5 Games 3/24/18 - present (0-5-0)
LONGEST WINLESS STREAK	9 Games - Twice 4/2/85-3/9/86 (0-7-2)	5 Games - Four Times 12/3/07-4/10/10 (0-0-5)	11 Games (0-7-4, 4 Ties) 1/5/80-1/23/83
SHUTOUTS BY KINGS	7	4	3
LAST TIME	1/5/19 (4-0)	1/5/19 (4-0)	1/2/18 (5-0)
SHUTOUTS OF KINGS	9	3	6
LAST TIME	3/20/17 (0-2)	11/3/11 (0-3)	3/20/17 (0-2)
MOST GOALS	9 - Twice 12/28/91 (9-4)	9 12/22/79 (9-3)	9 12/28/91 (9-4)
MOST GOALS AGAINST	11 11/25/81 (4-11)	9 3/26/83 (3-9)	11 11/25/81 (4-11)

*Active Streak

Note: The Kings have lost their last 5 games (0-5-0) in Edmonton entering the 2020-21 season.



Florida PANTHERS

ALL-TIME RECORD vs. FLORIDA (21-14-3-0)

Year	TOTAL				HOME				AWAY			
	W	L	T	OT	W	L	T	OT	W	L	T	OT
1993-94	0	1	1	-	0	1	0	-	0	0	1	-
1994-95	-	-	-	-	-	-	-	-	-	-	-	-
1995-96	1	1	0	-	1	0	0	-	0	1	0	-
1996-97	0	2	0	-	0	1	0	-	0	1	0	-
1997-98	1	0	1	-	1	0	0	-	0	0	1	-
1998-99	1	0	1	-	1	0	0	-	0	0	1	-
1999-00	1	1	0	0	1	0	0	0	0	1	0	0
2000-01	0	1	0	0	0	1	0	0	0	0	0	0
2001-02	1	1	0	0	1	0	0	0	0	1	0	0
2002-03	0	1	0	0	0	1	0	0	0	0	0	0
2003-04	1	0	0	0	0	0	0	0	1	0	0	0
2005-06	1	0	-	0	1	0	-	0	0	0	-	0
2006-07	1	0	-	0	0	0	-	0	1	0	-	0
2007-08	-	-	-	-	-	-	-	-	-	-	-	-
2008-09	1	0	-	0	1	0	-	0	0	0	-	0
2009-10	1	0	-	0	0	0	-	0	1	0	-	0
2010-11	1	0	-	0	1	0	-	0	0	0	-	0
2011-12	1	1	-	0	1	0	-	0	0	1	-	0
2012-13	-	-	-	-	-	-	-	-	-	-	-	-
2013-14	2	0	-	0	1	0	-	0	1	0	-	0
2014-15	1	1	-	0	1	0	-	0	0	1	-	0
2015-16	2	0	-	0	1	0	-	0	1	0	-	0
2016-17	1	1	-	0	0	1	-	0	1	0	-	0
2017-18	2	0	-	0	1	0	-	0	1	0	-	0
2018-19	0	2	-	0	0	1	-	0	0	1	-	0
2019-20	1	1	-	0	1	0	-	0	0	1	-	0
TOTALS	21	14	3	0	14	6	0	0	7	8	3	0

KINGS FAST FACTS

	OVERALL	AT HOME	ON ROAD
LAST 10 GAMES	6-4-0	8-2-0	6-4-0
LAST WIN	2/20/20 (5-4)	2/20/20 (5-4)	2/9/18 (3-1)
LAST LOSS	1/16/20 (3-4)	3/16/19 (3-4)	1/16/20 (3-4)
LAST OT GAME	11/16/09 (4-3 SO)	Never	11/16/09 (4-3 SO)
LONGEST WIN STREAK	7 Games 11/5/03-12/11/11	7 Games 12/10/05-11/7/15	3 Games - Twice 11/23/15-2/9/18
LONGEST POINT STREAK	7 Games (7-0-0) 11/5/03-12/11/11	7 Games (7-0-0) 12/10/05-11/7/15	3 Games - Twice 11/23/15-2/9/18 (3-0-0)
LONGEST LOSING STREAK	3 Games 11/27/95-1/4/97	Never	*2 Games - 3 Times 2/23/19 - present
LONGEST WINLESS STREAK	3 Games (0-3-0) 11/27/95-1/4/97	Never	7 Games (0-4-3, 3 Ties) 10/19/93-10/26/01
SHUTOUTS BY KINGS	4	2	2
LAST TIME	11/18/17 (4-0)	11/18/17 (4-0)	10/13/13 (3-0)
SHUTOUTS OF KINGS	1	1	Never
LAST TIME	1/4/97 (0-5)	1/4/97 (0-5)	
MOST GOALS	7 2/3/07 (7-0)	5 - 3 Times 2/20/20 (5-4)	7 2/3/07 (7-0)
MOST GOALS AGAINST	6 - Twice 2/23/19 (1-6)	6 12/8/93 (5-6)	6 2/23/19 (1-6)

*Active Streak



Minnesota WILD

ALL-TIME RECORD vs. MINNESOTA (31-22-5-10)

Year	TOTAL				HOME				AWAY			
	W	L	T	OT	W	L	T	OT	W	L	T	OT
2000-01	2	2	0	0	1	1	0	0	1	1	0	0
2001-02	2	1	1	0	1	1	0	0	1	0	1	0
2002-03	1	2	1	0	0	2	0	0	1	0	1	0
2003-04	1	0	3	0	0	0	2	0	1	0	1	0
2005-06	3	1	-	0	2	0	0	0	1	1	-	0
2006-07	0	2	-	2	0	0	-	2	0	2	-	0
2007-08	1	2	-	1	1	1	-	0	0	1	-	1
2008-09	4	0	-	0	2	0	-	0	2	0	-	0
2009-10	2	2	-	0	1	1	-	0	1	1	-	0
2010-11	2	0	-	2	1	0	-	1	1	0	-	1
2011-12	2	1	-	1	1	1	-	0	1	0	-	1
2012-13	1	1	-	1	1	0	-	0	0	1	-	1
2013-14	1	1	-	1	0	1	-	1	1	0	-	0
2014-15	2	1	-	0	1	0	-	0	1	1	-	0
2015-16	1	2	-	0	1	1	-	0	0	1	-	0
2016-17	1	1	-	1	1	0	-	0	0	1	-	1
2017-18	3	0	-	0	2	0	-	0	1	0	-	0
2018-19	0	2	-	1	0	1	-	0	0	1	-	1
2019-20	2	1	-	0	2	0	-	0	0	1	-	0
TOTALS	31	22	5	10	18	10	2	4	13	12	3	6

KINGS FAST FACTS

	OVERALL	AT HOME	ON ROAD
LAST 10 GAMES	5-3-2	7-3-0	3-5-2
LAST WIN	3/7/20 (7-3)	3/7/20 (7-3-0)	3/19/18 (4-3 OT)
LAST LOSS	10/26/19	(1-5) 11/8/18 (1-3)	10/26/19 (1-5)
LAST OT GAME	1/15/19 (2-3 SO)	4/5/18 (5-4 OT)	1/15/19 (2-3 SO)
LONGEST WIN STREAK	5 Games 12/13/08-10/8/09	3 Games - Twice 1/7/17-4/5/18	3 Games 1/20/09-12/31/09
LONGEST POINT STREAK	5 Games - Three Times 1/7/17-4/5/18 (4-0-1)	7 Games (3-0-4, 2 Ties) 1/26/04-10/16/07	7 Games (4-0-3, 3 Ties) 2/16/01-2/10/04
LONGEST LOSING STREAK	4 Games (0-2-2) 10/18/06-3/24/07	2 Games - Five Times 1/7/14-3/13/14	4 Games - Twice 3/28/15-2/27/17 (0-3-1)
LONGEST WINLESS STREAK	4 Games (0-2-2) 10/18/06-3/24/07	4 Games (0-2-2) 11/4/02-3/4/04	4 Games - Twice 3/28/15-2/27/17 (0-3-1)
SHUTOUTS BY KINGS	6	1	5
LAST TIME	11/26/14 (4-0)	4/4/13 (3-0)	11/26/14 (4-0)
SHUTOUTS OF KINGS	3	1	2
LAST TIME	1/21/16 (0-3)	1/21/16 (0-3)	2/1/11 (0-1 SO)
MOST GOALS	7 3/7/20 (7-3)	7 3/7/20 (7-3)	5 - Twice 12/31/09 (5-2)
MOST GOALS AGAINST	6 10/18/16 (3-6)	5 11/4/02 (2-5)	6 10/18/16 (3-6)

*Active Streak



Montreal CANADIENS

ALL-TIME RECORD vs. MONTREAL (35-92-20-1)

Year	TOTAL				HOME				AWAY				Year	TOTAL				HOME				AWAY			
	W	L	T	OT	W	L	T	OT	W	L	T	OT		W	L	T	OT	W	L	T	OT	W	L	T	OT
1967-68	2	2	0	-	1	1	0	-	1	1	0	-	1994-95	-	-	-	-	-	-	-	-	-	-	-	-
1968-69	0	4	2	-	0	3	0	-	0	1	2	-	1995-96	1	1	0	-	1	0	0	-	0	1	0	-
1969-70	0	6	0	-	0	3	0	-	0	3	0	-	1996-97	1	1	0	-	1	0	0	-	0	1	0	-
1970-71	2	4	0	-	2	1	0	-	0	3	0	-	1997-98	0	2	0	-	0	1	0	-	0	1	0	-
1971-72	0	5	1	-	0	2	1	-	0	3	0	-	1998-99	0	1	0	-	0	0	0	-	0	1	0	-
1972-73	0	4	1	-	0	2	1	-	0	2	0	-	1999-00	1	1	0	0	1	1	0	0	1	0	0	0
1973-74	1	3	1	-	0	2	0	-	1	1	1	-	2000-01	1	0	0	0	1	0	0	0	0	0	0	0
1974-75	1	2	3	-	0	1	2	-	1	1	1	-	2001-02	0	1	0	0	0	0	0	0	0	1	0	0
1975-76	2	3	1	-	2	1	0	-	0	2	1	-	2002-03	1	1	0	0	1	0	0	0	0	1	0	0
1976-77	0	4	2	-	0	2	1	-	0	2	1	-	2003-04	0	1	0	0	1	0	0	0	0	0	0	0
1977-78	1	4	1	-	0	2	1	-	1	2	0	-	2005-06	0	1	-	0	0	0	-	0	0	1	-	0
1978-79	3	3	2	-	2	2	0	-	1	1	2	-	2006-07	-	-	-	-	-	-	-	-	-	-	-	-
1979-80	0	4	0	-	0	2	0	-	0	2	0	-	2007-08	0	1	-	0	0	1	-	0	0	0	-	0
1980-81	1	3	0	-	1	1	0	-	0	2	0	-	2008-09	0	1	-	0	0	0	-	0	0	1	-	0
1981-82	1	2	0	-	1	1	0	-	0	1	0	-	2009-10	0	1	-	0	0	1	-	0	0	0	-	0
1982-83	1	2	0	-	1	0	0	-	0	2	0	-	2010-11	0	1	-	0	0	0	-	0	0	1	-	0
1983-84	2	1	0	-	2	0	0	-	0	1	0	-	2011-12	0	1	-	0	0	1	-	0	0	0	-	0
1984-85	0	2	1	-	0	1	0	-	0	1	1	-	2012-13	-	-	-	-	-	-	-	-	-	-	-	-
1985-86	1	2	0	-	0	2	0	-	1	0	0	-	2013-14	2	0	-	0	1	0	-	0	1	0	-	0
1986-87	0	3	0	-	0	1	0	-	0	2	0	-	2014-15	1	1	-	0	1	0	-	0	0	1	-	0
1987-88	1	2	0	-	1	1	0	-	0	1	0	-	2015-16	2	0	-	0	1	0	-	0	1	0	-	0
1988-89	0	3	0	-	0	1	0	-	0	2	0	-	2016-17	0	1	-	1	0	0	-	1	0	1	-	0
1989-90	1	1	1	-	1	1	0	-	0	0	1	-	2017-18	2	0	-	0	1	0	-	0	1	0	-	0
1990-91	1	1	1	-	0	1	0	-	1	0	1	-	2018-19	1	1	-	0	0	1	-	0	1	0	-	0
1991-92	1	1	0	-	1	0	0	-	0	1	0	-	2019-20	0	1	-	0	0	0	-	0	0	1	-	0
1992-93	0	1	2	-	0	0	2	-	0	1	0	-	TOTALS	35	92	20	1	23	41	9	1	12	51	11	0
1993-94	0	1	1	-	0	0	1	-	0	1	0	-													

KINGS FAST FACTS

	OVERALL	AT HOME	ON ROAD
LAST 10 GAMES	6-3-1	4-5-1	4-6-0
LAST WIN	10/11/18 (3-0)	10/18/17 (5-1)	10/11/18 (3-0)
LAST LOSS	11/9/19 (2-3)	3/5/19 (1-3)	11/9/19 (2-3)
LAST OT GAME	12/4/16 (4-5 SO)	12/4/16 (4-5 SO)	3/10/91 (4-4 Tie)
LONGEST WIN STREAK	3 Games – Twice 10/18/17-10/11/18	3 Games – Twice 3/3/14-3/3/16	2 Games 10/26/17-10/11/18
LONGEST POINT STREAK	4 Games – Twice 12/4/16-10/11/18 (3-0-1)	6 Games (3-0-3) 2/29/92-11/7/96	4 Games (2-0-2) 1/15/74-1/19/75
LONGEST LOSING STREAK	7 Games – Twice 3/6/04-12/3/11	7 Games 3/5/68-3/19/70	10 Games 10/11/69-11/11/72
LONGEST WINLESS STREAK	15 Games – Twice 2/25/71-11/22/72 (0-13-2)	12 Games (0-9-3) 2/25/71-12/17/75	17 Games (0-14-3) 2/3/68-11/28/73
SHUTOUTS BY KINGS	4	Never	4
LAST TIME	10/11/18 (3-0)		10/11/18 (3-0)
SHUTOUTS OF KINGS	11	2	9
LAST TIME	12/3/97 (0-2)	11/9/85 (0-6)	12/3/97 (0-2)
MOST GOALS	7 – Three Times 12/8/84 (7-9)	7 – Twice 1/31/76 (7-3)	7 12/8/84 (7-9)
MOST GOALS AGAINST	11 1/6/83 (3-11)	8 11/12/80 (4-8)	11 1/6/83 (3-11)

*Active Streak

Note: In four of the Kings last seven visits to Montreal they have shutout the Canadiens.

Note: Due to the abbreviated season Montreal did not play in LA last season.



Nashville PREDATORS

ALL-TIME RECORD vs. NASHVILLE (35-31-3-6)

Year	TOTAL				HOME				AWAY			
	W	L	T	OT	W	L	T	OT	W	L	T	OT
1998-99	1	3	0	-	0	2	0	-	1	1	0	-
1999-00	3	0	0	1	1	0	0	1	2	0	0	0
2000-01	2	1	1	0	1	1	0	0	1	0	1	0
2001-02	3	0	1	0	2	0	0	0	1	0	1	0
2002-03	3	1	0	0	1	1	0	0	2	0	0	0
2003-04	3	0	1	0	2	0	0	0	1	0	1	0
2005-06	2	2	-	0	2	0	-	0	0	2	-	0
2006-07	1	3	-	0	0	2	-	0	1	1	-	0
2007-08	2	2	-	0	1	1	-	0	1	1	-	0
2008-09	0	3	-	1	0	2	-	0	0	1	-	1
2009-10	1	3	-	0	0	2	-	0	1	1	-	0
2010-11	3	1	-	0	1	1	-	0	2	0	-	0
2011-12	3	1	-	0	2	0	-	0	1	1	-	0
2012-13	1	1	-	1	1	0	-	1	0	1	-	0
2013-14	1	2	-	0	0	1	-	0	1	1	-	0
2014-15	0	1	-	2	0	1	-	1	0	0	-	1
2015-16	2	1	-	0	1	0	-	0	1	1	-	0
2016-17	3	0	-	0	2	0	-	0	1	0	-	0
2017-18	0	2	-	1	0	1	-	1	0	1	-	0
2018-19	0	3	-	0	0	1	-	0	0	2	-	0
2019-20	1	1	-	0	1	1	-	0	0	0	-	0
TOTALS	35	31	3	6	18	17	0	4	17	14	3	2

KINGS FAST FACTS

	OVERALL	AT HOME	ON ROAD
LAST 10 GAMES	3-6-1	4-4-2	3-6-1
LAST WIN	10/12/19 (7-4)	10/12/19 (7-4)	12/22/16 (4-0)
LAST LOSS	1/4/20 (1-4)	1/4/20 (1-4)	2/21/19 (1-2)
LAST OT GAME	11/4/17 (3-4 OT)	11/4/17 (3-4 OT)	2/20/16 (2-1 OT)
LONGEST WIN STREAK	4 Games – Twice 12/10/02-12/11/03	4 Games – Twice 11/19/03-3/25/06	4 Games 3/7/02-12/11/03
LONGEST POINT STREAK	7 Games (6-0-1) 2/27/01-11/2/02	4 Games – Twice 10/31/15-11/4/17 (3-0-1)	11 Games (8-0-3) 4/12/99-1/13/04
LONGEST LOSING STREAK	7 Games (0-6-1) 10/25/08-3/14/10	5 Games (0-5-0) 1/8/08-3/14/10	3 Games – Three Times* 2/1/18 - present
LONGEST WINLESS STREAK	7 Games (0-6-1) 10/25/08-3/14/10	5 Games (0-5-0) 1/8/08-3/14/10	3 Games – Three Times* 2/1/18 - present (0-3-0)
SHUTOUTS BY KINGS	9	4	5
LAST TIME	12/22/16 (4-0)	10/23/07 (6-0)	12/22/16 (4-0)
SHUTOUTS OF KINGS	5	1	4
LAST TIME	2/1/18 (0-5)	1/8/08 (0-7)	2/1/18 (0-5)
MOST GOALS	7 10/12/19 (7-4)	7 10/12/19 (7-4)	6 – Twice 12/18/10 (6-1)
MOST GOALS AGAINST	7 – Three Times 1/3/15 (6-7 OT)	7 – Twice 1/3/15 (6-7 OT)	7 12/23/06 (0-7)

*Active Streak

Note: Due to the abbreviated season the Kings did not play in Nashville last season.



**New Jersey
DEVILS**

ALL-TIME RECORD vs. NEW JERSEY (57-35-11-4)

(Kansas City Scouts, 1974-76; Colorado Rockies, 1976-82)

Year	TOTAL				HOME				AWAY				Year	TOTAL				HOME				AWAY			
	W	L	T	OT	W	L	T	OT	W	L	T	OT		W	L	T	OT	W	L	T	OT	W	L	T	OT
1974-75	3	1	0	-	2	0	0	-	1	1	0	-	1997-98	2	0	0	-	1	0	0	-	1	0	0	-
1975-76	4	0	0	-	2	0	0	-	2	0	0	-	1998-99	1	1	0	-	0	1	0	-	1	0	0	-
1976-77	2	0	2	-	1	0	1	-	1	0	1	-	1999-00	0	1	0	0	0	0	0	0	0	1	0	0
1977-78	2	1	1	-	2	0	0	-	0	1	1	-	2000-01	1	1	0	0	0	1	0	0	1	0	0	0
1978-79	2	0	2	-	1	0	1	-	1	0	1	-	2001-02	1	0	0	0	0	0	0	0	1	0	0	0
1979-80	4	0	0	-	2	0	0	-	2	0	0	-	2002-03	1	0	0	0	1	0	0	0	0	0	0	0
1980-81	3	0	1	-	1	0	1	-	2	0	0	-	2003-04	0	1	0	1	0	1	0	0	0	0	0	1
1981-82	4	2	2	-	3	0	1	-	1	2	1	-	2005-06	-	-	-	-	-	-	-	-	-	-	-	-
1982-83	2	1	0	-	2	0	0	-	0	1	0	-	2006-07	1	0	-	0	1	0	-	0	0	0	-	0
1983-84	1	2	0	-	1	0	0	-	0	2	0	-	2007-08	0	1	-	0	0	0	-	0	0	1	-	0
1984-85	3	0	0	-	2	0	0	-	1	0	0	-	2008-09	1	1	-	0	0	1	-	0	1	0	-	0
1985-86	1	2	0	-	0	1	0	-	1	1	0	-	2009-10	1	0	-	0	0	0	-	0	1	0	-	0
1986-87	2	1	0	-	2	0	0	-	0	1	0	-	2010-11	1	0	-	0	1	0	-	0	0	0	-	0
1987-88	1	1	1	-	0	0	1	-	1	1	0	-	2011-12	0	1	-	1	0	1	-	0	0	0	-	1
1988-89	1	0	2	-	1	0	1	-	0	0	1	-	2012-13	-	-	-	-	-	-	-	-	-	-	-	-
1989-90	1	2	0	-	1	0	0	-	0	2	0	-	2013-14	1	0	-	1	0	0	-	1	1	0	-	0
1990-91	2	1	0	-	1	1	0	-	1	0	0	-	2014-15	1	1	-	0	0	1	-	0	1	0	-	0
1991-92	0	3	0	-	0	1	0	-	0	2	0	-	2015-16	0	1	1	0	0	0	-	1	0	1	-	0
1992-93	1	1	0	-	1	0	0	-	0	1	0	-	2016-17	2	0	-	0	1	0	-	0	1	0	-	0
1993-94	2	0	0	-	1	0	0	-	1	0	0	-	2017-18	0	2	-	0	0	1	-	0	0	1	-	0
1994-95	-	-	-	-	-	-	-	-	-	-	-	-	2018-19	1	1	-	0	0	1	-	0	1	0	-	0
1995-96	0	2	0	-	0	1	0	-	0	1	0	-	2019-20	1	1	-	0	1	0	-	0	0	1	-	0
1996-97	0	2	0	-	0	1	0	-	0	1	0	-	TOTALS	57	35	11	4	32	13	6	2	25	22	5	2

KINGS FAST FACTS

	OVERALL	AT HOME	ON ROAD
LAST 10 GAMES	4-5-1	3-5-2	6-3-1
LAST WIN	2/29/20 (2-1 OT)	2/29/20 (2-1 OT)	2/5/19 (5-1)
LAST LOSS	2/8/20 (0-3)	12/6/18 (3-6)	2/8/20 (0-3)
LAST OT GAME	2/29/20 (2-1 OT)	2/29/20 (2-1 OT)	10/13/11 (1-2 SO)
LONGEST WIN STREAK	7 Games 10/23/79-3/6/81	6 Games 3/27/82-1/29/85	5 Games 2/4/79-3/6/81
LONGEST POINT STREAK	14 Games (11-0-3) 3/2/78-10/15/81	23 Games (19-0-4) 10/19/74-1/19/85	6 Games (5-0-1) 12/19/78-3/6/81
LONGEST LOSING STREAK	4 Games – Twice 11/4/95-3/30/97	4 Games (0-2-2) 10/25/11-3/12/16	3 Games – Twice 10/22/91-1/14/93
LONGEST WINLESS STREAK	4 Games – Twice 11/4/95-3/30/97 (0-4-0)	4 Games (0-2-2) 10/25/11-3/12/16	3 Games – Three Times 10/22/91-1/14/93 (0-3-0)
SHUTOUTS BY KINGS	7	2	5
LAST TIME	11/15/13 (2-0)	11/24/82 (3-0)	11/15/13 (2-0)
SHUTOUTS OF KINGS	5	3	2
LAST TIME	2/8/20 (0-3)	3/17/18 (0-3)	2/8/20 (0-3)
MOST GOALS	10 10/15/81 (10-2)	10 10/15/81 (10-2)	8 – Twice 10/28/80 (8-4)
MOST GOALS AGAINST	7 – Three Times 12/14/99 (1-7)	6 – Four Times 12/6/18 (3-6)	7 – Three Times 12/14/99 (1-7)

*Active Streak



**New York
ISLANDERS**

ALL-TIME RECORD vs. NEW YORK ISLANDERS (49-47-12-3)

Year	TOTAL				HOME				AWAY				Year	TOTAL				HOME				AWAY			
	W	L	T	OT	W	L	T	OT	W	L	T	OT		W	L	T	OT	W	L	T	OT	W	L	T	OT
1972-73	4	1	0	-	2	0	0	-	2	1	0	-	1996-97	1	1	0	-	1	0	0	-	0	1	0	-
1973-74	3	1	1	-	2	1	0	-	1	0	1	-	1997-98	1	1	0	-	1	0	0	-	0	1	0	-
1974-75	0	1	3	-	0	0	2	-	0	1	1	-	1998-99	0	2	0	-	0	1	0	-	0	1	0	-
1975-76	1	2	1	-	1	0	1	-	0	2	0	-	1999-00	1	0	0	-	1	0	0	-	0	0	0	-
1976-77	2	2	0	-	1	1	0	-	1	1	0	-	2000-01	2	0	0	-	1	0	0	-	1	0	0	-
1977-78	0	2	2	-	0	1	1	-	0	1	1	-	2001-02	1	1	0	-	0	1	0	-	0	1	0	-
1978-79	0	2	2	-	0	1	1	-	0	1	1	-	2002-03	0	1	0	-	0	1	0	-	0	0	0	-
1979-80	1	2	1	-	1	0	1	-	0	2	0	-	2003-04	0	0	1	-	0	0	0	-	0	0	1	-
1980-81	2	2	0	-	1	1	0	-	1	1	0	-	2005-06	-	-	-	-	-	-	-	-	-	-	-	-
1981-82	2	1	0	-	1	1	0	-	1	0	0	-	2006-07	1	0	-	-	1	0	-	-	0	0	-	-
1982-83	0	3	0	-	0	1	0	-	0	2	0	-	2007-08	1	0	-	-	0	0	-	-	0	1	-	-
1983-84	0	2	1	-	0	1	1	-	0	1	0	-	2008-09	1	0	-	-	0	0	-	-	0	1	-	-
1984-85	1	2	0	-	1	0	0	-	0	2	0	-	2009-10	2	0	-	-	1	0	-	-	0	1	-	-
1985-86	1	2	0	-	0	2	0	-	1	0	0	-	2010-11	1	1	-	-	0	1	-	-	0	1	-	-
1986-87	2	1	0	-	1	0	0	-	1	1	0	-	2011-12	0	0	-	-	1	0	-	-	0	0	-	-
1987-88	0	3	0	-	0	2	0	-	0	1	0	-	2012-13	-	-	-	-	-	-	-	-	-	-	-	-
1988-89	2	1	0	-	1	0	0	-	1	1	0	-	2013-14	2	0	-	-	0	1	-	-	0	1	-	-
1989-90	1	2	0	-	1	1	0	-	0	1	0	-	2014-15	1	0	-	-	1	0	-	-	1	1	-	-
1990-91	3	0	0	-	1	0	0	-	2	0	0	-	2015-16	1	1	-	-	0	1	-	-	0	1	-	-
1991-92	1	1	0	-	0	1	0	-	1	0	0	-	2016-17	1	1	-	-	0	1	-	-	0	1	-	-
1992-93	2	0	0	-	1	0	0	-	1	0	0	-	2017-18	1	0	-	-	1	1	-	-	0	0	-	-
1993-94	1	1	0	-	1	0	0	-	0	1	0	-	2018-19	0	2	-	-	0	1	-	-	0	1	-	-
1994-95	-	-	-	-	-	-	-	-	-	-	-	-	2019-20	1	1	-	-	0	1	-	-	0	1	-	-
1995-96	1	1	0	-	1	0	0	-	0	1	0	-	TOTALS	49	47	12	3	29	18	7	1	20	29	5	2

KINGS FAST FACTS

	OVERALL	AT HOME	ON ROAD
LAST 10 GAMES	4-5-1	8-1-1	3-5-2
LAST WIN	11/27/19 (4-1)	11/27/19 (4-1)	3/26/15 (3-2)
LAST LOSS	2/6/20 (3-5)	10/18/18 (2-7)	2/6/20 (3-5)
LAST OT GAME	12/16/17 (3-4 OT)	11/6/14 (1-2 SO)	12/16/17 (3-4 OT)
LONGEST WIN STREAK	6 Games 10/10/06-11/13/10	5 Games 3/18/93-10/21/97	4 Games 10/30/90-10/27/92
LONGEST POINT STREAK	7 Games (6-0-1) 11/4/72-1/8/74	8 Games (7-0-1) 10/10/06-10/15/17	6 Games (5-0-1, 1 Tie) 11/5/00-10/12/09
LONGEST LOSING STREAK	4 Games 10/26/82-10/11/83	2 Games – Four Times 1/19/02-2/15/03	*5 Games – 3 Times 2/11/16 - present (0-4-1)
LONGEST WINLESS STREAK	11 Games (0-6-5) 10/18/77-2/7/80	5 Games (0-2-3) 10/26/77-11/24/79	7 Games (0-5-2) 2/8/76-2/7/80
SHUTOUTS BY KINGS	8	5	3
LAST TIME	12/7/13 (3-0)	12/7/13 (3-0)	1/5/02 (3-0)
SHUTOUTS OF KINGS	7	Never	7
LAST TIME	2/19/11 (0-3)		2/19/11 (0-3)
MOST GOALS	9 – Three Times 11/16/95 (9-2)	9 – Twice 11/16/95 (9-2)	9 10/20/81 (9-6)
MOST GOALS AGAINST	8 – Three Times 10/20/84 (3-8)	8 2/19/79 (3-8)	8 – Twice 10/20/84 (3-8)

*Active Streak



New York RANGERS

ALL-TIME RECORD vs. NEW YORK RANGERS (52-68-16-3)

Year	TOTAL				HOME				AWAY				Year	TOTAL				HOME				AWAY			
	W	L	T	OT	W	L	T	OT	W	L	T	OT		W	L	T	OT	W	L	T	OT	W	L	T	OT
1967-68	2	2	0	-	1	1	0	-	1	1	0	-	1994-95	-	-	-	-	-	-	-	-	-	-	-	-
1968-69	3	3	0	-	3	0	0	-	0	3	0	-	1995-96	1	1	0	-	1	0	0	-	0	1	0	-
1969-70	1	4	1	-	1	2	0	-	0	2	1	-	1996-97	0	2	0	-	0	1	0	-	0	1	0	-
1970-71	0	4	2	-	0	2	1	-	0	2	1	-	1997-98	1	0	1	-	1	0	0	-	0	0	1	-
1971-72	0	6	0	-	0	3	0	-	0	3	0	-	1998-99	0	1	0	-	0	1	0	-	0	0	0	-
1972-73	0	3	2	-	0	1	2	-	0	2	0	-	1999-00	1	1	0	0	1	0	0	0	0	1	0	0
1973-74	1	2	2	-	1	1	0	-	0	1	2	-	2000-01	0	1	1	0	0	0	1	0	0	1	0	0
1974-75	1	1	2	-	1	0	1	-	0	1	1	-	2001-02	1	1	0	0	0	1	0	0	1	0	0	0
1975-76	4	0	0	-	2	0	0	-	2	0	0	-	2002-03	1	0	0	0	0	0	0	0	1	0	0	0
1976-77	3	0	1	-	1	0	1	-	2	0	0	-	2003-04	0	0	0	1	0	0	0	1	0	0	0	0
1977-78	3	1	0	-	1	1	0	-	2	0	0	-	2005-06	-	-	-	-	-	-	-	-	-	-	-	-
1978-79	1	3	0	-	1	1	0	-	0	2	0	-	2006-07	1	0	-	0	1	0	-	0	0	0	-	0
1979-80	1	3	0	-	1	1	0	-	0	2	0	-	2007-08	1	0	-	0	0	0	-	0	1	0	-	0
1980-81	3	1	0	-	1	1	0	-	2	0	0	-	2008-09	0	0	-	1	0	0	-	1	0	0	-	0
1981-82	1	2	0	-	0	2	0	-	1	0	0	-	2009-10	1	1	-	0	1	0	-	0	0	1	-	0
1982-83	1	1	1	-	0	0	1	-	1	1	0	-	2010-11	0	0	-	1	0	0	-	0	0	0	-	1
1983-84	0	1	2	-	0	0	2	-	0	1	0	-	2011-12	1	0	-	0	1	0	-	0	0	0	-	0
1984-85	2	1	0	-	1	0	0	-	1	1	0	-	2012-13	-	-	-	-	-	-	-	-	-	-	-	-
1985-86	1	2	0	-	1	1	0	-	0	1	0	-	2013-14	1	1	-	0	0	1	-	0	1	0	-	0
1986-87	0	2	1	-	0	0	1	-	0	2	0	-	2014-15	1	1	-	0	0	1	-	0	1	0	-	0
1987-88	3	0	0	-	2	0	0	-	1	0	0	-	2015-16	2	0	-	0	1	0	-	0	1	0	-	0
1988-89	1	2	0	-	0	1	0	-	1	1	0	-	2016-17	0	2	-	0	0	1	-	0	0	1	-	0
1989-90	2	1	0	-	1	1	0	-	1	0	0	-	2017-18	1	1	-	0	1	0	-	0	0	1	-	0
1990-91	0	3	0	-	0	1	0	-	0	2	0	-	2018-19	2	0	-	0	1	0	-	0	1	0	-	0
1991-92	1	2	0	-	1	1	0	-	0	1	0	-	2019-20	1	1	-	0	1	0	-	0	0	1	-	0
1992-93	0	2	0	-	0	1	0	-	0	1	0	-	TOTALS	52	68	16	3	30	29	10	2	22	39	6	1
1993-94	0	2	0	-	0	1	0	-	0	1	0	-													

KINGS FAST FACTS

	OVERALL	AT HOME	ON ROAD
LAST 10 GAMES	6-4-0	6-3-1	5-4-1
LAST WIN	12/10/19 (3-1)	12/10/19 (3-1)	2/4/19 (4-3 OT)
LAST LOSS	2/9/20 (1-4)	3/25/17 (0-3)	2/9/20 (1-4)
LAST OT GAME	2/4/19 (4-3 OT)	3/17/16 (4-3 OT)	2/4/19 (4-3 OT)
LONGEST WIN STREAK	6 Games 1/28/75-10/20/76	4 Games 1/19/68-2/13/69	6 Games 10/12/75-1/29/78
LONGEST POINT STREAK	11 Games (10-0-1) 1/28/75-11/5/77	7 Games (5-0-2) 11/9/74-11/5/77	6 Games (6-0-0) 10/12/75-1/29/78
LONGEST LOSING STREAK	8 Games (0-8-0) 3/7/71-11/12/72	3 Games – Four Times 1/30/92-1/27/94	7 Games (0-7-0) 10/31/90-12/18/96
LONGEST WINLESS STREAK	20 Games (0-15-5) 2/8/70-10/14/73	10 Games (0-7-3) 2/11/70-2/21/73	19 Games (0-14-5) 10/20/68-1/26/75
SHUTOUTS BY KINGS	5	3	2
LAST TIME	11/17/13 (1-0)	12/2/89 (6-0)	11/17/13 (1-0)
SHUTOUTS OF KINGS	8	2	6
LAST TIME	3/25/17 (0-3)	3/25/17 (0-3)	12/18/96 (0-4)
MOST GOALS	7 – Twice 2/5/85 (7-5)	2/5/85 (7-5)	12/13/78 (7-8)
MOST GOALS AGAINST	9 10/31/90 (4-9)	8 1/23/93 (3-8)	9 10/31/90 (4-9)

*Active Streak



Ottawa SENATORS

ALL-TIME RECORD vs. OTTAWA (23-13-2-1)

Year	TOTAL				HOME				AWAY				Year	TOTAL				HOME				AWAY			
	W	L	T	OT	W	L	T	OT	W	L	T	OT		W	L	T	OT	W	L	T	OT	W	L	T	OT
1992-93	2	0	0	-	1	0	0	-	1	0	0	-	1992-93	2	0	0	-	1	0	0	-	1	0	0	-
1993-94	1	1	0	-	1	0	0	-	0	1	0	-	1993-94	1	1	0	-	1	0	0	-	0	1	0	-
1994-95	-	-	-	-	-	-	-	-	-	-	-	-	1994-95	-	-	-	-	-	-	-	-	-	-	-	-
1995-96	1	1	0	-	1	0	0	-	0	1	0	-	1995-96	1	1	0	-	1	0	0	-	0	1	0	-
1996-97	1	0	1	-	1	0	0	-	0	0	1	-	1996-97	1	0	1	-	1	0	0	-	0	0	1	-
1997-98	1	1	0	-	1	0	0	-	0	1	0	-	1997-98	1	1	0	-	1	0	0	-	0	1	0	-
1998-99	1	1	0	-	1	0	0	-	0	1	0	-	1998-99	1	1	0	-	1	0	0	-	0	1	0	-
1999-00	0	1	0	0	0	1	0	0	0	0	0	0	1999-00	0	1	0	0	0	1	0	0	0	0	0	0
2000-01	1	0	0	0	0	0	0	0	0	0	0	0	2000-01	1	0	0	0	0	0	0	0	1	0	0	0
2001-02	1	0	1	0	0	0	1	0	0	0	1	0	2001-02	1	0	1	0	0	0	1	0	1	0	0	0
2002-03	2	0	0	0	1	0	0	0	1	0	0	0	2002-03	2	0	0	0	1	0	0	0	1	0	0	0
2003-04	1	0	0	0	1	0	0	0	0	0	0	0	2003-04	1	0	0	0	1	0	0	0	0	0	0	0
2005-06	0	1	-	0	0	0	-	0	0	0	-	0	2005-06	0	1	-	0	0	0	-	0	0	1	-	0
2006-07	-	-	-	-	-	-	-	-	-	-	-	-	2006-07	-	-	-	-	-	-	-	-	-	-	-	-
2007-08	1	0	-	0	1	0	-	0	0	0	-	0	2007-08	1	0	-	0	1	0	-	0	0	0	-	0
2008-09	1	0	-	0	0	0	-	0	0	0	-	0	2008-09	1	0	-	0	0	0	-	0	1	0	-	0
2009-10	1	0	-	0	1	0	-	0	0	0	-	0	2009-10	1	0	-	0	1	0	-	0	0	0	-	0
2010-11	0	1	-	0	0	0	-	0	0	0	-	0	2010-11	0	1	-	0	0	0	-	0	0	1	-	0
2011-12	1	0	-	0	1	0	-	0	0	0	-	0	2011-12	1	0	-	0	1	0	-	0	0	0	-	0
2012-13	-	-	-	-	-	-	-	-	-	-	-	-	2012-13	-	-	-	-	-	-	-	-	-	-	-	-
2013-14	2	0	-	0	1	0	-	0	1	0	-	0	2013-14	2	0	-	0	1	0	-	0	1	0	-	0
2014-15	1	1	-	0	0	1	-	0	0	1	-	0	2014-15	1	1	-	0	0	1	-	0	1	0	-	0
2015-16	0	2	-	0	0	1	-	0	0	1	-	0	2015-16	0	2	-	0	0	1	-	0	0	1	-	0
2016-17	1	1	-	0	1	0	-	0	1	0	-	0	2016-17	1	1	-	0	1	0	-	0	0	1	-	0
2017-18	2	0	-	0	1	0	-	0	0	1	-	0	2017-18	2	0	-	0	1	0	-	0	1	0	-	0
2018-19	0	2	-	0	0	1	-	0	0	1	-	0	2018-19	0	2	-	0	0	1	-	0	0	1	-	0
2019-20	1	0	-	1	1	0	-	0	0	0	-	1	2019-20	1	0	-	1	1	0	-	0	0	0	-	1
TOTALS	23	13	2	1	15	4	1	0	8	9	1	1	TOTALS	23	13	2	1	15	4	1	0	8	9	1	1

KINGS FAST FACTS

	OVERALL	AT HOME	ON ROAD
LAST 10 GAMES	4-5-1	7-3-0	4-5-1
LAST WIN	3/11/20 (3-2)	3/11/20 (3-2)	10/24/17 (3-2 SO)
LAST LOSS	11/7/19 (2-3 OT)	1/10/19 (1-4)	11/7/19 (2-3 OT)
LAST OT GAME	11/7/19 (2-3 OT)	12/7/17 (4-3 OT)	11/7/19 (2-3 OT)
LONGEST WIN STREAK	4 Games 1/23/12-12/11/14	6 Games – Twice 1/30/03-10/9/13	3 Games 1/16/01-11/8/02
LONGEST POINT STREAK	6 Games (5-0-1) 1/16/01-10/15/03	7 Games (6-0-1, 1 Tie) 3/4/02-10/9/13	3 Games (3-0-0) 1/16/01-11/8/02
LONGEST LOSING STREAK	4 Games 2/26/15-11/11/16	2 Games 2/26/15-1/16/16	*2 Games – 3 Times 10/13/18 - present (0-1-1)
LONGEST WINLESS STREAK	4 Games (0-4-0) 2/26/15-11/11/16	2 Games – Twice 2/26/15-1/16/16 (0-2-0)	5 Games (0-4-1) 12/13/93-12/3/98
SHUTOUTS BY KINGS	5	4	1
LAST TIME	2/3/09 (1-0)	3/6/08 (2-0)	2/3/09 (1-0)
SHUTOUTS OF KINGS	1	1	Never
LAST TIME	2/26/15 (0-1)	2/26/15 (0-1)	
MOST GOALS	8 3/4/93 (8-6)	8 3/4/93 (8-6)	7 1/16/01 (7-6 OT)
MOST GOALS AGAINST	6 – Twice 1/16/01 (7-6 OT)	6 3/4/93 (8-6)	6 1/16/01 (7-6 OT)



Philadelphia FLYERS

ALL-TIME RECORD vs. PHILADELPHIA (48-86-15-2)

Year	TOTAL				HOME				AWAY				Year	TOTAL				HOME				AWAY			
	W	L	T	OT	W	L	T	OT	W	L	T	OT		W	L	T	OT	W	L	T	OT	W	L	T	OT
1967-68	5	4	1	-	3	2	0	-	2	2	1	-	1994-95	-	-	-	-	-	-	-	-	-	-	-	-
1968-69	3	4	1	-	2	1	1	-	1	3	0	-	1995-96	0	1	1	-	0	0	1	-	0	1	0	-
1969-70	2	5	1	-	2	2	0	-	0	3	1	-	1996-97	1	1	0	-	1	0	0	-	0	1	0	-
1970-71	1	2	3	-	0	1	2	-	1	1	1	-	1997-98	1	1	0	-	1	0	0	-	0	1	0	-
1971-72	2	3	1	-	1	2	0	-	1	1	1	-	1998-99	1	1	0	-	1	0	0	-	0	1	0	-
1972-73	4	2	0	-	2	1	0	-	2	1	0	-	1999-00	1	1	0	0	1	0	0	0	1	0	0	0
1973-74	2	2	1	-	1	1	1	-	1	1	0	-	2000-01	0	1	0	0	0	0	0	0	0	1	0	0
1974-75	1	2	1	-	0	1	1	-	1	1	0	-	2001-02	0	1	0	0	0	1	0	0	0	0	0	0
1975-76	0	2	2	-	0	1	1	-	0	1	1	-	2002-03	0	2	0	0	0	1	0	0	0	1	0	0
1976-77	0	4	0	-	0	2	0	-	0	2	0	-	2003-04	1	0	0	0	1	0	0	0	0	0	0	0
1977-78	0	3	1	-	0	2	0	-	0	1	1	-	2005-06	-	-	-	-	-	-	-	-	-	-	-	-
1978-79	0	4	0	-	0	2	0	-	0	2	0	-	2006-07	0	1	-	0	0	1	-	0	0	0	0	-
1979-80	0	4	0	-	0	2	0	-	0	2	0	-	2007-08	0	0	-	1	0	0	0	-	0	0	-	1
1980-81	0	4	0	-	0	2	0	-	0	2	0	-	2008-09	1	1	-	0	1	0	-	0	0	1	-	0
1981-82	0	2	1	-	0	0	1	-	0	2	0	-	2009-10	0	1	-	0	0	1	-	0	0	0	-	0
1982-83	1	2	0	-	0	2	0	-	1	0	0	-	2010-11	1	1	-	0	0	1	-	0	1	0	-	0
1983-84	1	2	0	-	0	1	0	-	1	1	0	-	2011-12	1	0	-	0	0	0	-	0	1	0	-	0
1984-85	1	1	1	-	1	1	0	-	0	0	1	-	2012-13	-	-	-	-	-	-	-	-	-	-	-	-
1985-86	0	3	0	-	0	1	0	-	0	2	0	-	2013-14	1	1	-	0	0	1	-	0	1	0	-	0
1986-87	2	1	0	-	1	1	0	-	1	0	0	-	2014-15	0	1	-	1	0	1	-	0	0	0	-	1
1987-88	0	3	0	-	0	1	0	-	0	2	0	-	2015-16	2	0	-	0	1	0	-	0	1	0	-	0
1988-89	2	1	0	-	1	1	0	-	1	0	0	-	2016-17	1	1	-	0	0	1	-	0	1	0	-	0
1989-90	0	3	0	-	0	1	0	-	0	2	0	-	2017-18	2	0	-	0	1	0	-	0	1	0	-	0
1990-91	2	1	0	-	1	1	0	-	1	0	0	-	2018-19	1	1	-	0	0	1	-	0	1	0	-	0
1991-92	2	1	0	-	2	0	0	-	0	1	0	-	2019-20	1	1	-	0	1	0	-	0	0	1	-	0
1992-93	1	1	0	-	0	1	0	-	1	0	0	-	TOTALS	48	86	15	2	25	44	8	0	23	42	7	2
1993-94	0	2	0	-	0	1	0	-	0	1	0	-													

KINGS FAST FACTS

	OVERALL	AT HOME	ON ROAD
LAST 10 GAMES	7-3-0	4-6-0	7-2-1
LAST WIN	12/31/19 (5-3)	12/31/19 (5-3)	2/7/19 (3-2 SO)
LAST LOSS	1/18/20 (1-4)	11/1/18 (2-5)	1/18/20 (1-4)
LAST OT GAME	2/7/19 (3-2 SO)	1/3/09 (2-1 SO)	2/7/19 (3-2 SO)
LONGEST WIN STREAK	6 Games	4 Games	4 Games
	12/30/72-11/8/73	2/16/68-12/4/68	11/17/15-2/7/19
LONGEST POINT STREAK	6 Games – Twice	4 Games (4-0-0)	8 Games (7-0-1)
	12/30/72-11/8/73 (6-0-0)	2/16/68-12/4/68	2/13/11-2/7/19
LONGEST LOSING STREAK	14 Games	10 Games	8 Games
	4/1/78-1/5/82	12/30/76-2/21/81	1/7/79-2/14/82
LONGEST WINLESS STREAK	32 Games (0-27-5)	21 Games (0-13-4)	15 Games (0-13-2)
	10/22/74-2/5/83	12/30/76-2/21/81	3/6/75-2/14/82
SHUTOUTS BY KINGS	10	4	6
LAST TIME	10/5/17 (2-0)	10/5/17 (2-0)	2/4/17 (1-0 OT)
SHUTOUTS OF KINGS	19	8	11
LAST TIME	2/1/14 (0-2)	2/1/14 (0-2)	2/25/09 (0-2)
MOST GOALS	7 – Three Times	7 – Twice	7
	1/4/92 (7-3)	1/4/92 (7-3)	10/21/71 (7-0)
MOST GOALS AGAINST	10	10	9 – Twice
	12/29/92 (2-10)	12/29/92 (2-10)	12/6/79 (4-9)

*Active Streak



Pittsburgh PENGUINS

ALL-TIME RECORD vs. PITTSBURGH (77-61-18-6)

Year	TOTAL				HOME				AWAY				Year	TOTAL				HOME				AWAY			
	W	L	T	OT	W	L	T	OT	W	L	T	OT		W	L	T	OT	W	L	T	OT	W	L	T	OT
1967-68	6	4	0	-	4	1	0	-	2	3	0	-	1994-95	-	-	-	-	-	-	-	-	-	-	-	-
1968-69	5	2	1	-	3	1	0	-	2	1	1	-	1995-96	2	0	0	-	1	0	0	-	1	0	0	-
1969-70	2	6	0	-	2	2	0	-	0	4	0	-	1996-97	0	2	0	-	0	1	0	-	0	1	0	-
1970-71	4	2	0	-	3	0	0	-	1	2	0	-	1997-98	0	1	1	-	0	1	0	-	0	0	1	-
1971-72	1	4	1	-	1	1	1	-	0	3	0	-	1998-99	1	1	0	-	0	1	0	-	1	0	0	-
1972-73	2	4	0	-	2	1	0	-	0	3	0	-	1999-00	2	0	0	0	1	0	0	0	1	0	0	0
1973-74	4	1	0	-	2	0	0	-	2	1	0	-	2000-01	0	0	1	0	0	0	0	0	0	0	1	0
1974-75	3	1	2	-	2	1	0	-	1	0	2	-	2001-02	2	0	0	0	1	0	0	0	1	0	0	0
1975-76	1	5	0	-	1	2	0	-	0	3	0	-	2002-03	2	0	0	0	1	0	0	0	1	0	0	0
1976-77	3	2	1	-	1	1	1	-	2	1	0	-	2003-04	1	0	0	0	0	0	0	0	1	0	0	0
1977-78	3	0	3	-	2	0	1	-	1	0	2	-	2005-06	-	-	-	-	-	-	-	-	-	-	-	-
1978-79	3	4	1	-	1	2	1	-	2	2	0	-	2006-07	0	0	-	1	0	0	-	1	0	0	-	0
1979-80	1	1	2	-	0	0	2	-	1	1	0	-	2007-08	0	1	-	0	0	0	-	0	0	1	-	0
1980-81	0	2	2	-	0	0	2	-	0	2	0	-	2008-09	0	1	-	0	0	0	-	0	0	1	-	0
1981-82	1	1	1	-	1	0	0	-	0	1	1	-	2009-10	1	0	-	0	1	0	-	0	0	0	-	0
1982-83	1	2	0	-	1	1	0	-	0	1	0	-	2010-11	0	0	-	1	0	0	-	0	0	0	-	1
1983-84	2	1	0	-	1	0	0	-	1	1	0	-	2011-12	0	0	-	1	0	0	-	1	0	0	-	0
1984-85	3	0	0	-	2	0	0	-	1	0	0	-	2012-13	-	-	-	-	-	-	-	-	-	-	-	-
1985-86	1	2	0	-	1	0	0	-	0	2	0	-	2013-14	1	1	-	0	0	1	-	0	1	0	-	0
1986-87	2	1	0	-	2	0	0	-	0	1	0	-	2014-15	0	1	-	1	0	0	-	1	0	1	-	0
1987-88	0	1	2	-	0	1	0	-	0	0	2	-	2015-16	2	0	-	0	1	0	-	0	1	0	-	0
1988-89	2	1	0	-	2	0	0	-	0	1	0	-	2016-17	2	0	-	0	1	0	-	0	1	0	-	0
1989-90	2	1	0	-	1	0	0	-	1	1	0	-	2017-18	0	2	-	0	0	1	-	0	0	1	-	0
1990-91	2	1	0	-	2	0	0	-	0	1	0	-	2018-19	1	0	-	1	1	0	-	0	0	0	-	1
1991-92	3	0	0	-	1	0	0	-	2	0	0	-	2019-20	1	0	-	1	1	0	-	0	0	0	-	1
1992-93	1	1	0	-	1	0	0	-	0	1	0	-	TOTALS	77	61	18	6	49	19	8	3	28	42	10	3
1993-94	1	1	0	-	1	0	0	-	0	1	0	-													

KINGS FAST FACTS

	OVERALL	AT HOME	ON ROAD
LAST 10 GAMES	6-2-2	5-2-3	3-4-3
LAST WIN	2/26/20 (2-1)	2/26/20 (2-1)	12/16/16 (1-0 OT)
LAST LOSS	12/14/19 (4-5 SO)	1/18/18 (1-3)	12/14/19 (4-5 SO)
LAST OT GAME	12/14/19 (4-5 SO)	11/3/16 (3-2 OT)	12/14/19 (4-5 SO)
LONGEST WIN STREAK	5 Games – Twice 2/27/02-10/10/03	9 Games 11/12/88-11/11/95	3 Games 2/27/02-10/10/03
LONGEST POINT STREAK	9 Games – Twice 10/28/99-11/1/06 (7-0-2, 1 Tie)	9 Games (9-0-0) 11/12/88-11/11/95	7 Games (5-0-2) 10/1/97-10/10/03
LONGEST LOSING STREAK	6 Games 11/15/69-2/26/70	3 Games – Twice 11/5/11-3/7/15 (0-1-2)	7 Games 1/13/71-1/31/73
LONGEST WINLESS STREAK	9 Games (0-4-5) 11/15/79-2/13/82	5 Games (0-0-5) 3/14/79-3/19/81	7 Games (0-7-0) 1/13/71-1/31/73
SHUTOUTS BY KINGS	15	7	8
LAST TIME	12/16/16 (1-0 OT)	12/17/86 (3-0)	12/16/16 (1-0 OT)
SHUTOUTS OF KINGS	5	2	3
LAST TIME	3/7/15 (0-1 OT)	3/7/15 (0-1 OT)	10/30/14 (0-3)
MOST GOALS	10 1/21/87 (10-5)	10 1/21/87 (10-5)	8 10/31/89 (8-4)
MOST GOALS AGAINST	8 – Twice 10/20/71 (1-8)	7 – Three Times 2/13/88 (5-7)	8 – Twice 10/20/71 (1-8)



San Jose SHARKS

ALL-TIME RECORD vs. SAN JOSE (68-68-7-14)

Year	TOTAL				HOME				AWAY			
	W	L	T	OT	W	L	T	OT	W	L	T	OT
1991-92	5	1	1	-	3	0	1	-	2	1	0	-
1992-93	5	2	0	-	3	0	0	-	2	2	0	-
1993-94	2	2	2	-	2	1	0	-	0	1	2	-
1994-95	1	4	0	-	0	2	0	-	1	2	0	-
1995-96	3	2	1	-	2	1	0	-	1	1	1	-
1996-97	2	3	0	-	2	1	0	-	0	2	0	-
1997-98	3	2	0	-	1	1	0	-	2	1	0	-
1998-99	4	2	0	-	3	0	0	-	1	2	0	-
1999-00	2	2	1	1	2	0	1	0	0	2	0	1
2000-01	2	1	1	1	1	1	1	0	1	0	0	1
2001-02	4	1	0	0	2	0	0	0	2	1	0	0
2002-03	2	3	0	0	2	1	0	0	0	2	0	0
2003-04	0	4	1	1	0	2	1	0	0	2	0	1
2005-06	2	5	-	1	1	2	-	1	1	3	-	0
2006-07	2	6	-	0	1	3	-	0	1	3	-	0
2007-08	4	4	-	0	1	3	-	0	3	1	-	0
2008-09	1	3	-	2	1	1	-	1	0	2	-	1
2009-10	3	2	-	1	1	2	-	0	2	0	-	1
2010-11	3	3	-	0	2	1	-	0	1	2	-	0
2011-12	2	1	-	3	2	0	-	1	0	1	-	2
2012-13	2	1	-	1	2	0	-	0	0	1	-	1
2013-14	3	1	-	1	2	0	-	0	1	1	-	1
2014-15	3	2	-	0	2	1	-	0	1	1	-	0
2015-16	2	3	-	0	0	2	-	0	2	1	-	0
2016-17	2	3	-	0	1	2	-	0	1	1	-	0
2017-18	1	3	-	0	0	2	-	0	1	1	-	0
2018-19	2	1	-	1	1	0	-	1	1	1	-	0
2019-20	1	1	-	1	0	0	-	1	1	1	-	0
TOTALS	68	68	7	14	40	29	4	5	28	39	3	9

KINGS FAST FACTS

	OVERALL	AT HOME	ON ROAD
LAST 10 GAMES	3-5-2	2-6-2	5-5-0
LAST WIN	12/27/19 (3-2 OT)	3/21/19 (4-2)	12/27/19 (3-2 OT)
LAST LOSS	11/20/19 (1-4)	11/25/19 (3-4 OT)	11/20/19 (1-4)
LAST OT GAME	12/27/19 (3-2 OT)	11/25/19 (3-4 OT)	12/27/19 (3-2 OT)
LONGEST WIN STREAK	5 Games 2/6/99-11/27/99	5 Games - Twice 12/30/98-11/27/99	3 Games - Three Times 2/21/15-1/24/16
LONGEST POINT STREAK	7 Games (5-0-2) 3/16/13-1/27/14	9 Games - Twice 1/26/11-12/19/13 (8-0-1)	3 Games - Four Times 2/21/15-1/24/16 (3-0-0)
LONGEST LOSING STREAK	5 Games - Twice 10/11/08-3/14/09 (0-3-2)	5 Games 12/12/06-3/18/08	9 Games (0-8-1) 4/13/02-3/13/06
LONGEST WINLESS STREAK	7 Games (0-5-2, 1 Tie) 12/26/03-10/28/05	5 Games (0-5-0) 12/12/06-3/18/08	9 Games (0-8-1) 4/13/02-3/13/06
SHUTOUTS BY KINGS	8	4	4
LAST TIME	1/27/14 (1-0)	11/28/11 (2-0)	1/27/14 (1-0)
SHUTOUTS OF KINGS	14	8	6
LAST TIME	12/23/17 (0-2)	10/8/14 (0-4)	12/23/17 (0-2)
MOST GOALS	11 11/8/92 (11-4)	8 10/16/91 (8-5)	11 11/8/92 (11-4)
MOST GOALS AGAINST	7 - Four Times 11/9/06 (3-7)	7 - Twice 11/9/06 (3-7)	7 - Twice 1/22/97 (2-7)

*Active Streak



St. Louis BLUES

ALL-TIME RECORD vs. ST. LOUIS (78-103-22-4)

Year	TOTAL				HOME				AWAY				Year	TOTAL				HOME				AWAY			
	W	L	T	OT	W	L	T	OT	W	L	T	OT		W	L	T	OT	W	L	T	OT	W	L	T	OT
1967-68	4	3	3	-	4	0	1	-	0	3	2	-	1994-95	1	1	2	-	1	0	1	-	0	1	1	-
1968-69	1	6	1	-	1	2	1	-	0	4	0	-	1995-96	1	2	1	-	0	2	0	-	1	0	1	-
1969-70	0	8	0	-	0	4	0	-	0	4	0	-	1996-97	1	3	0	-	1	1	0	-	0	2	0	-
1970-71	2	4	0	-	1	2	0	-	1	2	0	-	1997-98	0	3	1	-	0	2	0	-	0	1	1	-
1971-72	2	4	0	-	1	2	0	-	1	2	0	-	1998-99	0	3	1	-	0	1	1	-	0	2	0	-
1972-73	3	2	0	-	2	1	0	-	1	1	0	-	1999-00	1	2	1	0	0	2	0	0	1	0	1	0
1973-74	3	2	0	-	1	1	0	-	2	1	0	-	2000-01	1	2	1	0	0	1	1	0	1	1	0	0
1974-75	3	0	1	-	1	0	1	-	2	0	0	-	2001-02	2	1	1	0	1	0	1	0	1	1	0	0
1975-76	2	1	1	-	1	0	1	-	1	1	0	-	2002-03	1	2	0	1	1	1	0	0	1	0	1	0
1976-77	2	2	0	-	2	0	0	-	0	2	0	-	2003-04	0	4	0	0	0	2	0	0	0	2	0	0
1977-78	2	2	0	-	1	1	0	-	1	1	0	-	2005-06	4	0	-	0	2	0	-	0	2	0	-	0
1978-79	2	1	1	-	1	0	1	-	1	1	0	-	2006-07	1	3	-	0	1	1	-	0	0	2	-	0
1979-80	1	3	0	-	1	1	0	-	0	2	0	-	2007-08	1	3	-	0	1	1	-	0	0	2	-	0
1980-81	0	2	2	-	0	1	1	-	0	1	1	-	2008-09	3	1	-	0	2	0	-	0	1	1	-	0
1981-82	2	1	0	-	2	0	0	-	0	1	0	-	2009-10	1	2	-	1	0	1	-	1	1	1	-	0
1982-83	1	2	0	-	1	0	0	-	0	2	0	-	2010-11	0	4	-	0	0	2	-	0	0	2	-	0
1983-84	1	1	1	-	1	0	1	-	0	1	0	-	2011-12	3	1	-	0	2	0	-	0	1	1	-	0
1984-85	1	2	0	-	0	1	0	-	1	1	0	-	2012-13	3	0	-	0	1	0	-	0	2	0	-	0
1985-86	1	1	1	-	1	1	0	-	0	0	1	-	2013-14	2	1	-	0	1	0	-	0	1	1	-	0
1986-87	1	1	1	-	0	1	0	-	1	0	1	-	2014-15	2	1	-	0	2	0	-	0	0	1	-	0
1987-88	2	1	0	-	2	0	0	-	0	1	0	-	2015-16	1	0	-	2	0	0	-	1	1	0	-	1
1988-89	1	2	0	-	1	0	0	-	0	2	0	-	2016-17	1	2	-	0	1	1	-	0	0	1	-	0
1989-90	2	1	0	-	1	1	0	-	1	0	0	-	2017-18	1	2	-	0	0	1	-	0	1	1	-	0
1990-91	1	1	1	-	1	0	0	-	0	1	1	-	2018-19	2	1	-	0	1	1	-	0	1	0	-	0
1991-92	1	1	1	-	0	0	1	-	1	1	0	-	2019-20	0	2	-	0	0	1	-	0	0	1	-	0
1992-93	2	1	0	-	2	0	0	-	0	1	0	-	TOTALS	78	103	22	4	49	40	12	2	29	63	10	2
1993-94	2	2	0	-	2	0	0	-	0	2	0	-													

KINGS FAST FACTS

	OVERALL	AT HOME	ON ROAD
LAST 10 GAMES	3-7-0	5-4-1	4-5-1
LAST WIN	1/21/19 (4-3)	1/21/19 (4-3)	11/19/18 (2-0)
LAST LOSS	12/23/19 (1-4)	12/23/19 (1-4)	10/24/19 (2-5)
LAST OT GAME	2/18/16 (1-2 OT)	1/9/16 (1-2 SO)	2/18/16 (1-2 OT)
LONGEST WIN STREAK	5 Games - Twice 3/22/12-12/2/13	6 Games 10/18/11-12/18/14	3 Games 2/9/74-4/2/75
LONGEST POINT STREAK	6 Games (5-0-1) 2/9/74-4/2/75	9 Games (7-0-2) 3/24/90-3/20/95	4 Games (2-0-2) 1/26/85-1/17/87
LONGEST LOSING STREAK	11 Games 2/15/69-3/24/70	6 Games 2/22/69-3/24/70	9 Games 10/12/68-10/31/70
LONGEST WINLESS STREAK	11 Games (0-11-0) 2/15/69-3/24/70	10 Games (0-7-3) 3/13/97-12/6/01	14 Games (0-12-2) 10/21/67-10/31/70
SHUTOUTS BY KINGS	13	8	5
LAST TIME	11/19/18 (2-0)	10/16/14 (1-0 SO)	11/19/18 (2-0)
SHUTOUTS OF KINGS	19	9	10
LAST TIME	3/7/19 (0-4)	3/7/19 (0-4)	10/29/16 (0-1)
MOST GOALS	9 - Twice 12/11/93 (9-1)	7 - Twice 12/11/93 (9-1)	7 1/26/85 (7-3)
MOST GOALS AGAINST	8 12/13/69 (1-8)	8 12/13/69 (1-8)	7 - Seven Times 10/19/00 (1-7)

*Active Streak



Tampa Bay LIGHTNING

ALL-TIME RECORD vs. TAMPA BAY (13-22-2-4)

Year	TOTAL				HOME				AWAY			
	W	L	T	OT	W	L	T	OT	W	L	T	OT
1992-93	1	2	0	-	0	2	0	-	1	0	0	-
1993-94	1	1	0	-	0	1	0	-	1	0	0	-
1994-95	-	-	-	-	-	-	-	-	-	-	-	-
1995-96	0	2	0	-	0	1	0	-	0	1	0	-
1996-97	0	2	0	-	0	1	0	-	0	1	0	-
1997-98	2	0	0	-	1	0	0	-	1	0	0	-
1998-99	0	2	0	-	0	1	0	-	0	1	0	-
1999-00	1	0	1	0	0	0	1	0	1	0	0	0
2000-01	0	1	0	0	0	1	0	0	0	0	0	0
2001-02	0	2	0	0	0	1	0	0	0	1	0	0
2002-03	0	1	1	0	0	0	1	0	0	1	0	0
2003-04	1	0	0	0	0	0	0	0	1	0	0	0
2005-06	0	1	-	0	0	1	-	0	0	0	-	0
2006-07	0	0	-	1	0	0	-	0	0	0	-	1
2007-08	-	-	-	-	-	-	-	-	-	-	-	-
2008-09	0	1	-	0	0	1	-	0	0	0	-	0
2009-10	1	0	-	0	0	0	-	0	1	0	-	0
2010-11	1	0	-	0	1	0	-	0	0	0	-	0
2011-12	1	0	-	0	0	0	-	0	1	0	-	0
2012-13	-	-	-	-	-	-	-	-	-	-	-	-
2013-14	1	1	-	0	1	0	-	0	0	1	-	0
2014-15	2	0	-	0	1	0	-	0	1	0	-	0
2015-16	1	0	-	1	1	0	-	0	0	0	-	1
2016-17	0	2	-	0	0	1	-	0	0	1	-	0
2017-18	0	2	-	0	0	1	-	0	0	1	-	0
2018-19	0	1	-	1	0	1	-	0	0	0	-	1
2019-20	0	1	-	1	0	1	-	0	0	0	-	1
TOTALS	13	22	2	4	5	14	2	0	8	8	0	4

KINGS FAST FACTS

	OVERALL	AT HOME	ON ROAD
LAST 10 GAMES	1-6-3	4-6-0	3-3-4
LAST WIN	12/6/15 (3-1)	12/6/15 (3-1)	2/7/15 (4-2)
LAST LOSS	1/29/20 (2-4)	1/29/20 (2-4)	1/14/20 (3-4 SO)
LAST OT GAME	1/14/20 (3-4 SO)	3/20/03 (2-2 Tie)	1/14/20 (3-4 SO)
LONGEST WIN STREAK	3 Games Twice (11/19/13-2/16/15)	4 Games 11/4/10-12/6/15	2 Games Twice (11/14/09-2/7/12)
LONGEST POINT STREAK	5 Games (4-0-1) 11/19/13-12/6/15	4 Games (4-0-0) 11/4/10-12/6/15	4 Games (3-0-1) 11/6/03-2/7/12
LONGEST LOSING STREAK	*8 Games (0-6-2) 1/16/17 - present	5 Games 12/15/92-12/5/96	*5 Games (0-2-3) 11/25/15 - present
LONGEST WINLESS STREAK	*8 Games (0-6-2) 1/16/17 - present	7 Games (0-5-2) 10/30/98-1/12/09	*5 Games (0-2-3) 11/25/15 - present
SHUTOUTS BY KINGS	2	1	1
LAST TIME	11/4/10 (1-0)	11/4/10 (1-0)	11/6/03 (1-0)
SHUTOUTS OF KINGS	6	2	4
LAST TIME	2/7/17 (0-5)	10/13/01 (0-1)	2/7/17 (0-5)
MOST GOALS	5 - Four Times 11/19/13 (5-2)	5 - Twice 11/19/13 (5-2)	5 - Twice 10/7/99 (5-2)
MOST GOALS AGAINST	6 - Twice 1/13/19 (2-6)	6 1/6/93 (3-6)	6 1/13/19 (2-6)

*Active Streak



Toronto MAPLE LEAFS

ALL-TIME RECORD vs. TORONTO (67-63-21-2)

Year	TOTAL				HOME				AWAY				Year	TOTAL				HOME				AWAY			
	W	L	T	OT	W	L	T	OT	W	L	T	OT		W	L	T	OT	W	L	T	OT	W	L	T	OT
1967-68	2	2	0	-	2	0	0	-	0	2	0	-	1994-95	2	1	1	-	0	1	1	-	2	0	0	-
1968-69	3	3	0	-	2	1	0	-	1	2	0	-	1995-96	1	2	1	-	1	1	0	-	0	1	1	-
1969-70	1	3	2	-	1	2	0	-	0	1	2	-	1996-97	3	0	1	-	1	0	1	-	2	0	0	-
1970-71	3	3	0	-	3	0	0	-	0	3	0	-	1997-98	2	2	0	-	1	1	0	-	1	1	0	-
1971-72	1	4	1	-	1	2	0	-	0	2	1	-	1998-99	0	1	0	-	0	0	0	-	0	1	0	-
1972-73	2	3	0	-	1	1	0	-	1	2	0	-	1999-00	0	1	0	0	0	0	0	0	0	1	0	0
1973-74	1	2	2	-	1	1	1	-	0	1	1	-	2000-01	1	0	0	0	0	0	0	0	1	0	0	0
1974-75	4	0	1	-	2	0	0	-	2	0	1	-	2001-02	1	0	0	0	0	0	0	0	1	0	0	0
1975-76	1	3	1	-	1	1	1	-	0	2	0	-	2002-03	0	0	1	0	0	0	0	0	0	0	0	1
1976-77	1	2	2	-	1	0	1	-	0	2	1	-	2003-04	0	0	1	0	0	0	1	0	0	0	0	0
1977-78	3	2	0	-	2	1	0	-	1	1	0	-	2005-06	1	0	-	0	0	0	-	0	1	0	-	0
1978-79	0	4	0	-	0	2	0	-	0	2	0	-	2006-07	-	-	-	-	-	-	-	-	-	-	-	-
1979-80	3	0	1	-	2	0	0	-	1	0	1	-	2007-08	1	0	-	0	1	0	-	0	0	0	-	0
1980-81	3	0	1	-	1	0	1	-	2	0	0	-	2008-09	0	1	-	0	0	1	-	0	0	0	-	0
1981-82	1	2	0	-	0	1	0	-	1	1	0	-	2009-10	1	0	-	0	0	0	-	0	1	0	-	0
1982-83	2	1	0	-	2	0	0	-	0	1	0	-	2010-11	0	1	-	0	0	1	-	0	0	0	-	0
1983-84	0	2	1	-	0	1	0	-	0	1	1	-	2011-12	1	0	-	0	0	0	-	0	1	0	-	0
1984-85	2	1	0	-	1	1	0	-	1	0	0	-	2012-13	-	-	-	-	-	-	-	-	-	-	-	-
1985-86	2	1	0	-	1	0	0	-	1	1	0	-	2013-14	1	1	-	0	0	1	-	0	1	0	-	0
1986-87	1	1	1	-	1	0	1	-	0	1	0	-	2014-15	1	0	-	1	1	0	-	0	0	0	-	1
1987-88	1	1	1	-	1	0	0	-	0	1	1	-	2015-16	1	1	-	0	1	0	-	0	0	1	-	0
1988-89	3	0	0	-	2	0	0	-	1	0	0	-	2016-17	2	0	-	0	1	0	-	0	1	0	-	0
1989-90	1	2	0	-	1	0	0	-	0	2	0	-	2017-18	1	1	-	0	1	0	-	0	0	1	-	0
1990-91	1	1	1	-	0	1	1	-	1	0	0	-	2018-19	0	2	-	0	0	1	-	0	0	1	-	0
1991-92	2	0	1	-	1	0	1	-	1	0	0	-	2019-20	1	1	-	0	1	0	-	0	0	1	-	0
1992-93	1	2	1	-	1	1	0	-	0	1	1	-	TOTALS	67	63	21	2	40	25	10	0	27	38	11	2
1993-94	1	3	0	-	0	2	0	-	1	1	0	-													

KINGS FAST FACTS

	OVERALL	AT HOME	ON ROAD
LAST 10 GAMES	5-5-0	6-4-0	5-4-1
LAST WIN	3/5/20 (1-0 SO)	3/5/20 (1-0 SO)	11/8/16 (7-0)
LAST LOSS	11/5/19 (1-3)	11/13/18 (1-5)	11/5/19 (1-3)
LAST OT GAME	3/5/20 (1-0 SO)	3/5/20 (1-0 SO)	12/14/14 (3-4 SO)
LONGEST WIN STREAK	5 Games 2/20/88-10/8/89	4 Games - Twice 1/12/14-11/2/17	4 Games 12/6/05-12/11/13
LONGEST POINT STREAK	9 Games (5-0-4) 1/5/74-11/15/75	6 Games (4-0-2) 12/18/85-10/5/89	8 Games (6-0-2) 1/17/01-12/14/14
LONGEST LOSING STREAK	5 Games - Twice 3/27/78-3/10/79	3 Games - Twice 12/1/08-3/13/14	4 Games 12/2/70-11/17/71
LONGEST WINLESS STREAK	5 Games - Four Times 11/28/92-12/18/93 (0-4-1, 1 Tie)	6 Games (0-5-1) 2/27/93-12/16/95	12 Games (0-9-3) 1/11/69-1/6/73
SHUTOUTS BY KINGS	9	7	2
LAST TIME	3/5/20 (1-0 SO)	3/5/20 (1-0 SO)	11/8/16 (7-0)
SHUTOUTS OF KINGS	7	4	3
LAST TIME	3/5/20 (1-0 SO)	3/5/20 (1-0 SO)	12/19/15 (0-5)
MOST GOALS	9 12/1/88 (9-3)	9 12/1/88 (9-3)	7 - Four Times 11/8/16 (7-0)
MOST GOALS AGAINST	9 - Twice 11/7/81 (4-9)	9 11/7/81 (4-9)	9 3/10/79 (4-9)

*Active Streak



Vancouver CANUCKS

ALL-TIME RECORD vs. VANCOUVER (111-108-32-6)

Year	TOTAL				HOME				AWAY				Year	TOTAL				HOME				AWAY			
	W	L	T	OT	W	L	T	OT	W	L	T	OT		W	L	T	OT	W	L	T	OT	W	L	T	OT
1970-71	2	3	1	-	0	2	1	-	2	1	0	-	1995-96	0	2	3	-	0	1	2	-	0	1	1	-
1971-72	5	0	1	-	3	0	0	-	2	0	1	-	1996-97	3	1	1	-	2	0	0	-	1	1	1	-
1972-73	3	2	0	-	2	0	0	-	1	2	0	-	1997-98	3	2	1	-	2	0	1	-	1	2	0	-
1973-74	3	2	0	-	2	1	0	-	1	1	0	-	1998-99	3	1	0	-	2	0	0	-	1	1	0	-
1974-75	1	1	2	-	1	0	1	-	0	1	1	-	1999-00	2	0	2	0	1	0	1	0	1	0	1	0
1975-76	3	1	0	-	2	0	0	-	1	1	0	-	2000-01	3	0	0	1	2	0	0	0	1	0	0	1
1976-77	0	2	2	-	0	1	1	-	0	1	1	-	2001-02	1	2	1	0	1	0	1	0	0	2	0	0
1977-78	2	1	1	-	2	0	0	-	0	1	1	-	2002-03	1	2	1	0	0	1	1	0	1	1	0	0
1978-79	3	1	0	-	2	0	0	-	1	1	0	-	2003-04	0	3	1	0	0	2	0	0	0	1	1	0
1979-80	2	2	0	-	1	1	0	-	1	1	0	-	2005-06	3	1	-	0	2	0	-	0	1	1	-	0
1980-81	4	0	0	-	2	0	0	-	2	0	0	-	2006-07	1	3	-	0	0	2	-	0	1	1	-	0
1981-82	3	2	3	-	3	1	0	-	0	1	3	-	2007-08	3	0	-	1	1	0	-	1	2	0	-	0
1982-83	4	3	2	-	2	0	2	-	1	3	0	-	2008-09	1	3	-	0	1	1	-	0	0	2	-	0
1983-84	4	3	1	-	2	1	1	-	2	2	0	-	2009-10	1	2	-	1	1	0	-	1	0	2	-	0
1984-85	4	2	2	-	2	1	1	-	2	1	1	-	2010-11	2	2	-	0	1	1	-	0	1	1	-	0
1985-86	1	5	2	-	0	3	1	-	1	2	1	-	2011-12	2	2	-	0	1	1	-	0	1	1	-	0
1986-87	2	5	1	-	2	2	0	-	0	3	1	-	2012-13	1	2	-	0	1	1	-	0	0	1	-	0
1987-88	3	4	1	-	2	1	1	-	1	3	0	-	2013-14	4	1	-	0	3	0	-	0	1	1	-	0
1988-89	4	4	0	-	2	2	0	-	2	2	0	-	2014-15	3	1	-	1	1	1	-	0	2	0	-	1
1989-90	4	2	2	-	3	1	0	-	1	1	2	-	2015-16	3	2	-	0	2	1	-	0	1	1	-	0
1990-91	5	3	0	-	3	1	0	-	2	2	0	-	2016-17	2	2	-	0	1	1	-	0	1	1	-	0
1991-92	2	4	1	-	0	3	1	-	2	1	0	-	2017-18	2	2	-	0	1	1	-	0	1	1	-	0
1992-93	2	7	0	-	2	3	0	-	0	4	0	-	2018-19	1	1	-	2	0	1	-	1	1	0	-	1
1993-94	1	5	0	-	1	2	0	-	0	3	0	-	2019-20	0	3	-	0	0	1	-	0	0	2	-	0
1994-95	0	4	0	-	0	2	0	-	0	2	0	-	TOTALS	111	108	32	6	67	44	16	3	44	64	16	3

KINGS FAST FACTS

	OVERALL	AT HOME	ON ROAD
LAST 10 GAMES	3-5-2	4-5-1	4-5-1
LAST WIN	11/27/18 (2-1 OT)	3/12/18 (3-0)	11/27/18 (2-1 OT)
LAST LOSS	12/28/19 (2-3)	10/30/19 (3-5)	12/28/19 (2-3)
LAST OT GAME	3/28/19 (2-3 SO)	2/14/19 (3-4 SO)	3/28/19 (2-3 SO)
LONGEST WIN STREAK	6 Games – Twice 11/16/80-12/12/81	6 Games 2/24/77-12/15/79	3 Games 4/4/71-1/2/72
LONGEST POINT STREAK	12 Games (9-0-3, 2 Ties) 11/9/98-12/13/01	14 Games (10-0-4) 1/7/97-10/19/02	5 Games (2-0-3) 11/16/80-1/24/82
LONGEST LOSING STREAK	7 Games 1/31/94-3/29/95	*3 Games – 3 Times 11/24/18 - present	9 Games 11/16/92-3/29/95
LONGEST WINLESS STREAK	13 Games (0-10-3) 1/31/94-1/2/97	6 Games – Twice 3/23/94-4/6/96 (0-4-2, 2 Ties)	12 Games (0-11-1, 1 Tie) 11/16/92-1/2/97
SHUTOUTS BY KINGS	20	13	7
LAST TIME	3/12/18 (3-0)	3/12/18 (3-0)	3/31/17 (2-0)
SHUTOUTS OF KINGS	12	4	8
LAST TIME	10/13/15 (0-3)	10/13/15 (0-3)	3/26/12 (0-1)
MOST GOALS	12	12	10
	11/29/84 (12-1)	11/29/84 (12-1)	10/31/84 (10-3)
MOST GOALS AGAINST	11	8	11
	11/25/86 (5-11)	4/1/87 (3-8)	11/25/86 (5-11)

*Active Streak

Note: The Kings have lost their last 5 games overall vs. Vancouver (0-3-2) entering the 2020-21 season.



Vegas GOLDEN KNIGHTS

ALL-TIME RECORD vs. VEGAS (8-4-0-1)

Year	TOTAL				HOME				AWAY			
	W	L	T	OT	W	L	T	OT	W	L	T	OT
2017-18	2	1	-	1	1	0	-	1	1	1	-	0
2018-19	3	2	-	0	2	1	-	0	1	1	-	0
2019-20	3	1	-	0	1	1	-	0	2	0	-	0
TOTALS	8	4	0	1	4	2	0	1	4	2	0	0

KINGS FAST FACTS

	OVERALL	AT HOME	ON ROAD
LAST 10 GAMES	7-3-0	4-2-1	4-2-0
LAST WIN	3/1/20 (4-1)	11/16/19 (4-3)	3/1/20 (4-1)
LAST LOSS	10/13/19 (2-5)	10/13/19 (2-5)	1/1/19 (0-2)
LAST OT GAME	12/23/18 (4-3 OT)	2/26/18 (3-2 OT)	12/23/18 (4-3 OT)
LONGEST WIN STREAK	4 Games 2/26/18-12/23/18	2 Games 2/26/18-12/8/18	*2 Games - Twice 1/9/20 - present
LONGEST POINT STREAK	5 Games (4-0-1) 12/28/17-12/23/18	3 Games (2-0-1) 12/28/17-12/8/18	*2 Games - Twice 1/9/20 - present (2-0-0)
LONGEST LOSING STREAK	2 Games – Twice 12/29/18-1/1/19	Never	Never
LONGEST WINLESS STREAK	2 Games – Twice 12/29/18-1/1/19 (0-2-0)	Never	Never
SHUTOUTS BY KINGS	0	0	0
LAST TIME			
SHUTOUTS OF KINGS	1	0	1
LAST TIME	1/1/19 (0-2)		1/1/19 (0-2)
MOST GOALS	5 – 3 Times 1/9/20 (5-2)	5 – Twice 4/6/19 (5-2)	5 1/9/20 (5-2)
MOST GOALS AGAINST	5 10/13/19 (2-5)	5 10/13/19 (2-5)	4 11/19/17 (2-4)

*Active Streak

Note: The Kings have won the last 3 games overall vs Vegas entering the 2020-21 season.



Washington CAPITALS

ALL-TIME RECORD vs. WASHINGTON (60-39-13-2)

Year	TOTAL				HOME				AWAY				Year	TOTAL				HOME				AWAY			
	W	L	T	OT	W	L	T	OT	W	L	T	OT		W	L	T	OT	W	L	T	OT	W	L	T	OT
1974-75	5	0	1	-	3	0	0	-	2	0	1	-	1997-98	0	1	1	-	0	0	1	-	0	1	0	-
1975-76	4	1	1	-	3	0	0	-	1	1	1	-	1998-99	2	0	0	-	1	0	0	-	1	0	0	-
1976-77	5	0	1	-	3	0	0	-	2	0	1	-	1999-00	1	0	1	0	1	0	0	0	0	0	1	0
1977-78	4	2	0	-	2	1	0	-	2	1	0	-	2000-01	1	1	0	0	0	1	0	0	1	0	0	0
1978-79	3	4	1	-	2	1	1	-	1	3	0	-	2001-02	0	0	0	1	0	0	0	1	0	0	0	0
1979-80	1	3	0	-	1	1	0	-	0	2	0	-	2002-03	1	0	0	0	0	0	0	0	1	0	0	0
1980-81	2	1	1	-	1	0	1	-	1	1	0	-	2003-04	2	0	0	0	1	0	0	0	1	0	0	0
1981-82	1	1	1	-	1	1	0	-	0	0	1	-	2005-06	0	1	-	0	0	1	-	0	0	0	-	0
1982-83	1	1	1	-	0	0	1	-	1	1	0	-	2006-07	0	0	-	1	0	0	-	0	0	0	-	1
1983-84	0	3	0	-	0	2	0	-	0	1	0	-	2007-08	-	-	-	-	-	-	-	-	-	-	-	-
1984-85	1	2	0	-	1	0	0	-	0	2	0	-	2008-09	2	0	-	0	1	0	-	0	1	0	-	0
1985-86	1	2	0	-	0	2	0	-	1	0	0	-	2009-10	1	0	-	0	1	0	-	0	0	0	-	0
1986-87	3	0	0	-	1	0	0	-	2	0	0	-	2010-11	1	0	-	0	0	0	-	0	1	0	-	0
1987-88	1	2	0	-	1	1	0	-	0	1	0	-	2011-12	1	0	-	0	1	0	-	0	0	0	-	0
1988-89	1	1	1	-	0	1	0	-	1	0	1	-	2012-13	-	-	-	-	-	-	-	-	-	-	-	-
1989-90	3	0	0	-	2	0	0	-	1	0	0	-	2013-14	2	0	-	0	1	0	-	0	1	0	-	0
1990-91	1	1	1	-	1	0	0	-	0	1	1	-	2014-15	1	1	-	0	1	0	-	0	0	1	-	0
1991-92	1	1	1	-	1	0	1	-	0	1	0	-	2015-16	1	1	-	0	1	0	-	0	0	1	-	0
1992-93	0	2	0	-	0	1	0	-	0	1	0	-	2016-17	1	1	-	0	1	0	-	0	0	1	-	0
1993-94	0	2	0	-	0	1	0	-	0	1	0	-	2017-18	2	0	-	0	1	0	-	0	1	0	-	0
1994-95	-	-	-	-	-	-	-	-	-	-	-	-	2018-19	0	2	-	0	0	1	-	0	0	1	-	0
1995-96	2	0	0	-	1	0	0	-	1	0	0	-	2019-20	0	2	-	0	0	1	-	0	0	1	-	0
1996-97	1	0	1	-	0	0	1	-	1	0	0	-	TOTALS	60	39	13	2	35	16	6	1	25	23	7	1

KINGS FAST FACTS

	OVERALL	AT HOME	ON ROAD
LAST 10 GAMES	4-6-0	8-2-0	4-5-1
LAST WIN	3/8/18 (3-1)	3/8/18 (3-1)	11/30/17 (5-2)
LAST LOSS	2/4/20 (2-4)	12/4/19 (1-3)	2/4/20 (2-4)
LAST OT GAME	3/9/16 (4-3 OT)	3/9/16 (4-3 OT)	3/25/14 (5-4 SO)
LONGEST WIN STREAK	8 Games 12/19/74-11/15/75	10 Games 12/19/74-11/29/77	3 Games – Five Times 2/5/09-3/25/14
LONGEST POINT STREAK	10 Games (8-0-2) 1/27/76-11/29/77	10 Games (10-0-0) 12/19/74-11/29/77	9 Games (7-0-2; 1 Tie) 12/9/98-3/15/14
LONGEST LOSING STREAK	5 Games 2/19/83-2/8/85	*2 Games – 5 Times 2/18/19 - present	5 Games 1/3/79-2/26/80
LONGEST WINLESS STREAK	6 Games (0-5-1) 2/19/83-2/8/85	4 Games (0-3-1) 2/17/82-2/16/84	5 Games (0-5-1) 1/3/79-2/26/80
SHUTOUTS BY KINGS	3	3	Never
LAST TIME	3/10/77 (6-0)	3/10/77 (6-0)	
SHUTOUTS OF KINGS	5	Never	5
LAST TIME	2/5/17 (0-5)		2/5/17 (0-5)
MOST GOALS	10 12/4/78 (10-2)	10 12/4/78 (10-2)	9 1/11/83 (9-7)
MOST GOALS AGAINST	10 – Twice 2/13/93 (3-10)	10 2/13/93 (3-10)	10 12/6/87 (3-10)

*Active Streak

Note: The Capitals have won the last four games overall vs the Kings entering the 2020-21 season.



Winnipeg JETS

ALL-TIME RECORD vs. WINNIPEG (18-9-0-8) (Atlanta Thrashers, 1999-2011)

Year	TOTAL				HOME				AWAY			
	W	L	T	OT	W	L	T	OT	W	L	T	OT
1999-00	2	0	0	0	1	0	0	0	1	0	0	0
2000-01	1	0	0	1	0	0	0	1	1	0	0	0
2001-02	1	0	0	0	1	0	0	0	0	0	0	0
2002-03	2	0	0	0	1	0	0	0	1	0	0	0
2003-04	0	0	0	1	0	0	0	0	0	0	0	1
2005-06	1	0	-	0	1	0	-	0	0	0	-	0
2006-07	0	1	-	0	0	0	-	0	0	1	-	0
2007-08	-	-	-	-	-	-	-	-	-	-	-	-
2008-09	0	0	-	1	0	0	-	1	0	0	-	0
2009-10	0	1	-	0	0	0	-	0	0	1	-	0
2010-11	1	0	-	0	1	0	-	0	0	0	-	0
2011-12	0	0	-	1	0	0	-	0	0	0	-	1
2012-13	-	-	-	-	-	-	-	-	-	-	-	-
2013-14	2	1	-	0	1	0	-	0	1	1	-	0
2014-15	1	1	-	1	1	0	-	1	0	1	-	0
2015-16	1	1	-	1	0	0	-	1	1	1	-	0
2016-17	2	0	-	1	2	0	-	0	0	0	-	1
2017-18	1	1	-	1	0	1	-	0	1	0	-	1
2018-19	1	2	-	0	1	1	-	0	0	1	-	0
2019-20	2	1	-	0	2	0	-	0	1	1	-	0
TOTALS	18	9	0	8	11	2	0	4	7	7	0	4

KINGS FAST FACTS

	OVERALL	AT HOME	ON ROAD
LAST 10 GAMES	5-4-1	6-2-2	4-4-2
LAST WIN	11/30/19 (2-1)	11/30/19 (2-1)	10/22/19 (3-2)
LAST LOSS	2/18/20 (3-6)	3/18/19 (2-3)	2/18/20 (3-6)
LAST OT GAME	3/20/18 (1-2 OT)	1/14/17 (3-2 OT)	3/20/18 (1-2 OT)
LONGEST WIN STREAK	3 Games – Twice 3/6/14-10/12/14	3 Games 11/3/01-1/19/06	3 Games 3/26/00-10/29/02
LONGEST POINT STREAK	9 Games (7-0-2) 12/8/99-1/19/06	13 Games (9-0-4) 12/8/99-3/23/17	4 Games 3/26/00-12/10/03
LONGEST LOSING STREAK	3 Games – Twice 3/24/16-11/13/16 (0-1-2)	2 Games (0-0-2) 1/10/15-4/9/16	5 Games (0-3-2) 12/10/03-10/4/13
LONGEST WINLESS STREAK	3 Games – Twice 3/24/16-11/13/16 (0-1-2)	2 Games (0-0-2) 1/10/15-4/9/16	5 Games (0-3-2) 12/10/03-10/4/13
SHUTOUTS BY KINGS	2	1	1
LAST TIME	10/29/02 (4-0)	12/8/99 (4-0)	10/29/02 (4-0)
SHUTOUTS OF KINGS	2	Never	2
LAST TIME	12/29/11 (0-1 OT)		12/29/11 (0-1 OT)
MOST GOALS	8 1/19/06 (8-6)	8 1/19/06 (8-6)	5 11/2/00 (5-2)
MOST GOALS AGAINST	7 – Three Times 11/13/09 (0-7)	7 – Twice 2/16/09 (6-7 SO)	7 11/13/09 (0-7)

*Active Streak



HERO

★ OF THE GAME ★



SUPPORTING HEROES
ON AND OFF THE ICE



Whenever you're ready,
we're here to get you
**ONT to what
matters most.**



ONTARIO
INTERNATIONAL AIRPORT

what matters most

flyontario.com/ONTtoWhatMattersMost



**TOUCHED BY FIRE,
GREAT WITH ICE.**

TASTE RESPONSIBLY.

Jameson © Irish Whiskey. 40% Alc./Vol. (80 Proof). Product of Ireland. © 2021 Imported by John Jameson Import Co., New York, NY.



LA KINGS 2020 - 2021 MEDIA GUIDE

MEDIA INFORMATION

LA KINGS



TELEVISION — FOX Sports West continues its long-standing tradition of bringing fans Los Angeles Kings telecasts — which began in 1985 — by providing the most coverage of the Kings on television during the 2020-21 season. Coverage on FOX Sports West features Alex Faust, in his fourth season as the TV “Voice of the Kings” and former Kings forward, Jim Fox, who is in his 31st season as the club’s TV Analyst.

“LA Kings Live” returns prior to and immediately following all home games — from outside STAPLES Center — and road telecasts on FOX Sports West. Patrick O’Neal again serves as host, sitting alongside Daryl Evans for all road shows, while former Kings forward Jarret Stoll is a featured analyst on “LA Kings Live.” Fox also joins the pre- and post-game to offer viewers additional analysis. In addition, Carrlyn Bathe delivers interviews and reports at home and on the road.

Returning every Thursday night throughout the regular season on FOX Sports West, “LA Kings Weekly” will again take fans inside the Kings organization. “LA Kings Weekly” goes behind the scenes with player interviews, exclusive features and unmatched access to the team.

In addition to the Kings, FOX Sports West is the home of the Los Angeles Angels and CIF Southern Section high school athletics. Team-specific and locally-produced “Live” and original programming concepts also air on FOX Sports West.

FOX Sports West provides 24-hour sports programming to more than six million subscribers in Southern California, Nevada and Hawaii. Together, FOX Sports West and sister network Prime Ticket present more live, local sports programming than any other network or broadcast system in the market. For complete regional sports news, provocative opinions, telecast schedules and updated statistics, visit FOXSportsWest.com and follow along on Twitter: @FoxSportsWest, Facebook: Facebook.com/foxsportswest, Instagram: @FoxSportsWest and Snapchat: foxsportswestpt.



RADIO — As part of a new digital partnership, the Kings and iHeartMedia Los Angeles in 2018 announced that all Kings games — including preseason, regular season and postseason contests — will be streamed live on the LA Kings Audio Network, a custom station available on iHeartRadio, iHeartMedia’s all-in-one digital music, podcast, on demand and live streaming radio service. The 2020-21 season marks the Kings’

third season on the popular audio platform.

About iHeartMedia Los Angeles

iHeartMedia Los Angeles owns and operates KIIIS-FM, KBIG-FM, KOST-FM, KRRL-FM, KYSR-FM, KFI-AM, KLAC-AM, KEIB-AM and is part of iHeartMedia. With more than a quarter of a billion monthly listeners in the U.S. and more than 131 million social followers, iHeartMedia has the largest national reach of any radio or television outlet in America. As the leading audio and media company in the U.S., iHeartMedia serves more than 150 local markets through 849 owned radio stations, and the company’s radio stations and content can be heard on AM/FM, on satellite, at iHeartRadio.com, on the company’s station websites and on iHeartRadio, iHeartMedia’s digital music, podcast, on demand and live streaming radio service, available on more than 250 platforms and 2,000 devices, including on digital auto dashes, tablets, wearables and smartphones, on virtual assistants, smart speakers, TVs and gaming consoles.

iHeartRadio offers users the country’s top live radio stations, personalized custom artist stations created by just one song or seed artist, on demand features and the top podcasts and personalities. The all-in-one digital service has more than 1.7 billion downloads, 120 million registered users and is the No. 1 commercial radio podcaster in the U.S.

iHeartMedia’s platforms include radio broadcasting, online, mobile, digital, social, podcasts, personalities and influencers, live concerts and events, syndication, music research services and independent media representation. iHeartMedia is a division of iHeartMedia, Inc. (PINK)



SPANISH RADIO — For the third consecutive year KWKW 1330 AM TU LIGA, the popular all-sports Spanish radio station, will air select Kings games. In 2018-19 the Kings/KWKW 1330 AM relationship began and the broadcasts marked the club’s first game on Spanish radio since 1997-98. Francisco X. Rivera and Nano Cortés call the action.

KINGS BROADCASTING TEAMS ALL-TIME:

Jiggs McDonald and Ed Fitkin (1967-69); Jiggs McDonald and Dan Avey (1969-72); Roy Storey and Dan Avey (1972-73); Bob Miller and Jim Minnick/Dan Avey (1973-74); Bob Miller and Rich Marotta (1976-78); Bob Miller and Pete Weber (1978-81); Bob Miller and Pete Weber/Nick Nickson (1981-82); Bob Miller and Nick Nickson (1982-90); Bob Miller and Jim Fox (1990-17); Nick Nickson and Tom Laidlaw/Brian Engblom (1990-91); Nick Nickson and Brian Engblom (1991-95); Nick Nickson and Mike Allison (1995-98); Nick Nickson and Cammi Granato (1998-99); Nick Nickson and Daryl Evans (1999-present); and Alex Faust and Jim Fox (2017-present).

On the radio only three current club broadcasting duos have worked together longer than Nick Nickson and Daryl Evans (Toronto) — Joe Bowen and Jim Ralph started together in 1997-98; Detroit — Ken Kal and Paul Woods started together in 1995-96; and Ottawa — Dean Brown and Gord Wilson started together in 1992-93.

Prior to retiring at the conclusion of the 2016-17 season, Bob Miller and Jim Fox had worked together on TV for more consecutive seasons than any other (then) current club broadcasting team.

Television Stations All-Time:

KHJ-TV (Channel 9) — 1967-85; The Prime Ticket Network (now called FOX Sports West): 1985-present.

Radio Flagship Stations All-Time:

KNX 1070 (1967-69); KABC 790/KBIG-FM 104.3 (1969-70); KFI 640 (1970-74); KRLA 1110 (1974-79); KIIIS 1150 (1979-80); KOGO 600 (1980-81); KPRZ 1150 (1981-83); KWNK 670/KFOX-FM (1983-84); KFOX-FM (1984-85); KLAC 570 (1985-90); XTRA 690 (1990-98); KRLA 1110 (1998-03); KSPN 1110/710 (2002-03); KSPN 710 (2003-06); KTLK 1150 (2006-14); KABC 790 (2014-18); iHeartRadio (2018-present).

•The Kings have aired games on various Spanish radio stations over the years.



ALEX FAUST

TV Play-By-Play Announcer

Alex Faust is in his fourth season as the Kings TV Play-By-Play Announcer. He was named to the position on June 1, 2017.

Faust works alongside TV Analyst Jim Fox for all Kings games on FOX Sports West. Faust also calls select NHL games on NBCSN.

Prior to joining the Kings Faust had called hockey games on NBCSN, NESN and Westwood One Radio. From 2013-15 he was a radio broadcaster for the American Hockey League’s (AHL) Utica Comets, calling the first game in franchise history, serving as the ‘Inside the Glass’ reporter for the 2015 AHL All-Star Game, and calling games during the team’s run to the Calder Cup Finals in 2015.

Faust has also served as a college football and basketball play-by-play commentator with ESPN, since 2015, with Fox Sports, and he called the 2017 NCAA Men’s Frozen Four on Westwood One. Previously, Faust was the voice of Northeastern University men’s basketball, becoming one of the youngest play-by-play broadcasters to call an NCAA tournament game at age 26. Additionally, he has worked in minor league

baseball, serving as the radio broadcaster for the single-A Staten Island Yankees for two years.

A native of Brooklyn Faust graduated from Northeastern University in 2012 with a degree in political science and economics. In 2011 as a college junior Faust received the Jim Nantz Award which is presented annually to the nation’s top collegiate sports broadcaster.

After graduation Faust worked for four years for a major accounting firm as a Business Analyst/Consultant. In his role with the Kings Faust contributes to the organization year-round in a similar role and as he is integrated throughout business operations. He works with the organization’s Data Intelligence departments to help develop analytics and information that can be delivered through the Kings telecasts. Additionally, Faust, 31 (1/14/89), works closely with the Kings Digital Media and Community Relations departments

Alex and his wife Carolyn reside in Southern California.



JIM FOX

TV Analyst

Jim Fox is in his 31st season as the Kings TV Analyst, joining Alex Faust in the booth for club broadcasts on FOX Sports West after working with Bob Miller for 27 seasons.

Eleventh on the Kings all-time scoring list with 479 points (186-293=479) in 578 games, Fox spent his entire 10-year playing career as a member of the Kings after being selected in the first round (10th overall) of the 1980 NHL Entry Draft. A three time 30-goal scorer, Fox enjoyed his most productive season in 1984-85 when he recorded 83 points (30-53=83), and in 22 career playoff games with the Kings, Fox had 12 points (4-8=12).

Over his playing career with the Kings, Fox holds the distinction of playing the sixth most games — starting, ending and only with the Kings (Dustin Brown holds the mark followed by Dave Taylor, Anze Kopitar, Drew Doughty and Trevor Lewis). Fox is ninth all-time in even strength goals and ninth in shooting percentage in franchise history.

Prior to becoming a King, Fox enjoyed a standout junior career with the Ottawa 67’s of the Ontario Hockey League (OHL). As the club’s captain during the 1979-80 campaign, Fox recorded at least one point in every game including preseason, regular season and the playoffs, and he was a finalist for the Canadian Jr. Player of the Year award after earning OHL Most Valuable Player and Leading Scorer awards under head coach Brian Kilrea, a Hockey Hall of Famer who scored the first goal in Kings history.

Internationally, Fox represented Canada at the World Junior Championship in Helsinki (1979-80) and he also earned a bronze medal at the World Championship in Moscow in 1986.

Upon retirement as a player in 1990, Fox became Director of Community Relations for the Kings. During that time, he was responsible for creating the Kings Care Foundation and events such as Tip-A-King, the team’s charity golf tournament and the Kings Youth Hockey Camp.

He remains a strong force in the Kings Community Relations development and charitable efforts, where as a Special Ambassador he spends supports and develops programs that benefit the children of our community while also sitting on the board. For 25 years, Fox co-hosted the Cystic Fibrosis Golf Classic with Dave Taylor, and in 2015 the Kings named their Community Service Award after Fox. Fox also served as Commissioner for the Los Angeles Kings High School Hockey League from 2015-17 and he hosted his “Sunset Sip” wine tasting fundraiser for several years to benefit The Guidance Center.

Fox, 60 (5/18/60), along with winemaker Mike Smith, produces single vineyard designate Pinot Noir from California under the brand name “Patiné Cellars.” Patiné is French for “to have skated!”

Fox also played himself in the popular 1999 movie “Mystery, Alaska,” and he was the first Kings recipient of the club’s Community Service Award (1988-89). In addition to his duties in the broadcasting booth, Fox also served as the co-host of the Los Angeles-area Emmy Award-winning “LA Kings Live” pre-game show on FOX Sports West for several seasons. In 2019 that show also won a Los Angeles Emmy Award.

In the October 2, 2006, issue of Sports Illustrated, Fox was named the Best Analyst in hockey. From 1998 through 2012 Fox was named the Best TV Color Commentator in Southern California by Los Angeles Daily News Columnist Tom Hoffarth (the one year he did not win the award was when there was no NHL season), and Hoffarth has also named Fox and Bob Miller the “Best Broadcasting Team” in a different award. In 2008, the Southern California Sports Broadcasters honored him with the top pre and post-game shows commentator award and in 2009, 2011 and 2012, and in 2016 he won for the best TV Analyst for the third consecutive time (and sixth time in the last eight years). In 2018 he won the award again and was nominated for his work in the TV Pre & Post/Host/Reporter category.

On February 11, 2006, the Kings held “Jim Fox Day” at STAPLES Center, and Fox was honored on the ice before a game for his 25 years of service to the organization as a player and broadcaster. During the 2013-14 season, Fox was a Legends Night series honoree by the Kings at STAPLES Center. In 2016 he was inducted into the California Sports Hall of Fame and in 2017 he was inducted into the Southern California Sports Broadcasters Hall of Fame.

From 2005-08, Fox worked for NHL Radio through the Stanley Cup Final, as well as working as a studio playoff analyst for Yahoo! Sports from 2006-09. He was on-the-air for NHL Radio again during the 2017, 2018 and 2020 playoffs.

A native of Coniston, Ontario, Jim lives in Redondo Beach with his wife Susie.



NICK NICKSON

Radio Play-By-Play Announcer

In his 40th season with the Kings, Nick Nickson, the radio "Voice of the Kings," calls the action of every Kings pre-season, regular season and playoff games on the LA Kings Audio Network (iHeartRadio).

A veteran with more than 45 years of hockey broadcasting experience totaling more than 3,900 games (including more than 3,400 with the Kings), Nickson received the 2015 Foster Hewitt Award as selected by the NHL Professional Broadcasters' Association. The award, which recognizes those members of the radio and television industry who have made outstanding contributions to their profession and the game during their hockey broadcasting careers, is recognized by a plaque in the Hockey Hall of Fame in Toronto. He is the third Kings broadcaster in franchise history to be awarded the Foster Hewitt Memorial Award joining Bob Miller (2000) and Jiggs McDonald (1990).

Nickson's smooth, fast-paced and accurate delivery of every play allows the listener to "see the game" as the action unfolds. As a tribute to his broadcasting excellence, in January of 2009 he was inducted into the Southern California Sports Broadcasters Hall of Fame, and in 2011 he was inducted into the Frontier Field Walk of Fame (media) in his hometown (Rochester, New York).


In addition to his Kings broadcasting duties he has also called regular season and playoff games for the NHL Radio Network. In 2009 he covered the World Championship for NBC Universal Sports. He has been instrumental in developing and maintaining the Kings Radio Network while assisting the Kings Communications department in writing and editing the annual media guide. He is also involved in the Kings Care Foundation and Kings Alumni Association and has written close to 200 stories and articles on the NHL and the Kings. Nickson is a member of the Southern California Sports Broadcasters and the National Hockey League Broadcasters Association, and for seven summers (1983-89) baseball fans remember his voice as the Public Address Announcer at Dodger Stadium.

In 2006, the Kings held "Nick Nickson Day" at STAPLES Center, and Nickson was honored on the ice for his 25 years of service to the organization as a radio and television broadcaster. The club also then officially announced the broadcast booth area at STAPLES Center had been named the Nick Nickson Broadcast Center.

His broadcasting career began during the 1975-76 season as the voice of the Rochester Americans of the American Hockey League (AHL) before joining the New Haven Nighthawks (AHL) in 1977. He spent four seasons (1977-81) calling the action for the Nighthawks before his association with the Kings began.

Nickson attended Ithaca (N.Y.) College and served as the Sports Director for the school's radio station while doing play-by-play for Ithaca's hockey, football, baseball and basketball teams. After graduating in 1975, he worked as a disc jockey for two stations in Rochester before beginning his career in hockey shortly thereafter.

Nick and his wife, Carolyn, reside in Santa Clarita and have two sons, Nicholas (married to Alexandra) and Timothy. The couple also has two grandchildren, Casey and Avery.



DARYL EVANS

Radio Analyst

In his 22nd season as the Kings Radio Analyst, Daryl Evans and Hall of Fame Play-By-Play Announcer Nick Nickson are heard on all club radio broadcasts on the LA Kings Audio Network (iHeartRadio).

A member of the Kings as a player from 1981-85, Evans scored one of the franchise's most memorable goals in a game forever remembered as the "Miracle on Manchester." Facing the heavily-favored Edmonton Oilers in the best-of-five first round of the 1982 playoffs, the Kings pulled off two huge upsets - one, in winning the series three games to two; and two, winning Game 3 of the series.

Down 5-0 in the third period of that game on April 10, 1982, the Kings steadily chipped away at Edmonton's lead and tied the game with five seconds left in regulation. At 2:35 of the extra period, Evans, then a rookie, sent a shot over Grant Fuhr's shoulder to seal an improbable end to an incredible game. Evans went on to lead the Kings in playoff scoring with 13 points (5-8=13) in 1982.

The past 13 seasons, Evans has spearheaded a charitable giving program in which he has donated \$100 for every Kings power play goal scored (for a total of \$72,900) in

both the regular season and playoffs. The proceeds the first three years went to the Ronald McDonald House Charities of Southern California while the proceeds from the past 10 seasons went to the American Heart Association (he is also on the Board of Directors with that group). Since 2019-20 the proceeds benefit Pancreatic Cancer Action Network.

During the 1998-99 season, Evans worked alongside Nickson as a back-up commentator. Prior to his full-time radio role, Evans served as the Director of Premium Seating Sales for STAPLES Center, where he was responsible for sales of luxury suites, premier seats and the premier club. Prior to taking the position at STAPLES Center, Evans managed at Martin Cadillac in West Los Angeles from 1992-99 where he reached Master Manager status seven straight years. Along with his role on the radio, Evans is active on a daily basis at the Toyota Sports Performance Center in El Segundo, formerly serving as the facility's General Manager, and he sits on the Board for the Kings Alumni Association.

Originally selected by the Kings in the ninth round (178th overall) of the 1980 NHL Entry Draft, the left wing recorded 52 points (22-30=52) in 113 career NHL games with the Kings, Washington Capitals and Toronto Maple Leafs. Also, in 11 career playoff games, Evans, 59 (1/12/61), registered 13 points (all 13 points came with the Kings during the 1982 playoffs).

In addition, Evans coached the UCLA Bruins club hockey team in the Pac-8 League for two seasons (1997-99). They won the Pac-8 Championship in 1998-99 and also went to the National Championships in Utah in 1999, where they were eliminated. Evans was also named the Pac-8 Coach of the Year both years. He currently is the President of the LA Lions and the Commissioner of the LA Kings High School Hockey League.

Evans, additionally, works as a TV Analyst (pre-game, post-game and intermissions) for Kings games on FOX Sports West; contributes to Kings Production (LAKings.com); and he served as a Kings power skating instructor for several years, beginning in 2007.

In 2015 the Kings introduced a new Youth Hockey Service award, which is now given annually to an active Kings player, after Evans. In 2018 he received the top Radio Color/Analyst award by the Southern California Sports Broadcasting group (he has also been a finalist for that award in previous years along with his co-hosting role on Kings Talk), and the local chapter of the American Heart Association honored Evans with their inaugural "KING OF HEARTS" award.

A native of Toronto, Daryl resides in Redondo Beach, and he has two children: DJ and Danielle.



BOB MILLER

Team Ambassador

Hockey Hall of Famer Bob Miller retired in March 2017 after 44 years as "Voice of the Kings." He worked the first 17 years simulcast on TV and radio and the last 27 years as the exclusive television voice of the team joined by former Kings right wing Jim Fox for Kings games on FOX Sports West. Overall Miller called 3,353 Kings games including his final two telecasts on April 8 at STAPLES Center and April 9 in Anaheim.

On November 13, 2000, Miller received the Foster Hewitt Award, as selected by the NHL Professional Broadcasters' Association. This award, which recognizes those members of the radio and television industry who have made outstanding contributions to their profession and the game during their hockey broadcasting careers, is recognized by a plaque in the Hockey Hall of Fame in Toronto. In 2018

he was honored with a statue outside STAPLES Center and a banner that hangs in the rafters at STAPLES Center along with the club's six retired player jerseys.

On October 2, 2006, Miller received a star on the famous Hollywood Boulevard Walk of Fame. On February 4, 2002, Miller was inducted into the Southern California Sports Broadcasters Hall of Fame, where he served as that organization's President for five years. Miller has also been named the top Television Play-by-Play Announcer in Southern California 10 times (including 2015), and in 2014 he earned that club's Special Achievement Award. In 2011, Miller was inducted into the California Sports Hall of Fame and in 2017 the Television Academy selected Miller as the recipient of the Governor's Award.

In 1998, to commemorate his 25 years of loyal service to the organization, Miller was honored by having the STAPLES Center press box named after him and was presented with a "lifetime contract" by the club, and in 1997, Miller was named as one of the six inaugural members of the Kings Hall of Fame during the organization's 30th Anniversary celebration. The National Sportscasters and Sportswriters Association also named him the California Sportscaster of the Year in 1997 and 2002.

In 2013, Miller's second book - Tales from the Los Angeles Kings Locker Room - was released. In 2006 he authored the book, Bob Miller's Tales from the Los Angeles Kings.

A native of Chicago, Miller received his degree at the University of Iowa where he started his broadcasting career doing Hawkeye football and basketball games. Before joining the Kings, he worked professionally in radio and TV in Milwaukee and Madison, Wisconsin, and was the voice of University of Wisconsin hockey, football and basketball. In 1992, Miller received the honor of being inducted into Wisconsin's Hockey Hall of Fame.

Along with his duties for the Kings, Miller's voice has accented numerous TV and film projects, including "Cheers," "Rollerball," "Miracle on Ice," "The Mighty Ducks" and "The Mighty Ducks 2."

Upon retirement, Miller was officially named a Kings Team Ambassador. Within a year of his retirement, Miller received the statue and banner from the Kings, and he was also honored with: the L.A. Area Emmy's Governor Award from the Television Academy; the Jim Murray Memorial Foundation Lifetime Achievement Award; the Radio-TV News Association Lifetime Achievement Award; the Bill Sharman Humanitarian Award; the So. California Star of the Valley Award; the National Sports Media Association Lifetime Achievement Award; an L.A. City Council Commendation; the State of California 18th Senate District Certificate of Recognition; the California Legislative Assembly Certificate of Recognition; a County of Los Angeles Commendation; the California Legislative Assembly Certificate of Recognition; the So. California Sports Broadcasters Vin Scully Lifetime Achievement Award; and the L.A. Sports Council Lifetime Achievement Award, just the third recipient of that honor following Vin Scully and Peter Ueberroth.

A resident of Simi Valley, Bob and his wife Judy have a married daughter, Kristin, a son Kevin, and they have two grandsons, Kaden and Brennon.





FRANCISCO X. RIVERA

Radio Play-By-Play Announcer

Francisco X. Rivera serves as the Play-by-Play Announcer for Kings games in Spanish on the radio. He began his current role with the Kings in 2018 and is paired with Analyst Nano Cortés on KWKW 1330 AM TU LIGA.

During the 2019-20 season, he was added as a consultant to lead the team's Hispanic community outreach initiatives, and he called the Kings Spanish TV game on Día de Los Muertos for FOX Sports West. He is also part of the Kings Advisory Board, which assists the team in areas such as game presentation, content development, strategic partnerships and work with the Kings Care Foundation.

Since 2016, Rivera has worked as Estrella TV's primary sports anchor and producer in most of its network and Los Angeles local coverage on KRCA-62. He is also the

play-by-play announcer for all LAFC matches that have aired on the station since 2020, and he hosts weekly Chargers shows during the NFL season.

Rivera has worked at FOX Sports since 2006, starting as a baseball commentator, and in 2012 he became the youngest broadcaster to call a World Series game on Spanish television in the U.S. He crossed over to the English market in 2013, becoming the first Mexican-born broadcaster (he is a native of Mexico City) to appear on the FOX network.

After calling several fights for the UFC and WEC, he is currently the English voice of LUX Fight League, the top MMA promotion in Latin America which airs its events on UFC Fight Pass in the U.S.

Rivera's resume also includes calling events such as the Super Bowl, the NBA Finals, UEFA Champions League and several soccer events in English including the FIFA Club World Cup and Confederations Cup as well as U-20 Men's and Women's World Cups.

In addition Rivera, who has a Bachelor's Degree in Broadcast Journalism from Long Beach State University, was recognized as "Sports Knight" by The Hollywood Reporter in their September 2012 feature "Young Latinos in Entertainment: On-Air Talent to Watch."

Francisco lives in Calabasas with his wife Ailed.



NANO CORTÉS

Radio Analyst

Nano Cortés is in his third season as an Analyst for Kings games in Spanish on radio station KWKW 1330 AM TU LIGA where he works closely on-air with Francisco X. Rivera, the club's Play-by-Play Announcer. Cortés joined the Kings in 2018 and additionally serves as the engineer of each broadcast on press row at STAPLES Center.

Cortés has a great deal of on-air sports broadcasting experience. In addition to Kings home games the past two seasons, he has called NBA and NFL contests, professional boxing matches, Women's Tennis Association and ATP Tour action, plus Spanish, English, French and German Soccer League games dating back to 2007.

He started his sportscasting career as a color-analyst for UEFA Champions League qualifying matches for DirecTV Sports. His excellent broadcasting performances from 2008 to 2010 led him to be included in a group of sportscasters responsible for providing commentary for the Vancouver 2010 Winter Olympic Games for the same network. He provided commentary for events such as speed skating, short track speed skating, bobsleigh and curling. He also provided coverage for the 2012 London Summer Olympic Games and the 2014 Sochi Winter Olympic Games, including Opening and Closing ceremonies. He has served as an official color analyst for Thursday Night Football for the DirecTV Sports feed in Latin America.

He was named the official Spanish color-analyst of the Clippers on Fox Deportes Los Angeles for three seasons (2013-16). He has also called the annual BIG WEST conference tournament for the same network.

Cortés has also successfully worked behind the camera, serving as a freelance producer with DirecTV Sports, Time Warner Cable Sports/Spectrum Sports and Fox Sports, Fox Deportes among other outlets. He has been the on-site producer/engineer for all Lakers Spanish home radio broadcasts on TU LIGA since 2018. He also works as the host of Rams pre-game, halftime, postgame shows plus a weekly recap show. He is also a member of TU LIGA Radio's flagship sports talk show Mi Raza Tu Liga.

Nano lives in Chatsworth with his wife Telma and their three children, Brandon, Nicolas, and Angel.



MICHAEL ALTIERI

Senior Vice President, Marketing, Communications and Content

Michael Altieri is in his 26th season with the Kings where he has guided the Kings organizational narrative, communication strategy, broadcasting initiatives and media relations, while holding numerous positions in the areas of communications, media relations, broadcasting, marketing, content development and production since joining the organization in 1995.

Currently serving as Senior Vice President, Marketing, Communications and Content, Altieri's current scope of responsibility with the Kings includes directing and overseeing all Kings Marketing, Digital, Production, Game Operations and Events, Communications, Broadcasting, Team Operations and Player Services.

Altieri is in his third season in this specific role after the Kings aligned these areas to support the franchise under a unified identity and voice, while developing a communications and brand strategy for the entire organization to communicate a singular public narrative, tone and brand look.

Altieri's oversight and influence also includes areas of brand development, player and family services, Alumni Relations and Heritage. A Board Member for the Kings Care Foundation and an original member of the NHL's Communications Advisory Board, Altieri joined the organization in 1995 as a Media Relations Assistant, which eventually led to him serving as the Kings primary media contact from 1996-07. During this time, Altieri led the Kings media relations efforts, highlighted by the team's move to STAPLES Center in 1999 and the organization's hosting of the 2002 NHL All-Star Weekend.

He was named Senior Vice President, Communications and Broadcasting prior to the start of the 2003-04 season and, while continuing to oversee the Kings Communications and Broadcasting departments, he led the Kings' efforts in the creation of an internal video and content production department which not only supported the Kings' popular on-line video platform – then-called Kings Vision – but also developed content for all Kings business entities. In addition, Altieri was actively involved in the concept and launch of LAKingsinsider.com.

Most recently, Altieri was part of the Kings leadership team that helped execute two successful Stanley Cup Finals (2012 and 2014), the Kings three outdoor hockey games in 2014, 2015 and 2019, and the 2017 NHL All-Star Weekend in Los Angeles.

Prior to the Kings, Altieri, a graduate of California State University, Long Beach, served as Director of Public Relations for Forum Sports, Inc. (1993-95), where he promoted special events including professional roller hockey, indoor soccer, professional tennis and volleyball exhibitions. He also served as a Public Relations Assistant for the Los Angeles Lakers from 1992-95.

He resides in Torrance with his wife Milli and son Gabriel.



JEFF MOELLER

Senior Director, Communications and Heritage

Jeff Moeller is in his 26th season overall with the Kings and his 14th as Senior Director of the Communications department, having previously served as director, manager, coordinator and intern. Currently the Senior Director of Business Communications and Heritage, he is active in guiding all facets of the club's communications, publicity, broadcasting, content and publications factions. In addition, he directs the club's Alumni Association and Heritage efforts.

In 2012 the Kings won the Stanley Cup for the first time and Moeller helped direct the organization's media operations during an unprecedented time in the franchise's then 45-year history. That summer he helped lead the scheduling and management of the Stanley Cup for the 100 days the team took possession of the famous trophy. In 2014, Moeller again played a similar role as it relates to the Cup as the Kings won their second championship.

Moeller has served as a primary liaison between the Kings and the NHL at three major hockey events at STAPLES Center (the 2017 and 2002 NHL All-Star Games and the 2010 NHL Entry Draft) and three Outdoor Games (Dodger Stadium in 2014; Levi's Stadium in 2015; and Falcon Stadium in 2020). He has worked a Kings game in 58 different venues worldwide; has traveled as a Kings representative to nine different countries (China, Russia, Slovenia, Germany, Sweden, Austria, England, Canada and Mexico); and worked eight NHL All-Star Games.

During the 2016-17 season the Kings enjoyed their 50th Anniversary with Moeller playing a key role helping the franchise celebrate their first half century of existence. In 2005 he wrote and produced the Kings' first children's book, "Kyrsten and her Kings."

Prior to joining the Kings, he worked several major accounts for Los Angeles-based Brenner Zwickel Associates, including Super Bowl XXXI and both Tyson-Holyfield championship bouts. He also has experience as a PR Game Assistant for the Lakers and Angels, and as a Sports Production Assistant at KCBS-TV in Hollywood. Additionally, his writing has been published in nearly 40 different media outlets.

Moeller is also in his 11th year teaching a Sports Public Relations course at the University of Southern California (USC) for that school's prestigious Annenberg School for Journalism and Communication. He graduated from California Lutheran University with a Bachelor's degree in Communications.

Jeff lives in El Segundo with his wife Jill, their daughter Sydnee-Anne and son Scott.



ROB KOCH

Senior Director, Team Operations and Hockey Communications

Rob Koch is in his fourth season with the Kings and second as Senior Director of Team Operations and Hockey Communications, having previously served as Director of Team Operations. In addition to managing all facets of planning and execution related to team travel and the schedule, he oversees all hockey-related communications efforts with local and national media.

Including his tenure with the Kings, Koch has an extensive background in hockey, working in various team operations and communications roles with the New York Rangers, Atlanta Thrashers and USA Hockey.

Before joining the Kings, Koch spent nearly five years as Director of Communications and Social Media with USA Hockey from 2013-17. In addition to his overall media and public relations responsibilities, Koch served as the chief communications

officer for the U.S. Women's Olympic Ice Hockey Team at the 2014 Olympic Winter Games in Sochi, Russia.

While representing Team USA with the National Team and Under-18 Team, the U.S. won seven of eight possible gold medals in International Ice Hockey Federation tournaments, and won 10 of 13 international events overall, placing second twice and third once.

Koch previously served as Senior Director of Public Relations and Team Operations with the Atlanta Thrashers. He was hired prior to the team's inaugural season in 1999-00 and worked with the Thrashers until the team was sold and relocated to Winnipeg in 2011.

Prior to his 12 years in Atlanta, Koch was Assistant Director of Public Relations with the Rangers from 1991-99. He assisted with the 1994 NHL All-Star Game and Stanley Cup Championship as well as all activities surrounding Wayne Gretzky's last game.

Koch also represented Team USA as Assistant Director of Media Relations at the 2004 World Cup of Hockey.

During his time in New York, the public relations staff earned the Dick Dillman Award for outstanding media relations. Koch is a native of Kinnelon, N.J., and earned his bachelor's degree from St. John's University.

Rob lives in Playa Vista with his wife Denege Prudhomme.



JON GOMEZ

Senior Manager, Hockey Communications

Jon Gomez is in his second season as Senior Manager of Hockey Communications with the Kings. In his role, Gomez travels with the team throughout the season and is active in promoting and facilitating media inquiries with Kings players and staff.

Prior to the Kings, Gomez spent nearly five years within USA Hockey's communications department as both a manager and director. In that span, Gomez served as the primary media contact for nine medal-winning U.S. national teams, directed media campaigns for signature USA Hockey events, and led communications initiatives for the organization's efforts in youth hockey, disabled hockey, junior hockey, membership development and member services.

With the U.S. National Junior Team, Gomez was part of the program's unprecedented four-straight medal wins (gold - 2017, silver - 2019, bronze - 2016, 2018). Additionally, he served as the primary media contact for the U.S. National Sled Hockey Team that captured a gold medal at the 2018 Paralympic Winter Games and three world championship medals (gold - 2015, 2019; silver - 2017). In 2018, Gomez was also the communications contact for the U.S. Men's National Team that earned a bronze medal.

Before joining USA Hockey, Gomez served three years in the Olympic and Paralympic movement with the U.S. Anti-Doping Agency, USA Team Handball and the United States Olympic and Paralympic Committee. He also spent time with Hill+Knowlton Strategies as an analyst in the global chairman's office supporting media efforts of the firm's clients worldwide.

A graduate of Texas A&M University, Gomez earned his bachelor's degree in English and threw the javelin as a member of Texas A&M's national championship-winning track and field program.



EDDIE FISCHERMANN

Manager, Media Services and Team Operations

Eddie Fischermann is in his seventh season with the Kings and eighth overall in professional hockey having spent a season working for the Anaheim Ducks in the Media and Communications department.

Fischermann is currently in his second season as Manager of Media Services and Team Operations. He takes a lead role in producing and distributing all relevant information to the media, including game notes, postgame notes and other newsworthy updates. He is responsible for all team-related press releases and printed materials, such as the Media Guide, Rookie Camp Guide, Training Camp Guide and Postseason Guide. Additionally, he contributes to the content ideation and storylines that result in various printed materials and on the website, including all elements that service the media on LAKings.com/media.

For all home games, Fischermann oversees the organization and distribution of all media materials and leads press operations and the department's associates. He also works closely with the players on their ticket requests at STAPLES Center and assists with the organization of their logistical and scheduling information throughout the season.

During his time with the Kings and Ducks, he has been able to work multiple outdoor games, playoff games and NHL All-Star games.

The Orange County native started his career in the NHL with the Ducks, where he served as the main contact for all game night operations and assisted with all team publications and press releases.

Prior to working in the NHL, he graduated from the University of Denver in 2010 with a major in Journalism and a minor in Marketing. After an ACL injury ended his playing career, Fischermann began working for the school newspaper, where he was the Sports Editor during his junior year, and the Managing Editor his senior year.

Before attending Denver, he played goalie for three years at Shattuck St. Mary's (SSM), graduating from SSM in 2006, including appearances in three consecutive National Championship games.

Eddie lives in Torrance with his wife Taryn, their daughter Charlotte (three years old) and son Landon (two years old).



KAYLEA KONOVAL

Coordinator, Team Operations and Media Services

Kaylea Konoval is in her second season as Coordinator of Team Operations and Media Services with the Kings. In her role, Konoval supports various administrative areas of team operations while also aiding in media materials and media information. She serves as the primary contact for teams visiting STAPLES Center.

Konoval joined the Kings after spending time within both the Columbus Blue Jackets and Pittsburgh Penguins media relations departments. During the 2018-19 season, she served as a communications assistant for the Blue Jackets that featured the franchise winning its first playoff series by sweeping the Presidents' Trophy winner, the Tampa Bay Lightning, in the first round of the playoffs. Prior to Columbus, Konoval worked within the Penguins organization as both a communications assistant and media relations intern. Her time with the Penguins

was highlighted by the team's Stanley Cup victory in 2017.

Prior to working in the NHL, Konoval graduated from the University of Florida in 2017 with a degree in telecommunications. There, she served as a reporter for the local ESPN affiliate and was a member of the Association for Women in Sports Media.

Kaylea is originally from Daytona Beach, Florida.

2020-21 NATIONAL HOCKEY LEAGUE DIRECTORY

NEW YORK 1185 Avenue of the Americas, 15th Floor, New York, NY 10036
O: 212-789-2000 F: 212-789-2020

TORONTO 50 Bay St., 11th Floor, Toronto, ON M5J 2X8
O: 416-359-7900 F: 416-981-2779

MONTREAL 1800 McGill College Avenue, Suite 2600, Montreal, QC H3A 3J6
O: 514-841-9220

EXECUTIVES COMMUNICATIONS (@PR_NHL)



GARY BETTMAN
Commissioner



WILLIAM DALY
Deputy
Commissioner



COLIN CAMPBELL
Senior Executive
Vice President of Hockey
Operations

COMMUNICATIONS @PR_NHL

GARY MEAGHER, Senior Executive Vice President
O: 416-359-7960, C: 416-729-4700, gmeagher@nhl.com

JOHN DELLAPINA, Senior Vice President
O: 212-789-2115, C: 917-363-7988, jdellapina@nhl.com
* Department of Player Safety requests

JENNIFER NEZIOL, Vice President, Corporate Communications
O: 212-789-2042, C: 646-908-0679, jneziol@nhl.com
* Corporate communications inquiries/requests

GREG INGLIS, Senior Director
O: 212-789-2065, C: 347-853-2461, ginglis@nhl.com
* Editorial content/research

NIRVA MILORD, Senior Director, Corporate Communications
O: 212-789-2123, C: 917-715-6187, nmilord@nhl.com
* Corporate communications and entertainment publicity

Julie Young, Senior Director
O: 416-359-7964, C: 416-605-3550, jyoung@nhl.com
* esports inquiries

BRAD KLEIN, Director
O: 212-324-8140, C: 347-380-2993, bklein@nhl.com
* Corporate communications

JENNIFER MOAD, Director
O: 416-359-7961, C: 416-527-2852, jmoad@nhl.com
* Hockey Operations and Officiating requests

JOSH BERNSTEIN, Senior Manager
O: 212-789-2609, C: 516-528-8365, jbrpr@nhl.com
* Editorial content/research, Media.NHL.com, Sport-Scan

JASMINE GHAFOUR, Senior Manager
O: 416-359-7968, C: 647-808-4876, jghafour@nhl.com

JAYNE BARRETT, Coordinator
C: 647-987-2555, jbarrett@nhl.com

STATISTICS & INFORMATION

O: 416-359-7978, @PR_NHL on Twitter / Instagram #NHLStats / NHLStats@nhl.com

RUSSELL LEVINE, Group Vice President
C: 347-853-4159, rlevine@nhl.com

TREVOR BJERGSO, Director
C: 416-540-5306, tbjergso@nhl.com
* Situation Room & Central Scouting requests

BRENDON CROSSMAN, Senior Manager
C: 416-702-4645, bcrossman@nhl.com

NICK CARAFA, Manager
ncarafa@nhl.com

STUART MCCOMISH, Manager
C: 437-772-3272, smccomish@nhl.com

SCOTT RODGERS, Manager
srodgers@nhl.com

MITCH DONAIS, Graphic Designer
mdonais@nhl.com

MICHAEL NOVALES, Motion Designer/Video Editor
mnovales@nhl.com

2020-21 NATIONAL HOCKEY LEAGUE DIRECTORY

EVENT COMMUNICATIONS & PLAYER DEVELOPMENT nhleventcommunications@nhl.com

JAMEY HORAN, Senior Vice President
O: 212-789-2785, C: 646-652-9981, jhoran@nhl.com
* Deputy Commissioner requests and event/player development inquiries

CHRIS WOJCIK, Senior Director
O: 212-789-2097, C: 646-285-7711, cwojick@nhl.com
* Event inquiries

DAVID KEON, Senior Manager
O: 416-359-7962, C: 416-729-5665, dkeon@nhl.com
* International credentials

JEFF DAY, Manager
O: 212-789-2108, C: 914-552-1660, jday@nhl.com

MEGAN COOPER, Coordinator
O: 212-324-8161, C: 614-961-9329, mecooper@nhl.com
* Event credentials

SAM GILBERT, Coordinator
O: 416-359-7908, C: 514-594-8441, sgilbert@nhl.com

GINA MORRA, Coordinator
O: 212-789-2690, C: 845-803-2510, gmorra@nhl.com

EMILY CAMPBELL, Assistant
O: 212-789-2113, ecampbell@nhl.com

NHL SOCIAL social@nhl.com

SEAN DENNISON, Director, Social Media
C: 203-733-5530, sdennison@nhl.com
* Departmental oversight

DAVID KLATT, Director, Social Media Programs
C: 646-357-0180, dklatt@nhl.com
* Events, programs, initiatives, social player development

CHRIS ACKROYD, Senior Manager, Social Media Content
C: 437-777-9296, cackroyd@nhl.com
* In-game social media and social sponsorship integration

KEVIN BAUMER, Senior Manager, Social Content & Community Management
C: 646-988-2016, kbaumer@nhl.com
* Day-to-day social editorial, content and community management

REBECCA FRIEDMAN, Manager, Social Media
C: 347-880-0159, rfriedman@nhl.com
* LSC program, team coordination and on-site coverage

PETER BOTTINI, Manager, Social Media Marketing
C: 929-456-7302, pbottini@nhl.com
* Social media marketing: league campaigns, tune-in, rightsholders

ANDREW BOEHMER, Coordinator, In-Game Social Media
aboehmer@nhl.com
* In-game social media and weekend content management

MALORIE BUCCIGROSS, Coordinator, International Social Media
O: 212-789-2683, mbuccigross@nhl.com
* International social media (European markets)

DYLAN COOPER, Coordinator, In-Game Social Media
dcooper@nhl.com
* In-game social media and weekend content management

NEIL TENNANT, Coordinator, Community Management & Content Programming
ntennant@nhl.com
* Daily social content and community management

The National Hockey League is committed to promoting more sustainable business practices with member clubs, players, fans, partners and employees, so that all can be more responsible stewards of the planet by reducing the use of resources and reusing or recycling equipment and materials. For more information on NHL Green, visit www.nhl.com/green.

2020-2021 ON ICE OFFICIALS

REFEREES

NAME	NUMBER
Anderson, Reid*	49
Blandina, Brandon*	39
Brenk, Jake	26
Charron, Francis	6
Chmielewski, Tom	18
Dunning, Mitch*	43
Dwyer, Gord	19
Furlatt, Eric	27
Halkidis, Beaudry*	48
Hanson, Trevor	14
Hebert, Ghislain	22
Hebert, Jean	15
Joannette, Marc	25
Kelly, Dan*	45
Kozari, Steve	40
Lambert, Pierre	37
L'Ecuyer, Frederick	17
Lee, Chris	28
Luxmore, Thomas John	21
MacDougall, Peter	38
Markovic, Michael*	47
McCauley, Wes	4
McIsaac, Jon	2
Meier, Brad	34
Morton, Dean	36
Nicholson, Kendrick	30
O'Donnell, Conor*	41
O'Rourke, Dan	9
Peel, Tim	20
Pochmara, Brian	16
Pollock, Kevin	33
Rank, Garrett	7
Rehman, Kyle	10
Rooney, Chris	5
Schlenker, Chris	3
Schrader, Brandon*	46
Skilliter, Graham	24
South, Furman*	44
St-Laurent, Francois	8
St. Pierre, Justin	12
Sutherland, Kelly	11
Syvret, Corey*	42
Walsh, Ian	29

LINESMEN

NAME	NUMBER
Alphonso, Shandor	52
Amell, Derek	75
Baker, Tyson*	88
Barton, Steve	59
Berg, Devin	87
Brisebois, David	96
Cherrey, Scott	50
Cormier, Michel	76
Daisy, Ryan	81
Devorski, Greg	54
Flemington, Kyle*	55
Fournier, Julien*	56
Galloway, Ryan	82
Gawryletz, Brandon	64
Gawryletz, Travis	67
Gibbons, Ryan	58
Knorr, Trent	63
Kovachik, Brad	71
Mach, Brian	78
MacPherson, Matt	83
Marquis, Jesse*	86
Miller, Steve	89
Mills, Bevan	53
Murchison, Kiel	79
Murray, Jonny	95
Nagy, Kory	97
Nansen, Derek	70
Pancich, Bryan	94
Racicot, Pierre	65
Rody, Vaughan	73
Sericolo, Anthony	84
Shewchyk, Mark	92
Smith, Andrew	51
Suchanek, Libor	60
Tobias, James	61
Toomey, Travis*	90

* minor league official



LA KINGS 2020 - 2021 MEDIA GUIDE

AEG

LA KINGS



About AEG

Headquartered in Los Angeles, California, AEG is the world's leading sports and live entertainment company. The company operates in the following business segments: Facilities, which through its affiliation with ASM Global, owns, manages or consults with more than 300 preeminent arenas, stadiums, convention centers and performing arts venues around the world; Music through AEG Presents, which is dedicated to all aspects of live contemporary music performances, including producing and promoting global and regional concert tours, music and special events and world-renowned festivals such as the Coachella Valley Music and Arts Festival; Real Estate, which develops world-class venues, as well as major sports and entertainment districts like STAPLES Center and L.A. LIVE, Mercedes Platz in Berlin and The O2 in London; Sports, as the world's largest operator of high-profile sporting events and sports franchises including the LA Kings, LA Galaxy and Eisbären Berlin; and Global Partnerships, which oversees worldwide sales and servicing of sponsorships including naming rights, premium seating and other strategic partnerships. Through its worldwide network of venues, portfolio of powerful sports and music brands and its integrated entertainment districts, AEG entertains more than 160 million guests annually. More information about AEG can be found at www.aegworldwide.com.

About L.A. LIVE


L.A. LIVE is a 4 million square foot / \$3 billion downtown Los Angeles sports and entertainment district adjacent to STAPLES Center and the Los Angeles Convention Center featuring The Novo, a 2,300 capacity live music venue, Microsoft Theater, a 7,100-seat live theater, a 54-story, 1001-room convention "headquarters" destination (featuring The Ritz-Carlton, Los Angeles and JW Marriott Los Angeles at L.A. LIVE hotels and 224 luxury condominiums – The Ritz-Carlton Residences at L.A. LIVE – all in a single tower), the GRAMMY Museum, the 14-screen Regal Cinemas L.A. LIVE movie theater, broadcast facilities for ESPN along with entertainment, residential, restaurant and office space. Developed by Los Angeles-based AEG, L.A. LIVE, considered to be the nation's most active 'live content and event campus,' also features 260,480 sf of conference center and ballroom facilities, a 100,000 sf special events deck, the famous Lucky Strike Lanes and Lounge, the celebrity owned Conga Room, the one-of-a-kind GRAMMY Museum, saluting the history of music and the genre's best known awards show all centered around Xbox Square, a 40,000 sf outdoor event space along with 24 restaurants, bars and other hospitality options. L.A. LIVE showcases more events, award shows, sporting competitions, concerts and hospitality options than any other destination in the world. Visit L.A. LIVE today at www.lalive.com.



STAPLES Center has undoubtedly developed an unrivaled reputation for excellence having established itself as the Sports and Entertainment Center of the World. Beginning twenty one years ago with Bruce Springsteen and the E Street Band's opening night concert on October 17, 1999, more than 75 million guests have come to the AEG-owned and operated STAPLES Center to attend a schedule of prestigious concerts, sporting events, award shows, family shows and other major attractions unmatched by any arena.

As the home of four professional sports franchises, the NBA's Los Angeles Lakers and Los Angeles Clippers, the NHL's Los Angeles Kings, and the WNBA's Los Angeles Sparks, STAPLES Center has proven to be a home court advantage for the local teams with the Lakers capturing six NBA Championships and the Kings winning two Stanley Cup titles since 1999, while the Sparks captured back-to-back WNBA Championships in their first two STAPLES Center campaigns and brought home their third WNBA Championship in 2016.

STAPLES Center continues to distinguish itself as the host of major, high-profile events of national and international distinction including the 2004, 2011 & 2018 NBA All-Star Weekends, the 2002 & 2017 NHL All-Star Games and 2010 NHL Draft, 2002 U.S. Figure Skating Championships, the 2000 Democratic National Convention, 2009 ISU World Figure Skating Championships, 19 of the last 21 GRAMMY Award shows, 11 X Games competitions, four WTA Tour Championships, 12 Pac 12 Men's Basketball Championship tournaments, 2013 & 2018 NCAA Division I Men's Basketball Championship West Regional, the Michael Jackson Public Memorial Service on July 7, 2009, Nipsey Hussle's Celebration of Life on April 11, 2019, Celebration of Life for Kobe and Gianna Bryant on February 24, 2020. Due to COVID-19 restrictions for the first time event in the arena's 21-year history was able to host an official LA County Vote Center October 24-November 3, 2020.



STAPLES Center's incredible history has been marked with performances and special events that brought international stature to Los Angeles' sports & entertainment legends including concerts starring Taylor Swift, Adele, Mana, Prince, U2, Garth Brooks, Beyoncé, Usher, Paul McCartney, Don Henley, Bon Jovi, Madonna, Christina Aguilera, Justin Timberlake, Phil Collins, The Rolling Stones, Dave Matthews, Britney Spears, Rod Stewart, Eric Clapton, Janet Jackson, Jay-Z, Simon & Garfunkel, Van Halen, Dixie Chicks, John Mayer, Shania Twain, Peter Dinklage, Ricky Martin, Tina Turner, Kanye West, Luis Miguel, Billy Joel, Lionel Richie, Reba McEntire, Crosby, Stills, Nash & Young, Faith Hill & Tim McGraw, Kenny Chesney, Rod Stewart, Tool, Shakira, Depeche Mode, Cher, Bette Midler, Lady Gaga, Keith Urban, Mariah Carey, Eurythmics, Googosh, The Police, Bob Seger, Lady Antebellum, Katy Perry, Marco Antonio Solis, and a Millennium New Year's Eve spectacular starring the Eagles, Jackson Browne and Linda Ronstadt; world championship boxing including Lennox Lewis vs. Vitali Klitschko for the World Heavyweight Championship and the first-ever Latin Grammy Awards. In addition, the arena has hosted multiple sold-out WWE dates, UFC events, over 25 nights of boxing, Disney on Ice, Walking with Dinosaurs and the Harlem Globetrotters.



STAPLES Center's charitable activities are a part of AEG 1Community and its AEG Community Foundation. AEG 1Community seeks to reach beyond the traditional boundaries of business to support the communities where the organization operates. AEG believes that corporate philanthropy and community engagement play a critical role in helping communities thrive and STAPLES Center strives to be civic leaders by working to improve the economic and social well-being of local communities where the company operates. Over the last 10 years, company-affiliated foundations and programs have contributed over \$120 million in direct financial and in-kind support of charitable, community and civic programs

that focus on children and youth in the areas of education, the arts and health and wellness. The AEG Community Foundation was established to build on AEG's unwavering commitment to serving children and families through grantmaking. The mission of the Foundation is to support children and families in need through grantmaking in the areas of K-12 education, the arts and health and wellness. We believe that corporate philanthropy and community engagement play a critical role in helping communities thrive.

STAPLES Center and L.A. LIVE serve as the hub for community engagement during the holiday season and support employee volunteerism activities such as a company-wide Day of Service. Through a partnership with City Year, employees volunteer to refurbish local public schools by providing supplies, painting, cleaning and gardening services. During AEG's Season of Giving, held throughout the month of December, the foundation spotlights more than two dozen local charities and community-based organizations and provides non-profits a platform to collect food, hold blood drives, register volunteers, educate the public and sign up mentors.

STAPLES Center has been designed with the fans of Los Angeles in mind. Guests who attend events are treated to the finest entertainment experience imaginable. The arena has free public Wi-Fi, over 840 Toshiba flat panel televisions and (as part of a specially designed \$1.5 million facility-wide sound system) and 675 separate speakers outside of the seating area, so fans never miss any of the sights or sounds of a STAPLES Center event. Also featured is a \$2 million specialty lighting package and other state-of-the-art amenities. In 2010, STAPLES Center unveiled its new \$10 million center-hung video LIVE 4HD Scoreboard specially designed for the arena.

Along STAPLES Center's five concourses are 23 refreshment stands offering a variety of dining choices including the Smokehouse BBQ on City View Terrace, a one-of-a-kind outdoor dining experience with a spectacular view of L.A. LIVE and the downtown Los Angeles skyline. The TEAM LA store located on the main concourse is a retail store featuring official merchandise from the teams and events that call STAPLES Center home with satellite locations throughout the facility and L.A. LIVE. Finally, the arena provides 55 public restrooms including three family restrooms.

Perhaps the greatest emphasis throughout STAPLES Center's development has been the recruitment and training of its guest services and security staff. The STAPLES Center experience is second-to-none from the entertainment environment to the staff's commitment to making every guest's visit a memorable one. Never before has an arena had the amenities, features and commitment to quality service that STAPLES Center offers to the fans and the City of Los Angeles. STAPLES Center continues to set new standards for the arena industry. Located directly across the street from STAPLES Center is L.A. LIVE, a one-of-a-kind sports and entertainment district in downtown Los Angeles. The four million square foot destination features Microsoft

Theater, The GRAMMY Museum, Conga Room and The Novo, giving L.A. LIVE 'more music per square foot' than any other location in the world. The district offers a rich mix of local, regional and national restaurants including Wolfgang Puck Bar and Grill, Yard House, Katsuya, Fleming's Prime Steakhouse & Wine Bar, Rock 'N Fish, Lawry's Carvery, Tom's Urban, Smashburger, Starbucks, BOCA at the Conga Room, WVP24 and others. L.A. LIVE also features 100,000 square feet of special event and hospitality space and the famous Lucky Strike Lanes and Lounge. The development also includes a 54-story, 1,001-room convention "headquarters" hotel (combining JW Marriott and The Ritz-Carlton brands and 224 luxury condominiums - The Ritz Carlton Residences at L.A. LIVE.), the 14-screen Regal L.A. LIVE: A Barco Innovation Center theater featuring the RealD Premiere Cinema, along with ESPN's West Coast broadcast headquarters. Home to annual award shows including the American Music Awards, EMmys, ESPYS and BET Awards as well, L.A. LIVE is recognized worldwide for offering an incomparable and unforgettable entertainment experience.



STAPLES CENTER – VITAL STATISTICS

1111 South Figueroa
(corner of Figueroa and
Chick Hearn Court)
(213) 742-7100
TDD/TTY: (213) 742-7TTY (742-
7889)
Box office: (213) 742-7340
TEAM LA store: (213) 742-7852
(open daily)
staplescenter.com

SOCIAL MEDIA

- Twitter - @STAPLESCenter
- Facebook - facebook.com/staplescenter
- Instagram & Snapchat - @STAPLESCenterLA
- STAPLES Center Mobile App - Available to download from iTunes & Droid Market

SEATING

- 18,997 for Los Angeles Lakers
- 19,060 for Los Angeles Clippers
- 18,230 for Los Angeles Kings
- 12,947 for Los Angeles Sparks
- 20,000 for Concerts
- 20,000 for Boxing
- 154 Private Suites on the Delta Suite Levels
- 16 Event Suites (available on an event by event basis)
- 20 Premier Lounges at San Manuel Club
- 7 Premier Tables at San Manuel Club
- 2,589 Premier Seats
- 2/3 of arena seating is in the lower level

ATTENDANCE & EVENT FACTS

- Hosted over 5,000 events since October 17, 1999
- Over 75 Million Fans have visited STAPLES Center

FAN CONVENIENCES

- Free Public Wi-Fi
- 5 concourses: two public, three private
- 23 refreshment stands
- 55 restrooms
- LIVE 4HD Scoreboard designed exclusively for STAPLES Center it is a one-of-a-kind comprehensive 8-screen arena scoreboard includes what is believed to be one of the largest indoor center-hung High Definition scoreboard video screen installation in the world
- 10 elevators
- 11 escalators
- Wells Fargo Banking Service Center (located on west side on Main Concourse)
- TEAM LA store featuring official merchandise of the Los Angeles Lakers, Kings, Clippers, Sparks, special events and STAPLES Center.
- 700 Toshiba flat screen televisions
- 3,300 parking spaces owned or operated by STAPLES Center within four blocks of the arena (less than an eight-minute walk)

- Smoke House BBQ (Patio dining located at north end of Upper Concourse)
- Golden Road Brew House (located on the Main Concourse)
- San Manuel Club (located on Suite Level A, Exclusive to Suite Ticket and Premier Seat Holders)
- Lexus Club (located on Suite Level A, By Private Membership Only)
- The Centurion Suite by American Express (located on Suite Level B, American Express Platinum Card and Centurion Members Only)
- Hyde Lounge (located on Suite Level C, Private Club)
- New Era Store (located on the exterior of STAPLES Center at the corner of Figueroa Street and 11th Street, open daily)

EVENT FACILITIES

- 15,000 square foot marshalling area
- Access for eight television production trucks
- 12 dressing/locker rooms
- Team-exclusive locker rooms for the Los Angeles Kings, Los Angeles Lakers, Los Angeles Clippers & Los Angeles Sparks
- Complete television control room - including HD broadcast capabilities

BUILDING DIMENSIONS

- Over one million square feet
- 10-acre site
- 764 feet from office prow to rear of arena
- 502 feet from end to end of super truss
- 150 feet from event floor to highest point of roof

STATE-OF-THE-ART TECHNOLOGY

- Free public Wi-Fi to all guests and fans
- 700 Toshiba flat screen televisions
- LIVE 4HD Scoreboard by Panasonic with eight HD Screens and is believed to be one of the largest arena center-hung scoreboards in the world
- Fully digital television production control room
- \$3.4 million JBL Harmon facility sound system
- 34 fixed broadcast camera positions
- DIRECTV provides programming throughout arena
- 79 media patch panels
- 148,000 feet of fiber optic cable servicing STAPLES Center

TOTAL COST

- \$407 million

CONVERSIONS AND DOUBLE HEADERS

- Hockey to Basketball: 1 hour, 50 minutes
- Basketball to Basketball: 1 hour
- STAPLES Center has completed over 205 doubleheaders since opening in October 1999

- Total crew size is 45 people for a conversion, which includes conversion crew, event crew, maintenance and engineering
- Four times in the history of STAPLES Center, teams from the same city have played on the same day:
 - ♦ January 12, 2008 - Kings vs. Dallas and Clippers vs. Dallas
 - ♦ September 15, 2013 - Sparks vs. Phoenix and Kings vs. Phoenix
 - ♦ January 2, 2016 - Kings vs. Philadelphia and Clippers vs. Philadelphia
 - ♦ January 21, 2018 - Lakers vs. Knicks and Kings vs. Rangers
- STAPLES Center hosted its 200th Double Header on Saturday, March 10, 2018

PRESS AREAS

- Chick Hearn Press Room
- Bob Miller Press Box
- Nick Nickson Broadcast Center
- Ralph Lawler Media and Team Member Entrance

CONSTRUCTION STATS

- 2,500 tons of structural steel
- 19 1/2 million pounds of rebar
- 73,000 cubic yards of concrete
- 2,950 pre-cast concrete pieces
- 14 miles of telephone/data cable
- 2,865,000 square feet of drywall
- 3,800,000 feet of broadcast production cable
- 32,500 square yards of carpeting
- 81,000 square feet of Terrazzo tile

PROJECT

- AEG and L.A. Arena Company - owner/developer
- PCL Construction - general contractor
- NBBJ Sports and Entertainment - architects

ARENA HIGHLIGHTS

- Over 4,500 events since October 17, 1999
- through August 1, 2018
- Over 63 million guests have entered through STAPLES Center's turnstiles in fourteen seasons
- There are currently 39 Banners & Retired Jerseys hanging up at STAPLES Center - Over 4,500 events from October 17, 1999 through August 1, 2018

AWARDS/HONORS

- GBAC STAR Facility Accreditation - July 2020

KEY DATES & ARENA HIGHLIGHTED EVENTS

- Staples Inc., becomes "Naming Rights Partner": December 1, 1997
- Groundbreaking: March 26, 1998
- Ribbon Cutting Ceremony - October 16, 1999
- First Public Event: October 17, 1999 - Bruce Springsteen and the E Street Band
- First Hockey Game: October 20, 1999 - Los Angeles Kings vs. Boston Bruins

- First Regular Season NBA Basketball Games:
- November 2, 1999 – Los Angeles Clippers vs. Seattle Supersonics
- November 3, 1999 – Los Angeles Lakers vs. Vancouver Grizzlies
- First Arena Football League Game: April 9, 2000 – L.A. Avengers vs. Oklahoma
- GRAMMY Awards (19 Total – 19 of the last 20 shows) – Feb. 23, 2000, Feb. 21, 2001, Feb. 27, 2002, Feb. 8, 2004, Feb. 13, 2005, Feb. 8, 2006, Feb. 11, 2007, Feb. 10, 2008, February 8, 2009, January 31, 2010, February 13, 2011, February 12, 2012, February 10, 2013, January 26, 2014, February 8, 2015, February 15, 2016, February 12, 2017, February 10, 2019, January 26, 2020
- Oscar de la Hoya vs. “Sugar” Shane Mosley Championship Fight – June 17, 2000
- Los Angeles Lakers win NBA Championship at home – June 19, 2000
- 2000 Democratic National Convention – August 14-17, 2000
- First Ever Latin Grammy Awards – September 1, 2000
- First Regular Season WNBA Basketball Game – June 5, 2001
- Los Angeles Sparks win WNBA Championship – September 1, 2001
- 2002 U.S. Figure Skating Championships – January 6-13, 2002
- 52nd NHL All-Star Game – February 2, 2002
- Pac-12 Basketball Tournament (11 Total) – March 7-9, 2002, March 13-15, 2003,
- March 11-13, 2004, March 10-12, 2005, March 8-11, 2006, March 7-10, 2007,
- March 12-18, 2008, March 11-14, 2009, March 10-13, 2010, March 9-12, 2011,
- March 7-10, 2012
- WTA Tour Championships (4 Total) – Nov. 6-11, 2002, Nov. 5-10, 2003, Nov. 10-15, 2004, Nov. 8-13, 2005
- Lennox Lewis vs. Vitali Klitschko, Heavyweight Championship Fight – June 21, 2003
- ESPN X Games (11 Total) – August 14-17, 2003, August 5-8, 2004, August 4-7, 2005, August 3-4, 2006, August 2-3, 2007, July 31- August 1, 2008, July 30-31, 2009, July 29 – August 1, 2010, July 28-31, 2011, June 28-July 1, 2012, August 1-14, 2013
- NBA All-Star Game – February 15, 2004
- Garth Brooks in Concert – Five Benefit Concerts in Two Days, January 25-26, 2008 raising nearly \$9 million for fire fighter aid and assistance
- Shane Mosley vs. Antonio Margarito – WBA Welterweight Championship – January 24, 2009
- ISU World Figure Skating Championships – March 24-29, 2009
- Michael Jackson Public Memorial Service – July 7, 2009
- Los Angeles Lakers win NBA Championship at home – June 17, 2010
- Lakers receive 2010 NBA Championship Rings – October 26, 2010
- NBA All-Star Game – February 20, 2011
- Los Angeles Kings win the Stanley Cup Final – June 11, 2012
- MTV Movie Awards – September 6, 2012
- 2013 NCAA Division I Men's Basketball Championship West Regional – March 28 & 30, 2013
- 33 Couples wed on the STAPLES Center arena floor during Macklemore & Ryan Lewis performance on the 56th Annual GRAMMY Awards – January 26, 2014
- Los Angeles Kings win the Stanley Cup Final – June 13, 2014
- UFC 184: Rousey vs. Zingano – February 28, 2015
- 2015 NCAA Division I Men's Basketball Championship West Regional – March 26 & 28, 2015
- NHL All-Star Game – January 29, 2017
- NBA All-Star Game – February 18, 2018
- 2018 NCAA Division I Men's Basketball Championship West Regional – March 22 & 24, 2018
- Wilder vs. Fury - WBC World Championship – December 1, 2018
- Nipsey Hussle's Celebration of Life – April 11, 2019
- STAPLES Center celebrates 20th Anniversary – October 2019
- Celebration of Life for Kobe and Gianna Bryant – February 24, 2020
- October 11, 2020 - Los Angeles Lakers Win NBA Finals (In Orlando - COVID-19 Bubble)
- Will serve as a vote center for the 2020 General Election from October 30, 2020 – November 3, 2020*

CONCERT RECORDS

- Most Performances by any artist (16) – Taylor Swift
- Most Performances all-time by a Solo Headlining Artist (16) – Taylor Swift
- Most Performances all-time by a Band or Group (13) – Mana
- Most Performances all-time by a Latin Artist (13) – Mana
- Most Performances in one tour run by any artist (8) – Adele (August 2016)
- Justin Bieber has headlined STAPLES Center 11 times, followed by Justin Timberlake has headlined 10 times, followed by Adele, Britney Spears, Enrique Iglesias and Tim McGraw who

have headlined 8 times, then followed by Depeche Mode, Drake, Lady Gaga, Katy Perry Madonna, Muse and U2 who have each played 7 times respectively.

- Most Concerts in a calendar year was 53 in 2013
- Highest Grossing Concert: Barbara Streisand, November 20, 2006- \$5,451,400
- Largest Concert Attendance: U2 on April 6, 2005 at 20,382

TEAM RELATED FACTS

- Los Angeles Lakers have won 5 NBA Championship titles at STAPLES Center
- Los Angeles Sparks have won 3 WNBA Championship titles at STAPLES Center
- Los Angeles Kings have won the Stanley Cup twice at STAPLES Center
- The Lakers, Clippers and Kings have all played at STAPLES Center on the same day three times in the arena's history
- ◆ December 2, 2006 - Kings vs. Ducks at 1:00 p.m. & Clippers vs. Lakers at 7:30 p.m.
- ◆ February 23, 2008 - Kings vs. Blackhawks at 1:00 p.m. & Clippers vs Lakers at 7:30 p.m.
- ◆ January 14, 2017 – Clippers vs. Lakers at 12:30 p.m. & Kings vs. Winnipeg at 7:00 p.m.

ATAR PLAZA STATUES INSTALLED

- Wayne Gretzky – October 9, 2002
- Magic Johnson – February 11, 2004
- Oscar De La Hoya – December 1, 2008
- Chick Hearn – April 20, 2010
- Jerry West – February 17, 2011
- Kareem Abdul-Jabbar – November 16, 2012
- Luc Robitaille – March 7, 2015
- Shaquille O'Neal – March 24, 2017
- Bob Miller – January 13, 2018
- Elgin Baylor – April 6, 2018

ARENA NAMING RIGHTS PARTNER

- Staples, Inc. – Lifetime of the Arena Naming Rights Deal

ARENA FOUNDING PARTNERS

- American Express
- Anheuser-Busch
- Coca-Cola
- Delta Airlines
- Toshiba
- San Manuel Casino
- Spectrum
- Toyota
- UCLA Health
- Wells Fargo



At AEG, our business is interwoven with the human mind and heart. We seek to reach beyond the traditional boundaries of business to support the communities where we operate. The AEG Community Foundation was established to build on AEG's unwavering commitment to serving children and families across the United States and Puerto Rico through grantmaking. The mission of the Foundation is to support children and families in need through grantmaking in the areas of K-12 education, the arts and health and wellness. We believe that corporate philanthropy and community engagement play a critical role in helping communities thrive.



The mission of Kings Care Foundation is to support families in Los Angeles by dedicating financial and in-kind resources to services and programs. To that end, the LA Kings Hockey Club reinvests in LA-based non-profits with the following shared goals:

- **Wellness** - Support institutions and programs that ensure the mental and physical development of youth in Los Angeles.
- **Sustainability** - Prioritize sustainable business practices in our facilities and mobilize the entire LA Kings community to act responsibly.
- **Social Advocacy** - Address the challenges which threaten our local communities.
- **Inclusion** - Foster environments that welcome individuals of all races, genders, socio-economic backgrounds and abilities.

Matt Luff and Austin Wagner surprised 60 students from an under-resourced school and community with new bikes and helmets in an effort to promote the importance of healthy physical activity.



Alex Iafallo, who personally supports environmental causes including the LA Kings Green program, hosted and participated in a beach cleanup with Heal The Bay for LA Kings and SoCalGas staff.



Jeff Carter promoted Sandy Hook Promise's Start With Hello program which Kings Care Foundation supports as part of its ENOUGH campaign, aiming to reduce violence in schools and the community at large.



Anze Kopitar participated in a puck drop ceremony on International Women's Day to celebrate female hockey players and the team's own girls team, the LA Lions.



A division within AEG, AEG Sports formally organizes the operations of our company's many sports properties under the leadership and strategy of one group.

AEG is a company with many world class assets and properties. From a sports standpoint, our list of sports properties is unrivaled in the industry with both anchor teams in the United States and championship-caliber teams in Europe.

Historic clubs rich in history and expectations, and world-class events that are viewed by millions of sports fans around the world, AEG Sports officially consists of the following hockey teams: Kings; Ontario Reign; Eisbaren Berlin; and the LA Galaxy soccer club.

HISTORY OF AEG AND ITS SPORTS PROPERTIES

ONTARIO REIGN

AEG History – Officially became a property of AEG in 2008 and elevated to the American Hockey League prior to the 2015-16 season

Team History – The Ontario Reign proudly served as the ECHL affiliate of the Kings for several seasons before becoming the organization's primary minor league affiliate before the 2015-16 season. In their first AHL season, the Reign captured Pacific Division and Western Conference regular-season titles and advanced to the Western Conference Finals in the Calder Cup Playoffs. The Reign went on to qualify for the playoffs in each of the following two seasons, reaching the Pacific Division Semifinals. The Reign celebrated the tenth anniversary of professional hockey in the Inland Empire during the 2017-18 season and went on to host the 2020 AHL All-Star Classic two seasons later, the first time the event has ever been held in California. The Reign have ranked in the AHL's top five in attendance in three out of their five seasons as the Kings top developmental affiliate, in addition to holding the league's largest season-ticket holder base.

Located 40 miles east of Los Angeles, the Reign play at the state-of-the-art Toyota Arena (formerly Citizens Business Bank Arena) and practice at the Toyota Sports Performance Center in El Segundo. The proximity to the Kings benefits both organizations, and in addition to on-ice success, the Reign have set numerous attendance records and have earned several league-wide awards.



EISBAREN BERLIN

AEG History – Acquired by AEG on September 3, 1999, and a 15-time East German Hockey Champion as Dynamo Berlin.

Team History – A record seven-time DEL Champion (2005, 2006, 2008, 2009, 2011, 2012, 2013), Eisbaren (Polar Bears) Berlin continues to set the standard for excellence as they have also been the top team in the regular season eight times (1998, 2003, 2004, 2006, 2009, 2010, 2012, 2013). In 2008 they captured the German Cup and in 2010 they were the European Trophy winner.





CHAMPIONSHIPS

Since AEG was formed, we have 23 championships amongst all of our teams:

Kings	Two Stanley Cups (2012, 2014)
Eisbaren Berlin	Seven DEL Championships (2005, 2006, 2008, 2009, 2011, 2012, 2013)
Galaxy	Five MLS Cups (2002, 2005, 2011, 2012, 2014)
Lakers	Six NBA Championships (2000, 2001, 2002, 2009, 2010, 2020)
Sparks	Three NBA Championships (2001, 2002, 2016)
Manchester Monarchs	One Calder Cup (2015)



2020-21 ONTARIO REIGN CLUB DIRECTORY

Ontario Reign
901 Via Piemonte, Suite 370
Ontario, CA, 91764

Toyota Arena
4000 Ontario Center Parkway
Ontario, CA 91764

HOCKEY OPERATIONS

General Manager	Richard Seeley
Head Coach	John Wroblewski
Assistant Coach	Chris Hajt
Goaltending Development Coach	Matt Millar
Video Coach	Brad Schuler
Strength & Conditioning Coach	Paul Valukas
Head Athletic Trainer	Jeff Andrews
Head Equipment Manager	Luke Eichas
Assistant Equipment Manager	Jonathan Villa
Massage Therapist	Dane Skinner

FRONT OFFICE

President	Darren Abbott
Vice President, Business Operations	Steve Fraser
Senior Director, Ticket Operations	Jasmyrn Wilson
Director, Ticket Sales	Nate Downer
Senior Manager, Business Development	Brendan Doyle
Senior Manager, Service & Retention, Ticket Sales	John Payne
Senior Manager, Game Presentation and Events	Annie Merovich
Manager, Communications & Content	Zach Dooley
Finance Manager	Katie Miller
Marketing Manager	Kiley Sullivan
Manager, Corporate Partnerships & Broadcasting	Cameron Close
Ticket Operations Coordinator	Amanda Smith
Sr. Account Executive, Corporate Partnerships	Adam McCutcheon
Service Executive, Season Tickets	Brandon Holloway
Service Executive, Season Tickets	Justice Parelli
Account Executive, Business Development	Andreas Torres
Community Relations Assistant	Kristen Berlo
Graphic Designer	Diego Valencia
Video Editor	Tyler Bujer

TEAM INFORMATION

2019-20 Record	29-22-5-1
	5th Pacific Division
	7th Western Conference
Founded	February 26, 2008
Home Ice	Toyota Arena
Opened	October 25, 2008
Arena Capacity for Hockey	9,491
Team Colors	White, Black, Silver

GARNET "ACE" BAILEY AND MARK BAVIS TRIBUTE



Garnet "Ace" Bailey, who was 53, was set to begin his 33rd season in the NHL as a player or scout. Bailey had enjoyed a tremendous amount of success in both capacities, with seven Stanley Cup rings as proof. Having spent seven years as the Kings' director of pro scouting, Bailey spent the previous 13 years as a scout with the Edmonton Oilers.

Bailey's ability to evaluate NHL talent helped the Oilers to five Stanley Cups in the 1980s. During Edmonton's many great playoff runs, Bailey played the key role of advance scout, supplying detailed information on upcoming opponents.

A veteran of 11 NHL seasons as a player, Bailey broke in with the Boston Bruins during the 1968-69 season and spent five years with the club. While with the Bruins, he was a member of Stanley Cup championship teams in 1969-70 and 1971-72. Bailey also spent parts of two seasons each with the Detroit Red Wings and St. Louis Blues,

and three-plus years with the Washington Capitals.

Bailey, who was originally from Lloydminster, Saskatchewan, jumped to the World Hockey Association for the 1978-79 season and joined the Edmonton Oilers, where he was a linemate of teenage phenom Wayne Gretzky.

Ace lived in the Boston suburb of Lynnfield with wife Katherine and son Todd.

The Los Angeles Kings family was deeply shaken and saddened over the loss of Garnet "Ace" Bailey and Mark Bavis, two club scouts who were aboard United Airlines Flight 175 from Boston's Logan Airport on September 11, 2001. Both men sported fantastic personalities and their love for the sport of hockey was evident in their work, and their passion for the Kings helped foster a fun and winning attitude. Both Mark and Ace are incredibly missed indeed.



Mark Bavis, who was 31, was entering his second season as an amateur scout for the Kings. A native of the Boston-area, Bavis played college hockey at Boston University. Prior to joining the Kings he worked as a coach with Chicago of the North American League and as an assistant coach with Harvard of the Eastern College Athletic Conference.

Bavis, who was drafted by the New York Rangers in the ninth round (181st overall) of the 1989 NHL Entry Draft, made his home in West Newton, Massachusetts. He was survived by his mother, Mary; his twin brother, Mike; two brothers, Pat and Johnny; and three sisters, Kelly, Mary Ellen and Kathy.



The LA Kings and Wells Fargo have united to launch Team Up For Tech, supporting distance learning by donating educational resources and technological tools for students in need across Los Angeles.

Help support Team Up For Tech by visiting:
LAKings.com/TeamUpForTech



Proud Sponsor

ALWAYS GAME

RAV4 HYBRID



TOYOTA



SOUTHERN CALIFORNIA TOYOTA DEALERS
PROUD SPONSOR SINCE 1989